

# KAYSUN

Catalogue 2025  
HVAC systems









Inspiration, Innovation, Evolution

The total or partial reproduction of this catalogue without the express authorisation of Frigicoll S.A. is prohibited.



# General contents

## Climate control and energy catalogue March 2025



### Residential Product Range

#### SUITE

Suite 1x1	32	Multisystem	46
Casual	34	Outdoor units	48
Prodigy PRO	36	HR Outdoor units	51
Prodigy PRO LT	38	Indoor units	52
Onnix 2.0	40	Combined Systems	54
Double Flow Console	42	Compatible controls and accessories	56
Portable	44	References	58



### Heat Pumps Range

#### AQUATIX

Aquantia KHPIS-BI PRO	66	Floor Standing Compak	90
Aquantia KHPMS-BI PRO	72	Compak	92
Aquantia KHPS-MO	76	Tanks for Domestic Hot Water	94
Aquantia KHPS-MO PRO HP	79	Other complements for Aquantia range	95
Aquantia KHP-MO HT	80	Swimming pool HP KSWP	98
Polar	84	References	100
Aquantia KHP-MO HT HP	86		
Wall Hung Compak	88		



### Commercial Range

#### ZEN

Ducts	108	AHUKZ LCAC	124
Cassette 600x600	112	Twins/Triple/Double Twins	126
Superslim Cassette 840x840	114	Compatible controls and accessories	130
Floor/Ceiling	118	References	132
Floor Standing	122		



### High Capacity Commercial Range

#### ZEN

Magnus Series	138	Magnus Multi Vertical HC	150
Magnus Multi Ducts	142	Magnus KAHU	152
Magnus Multi Cassettes	144	Compatible controls and accessories	156
Magnus Vertical HC	148	References	158





### Industrial VRF Range **AMAZON**

Outdoor Units	162	1 Way Cassette	194
S8 Platform	164	Floor Standing	196
Mini Amazon Hybrid	166	Wall mounted	198
Amazon Unitario FD	168	Floor/Ceiling	200
Amazon Modular FD	172	KAHU	202
Amazon Unitario	174	High Temperature Hydraulic Module	204
Amazon VI	176	Hydraulic Module Integrated	206
Amazon IV HR	180	Kit DHW Hybrid	208
Indoor Units	182	Mini Amazon Hybrid Ducts	210
Ducts	184	Mini Amazon Hybrid Cassettes	212
Medium Pressure Ducts	186	Accessories	214
High Pressure Ducts	188	Protocol compatibilities	215
Compact Cassette 600x600	190	Compatible controls and accessories	216
Cassette 840x840	192	References	218



### Chillers Range **NEXUS**

Minichillers Full DC Inverter R-32	226	Modular Full DC Inverter Chillers	234
Aquantia KHPS-MO PRO HP	228	Modular Full DC Inverter Heat Pump	236
Aquantia KHP-MO HT HP	230	Kem XL	238
Aquantia HT HP Large	232	References	240




### Water Terminal Units Product Range **FANCOILS**

Floor/Ceiling 2nd Generation	248	Ducts 4 pipes	258
Wall-mounted	250	Ducts Medium Pressure	260
Cassettes 600x600	252	Ducts High Pressure	262
Cassettes 840x840	254	Fancoils Controllers	264
Ducts 2 pipes D3	256	References	266



### System Controls Range **CONTROLS**

Individual wireless controllers	273	BMS	278
Wired controllers	274	Accessories	280
Centralised controllers	276	References	282



### Indoor Air Quality **IAQ**

KRE	286
ERP PRO	288
References	290



✓  
**+60 years**  
of history  
^

  
**+450**  
employees

  
**+15**  
facilities  
spread out across  
Spain

€  
**+260**  
million  
in turnover



# frigicoll

## Who we are

Frigicoll is a family-owned Spanish company that has been in operation for more than 60 years and is a pioneer in the introduction of technological solutions of leading global brands in various sectors of industry.

At Frigicoll we undertake comprehensive projects, supplying machinery to the air conditioning, energy, transportation, food and catering and refrigeration sectors, as well as to the household appliances sector.



### Our values

Our whole history has been notable for our contribution to the market: the best quality of product, trust, proximity and excellence in customer service and an ongoing quest for improvement and innovation, attributes that have made us leaders in the market. With a long record of providing premium integrated solutions, we face the future with the desire to keep searching for new, sustainable technological solutions.

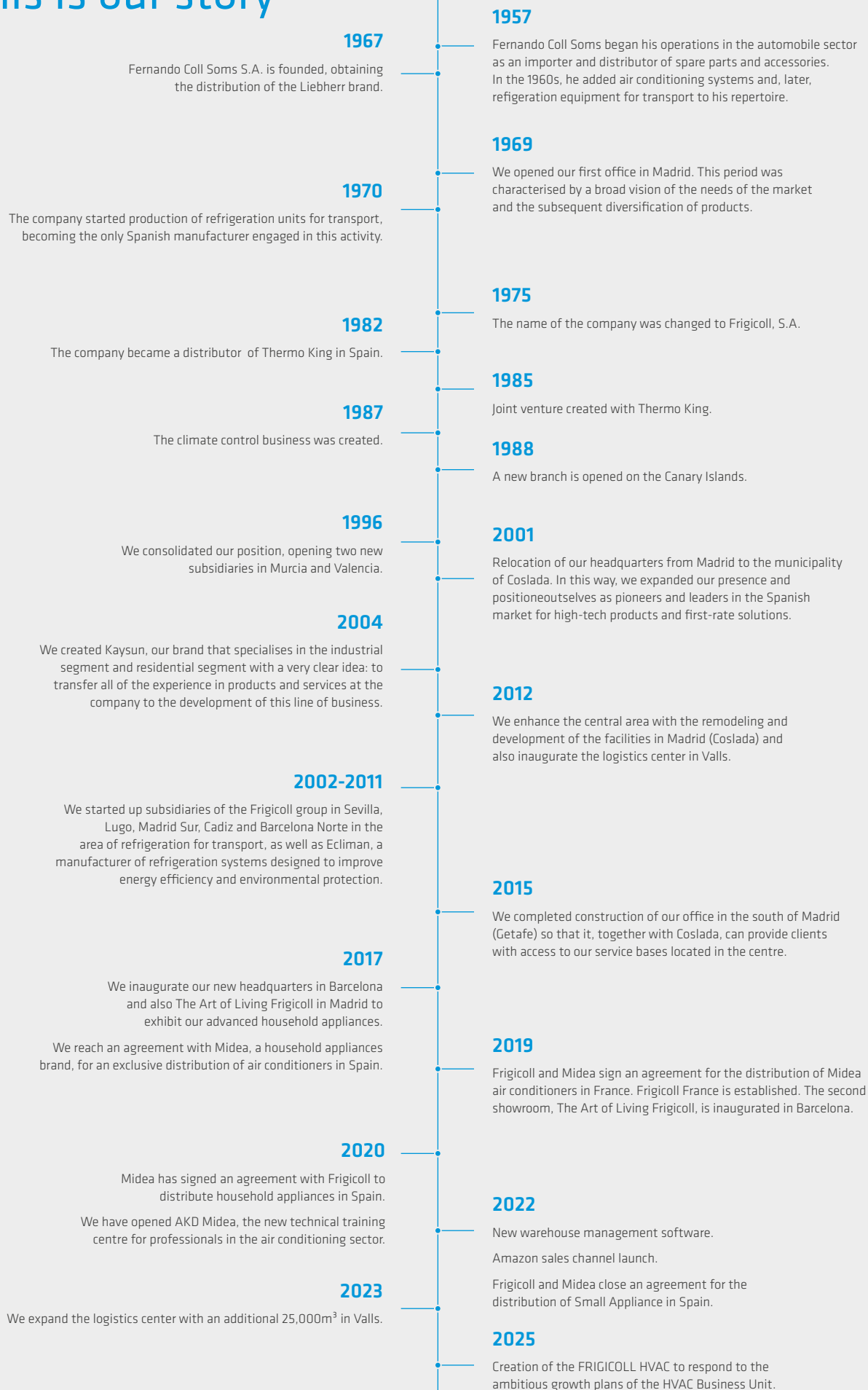


### CSR

Corporate social responsibility is one of the fundamental pillars of Frigicoll, carrying out actions based on the growth and social commitment of its employees and actions that help create a better, fairer and more sustainable world.



# This is our story





## Business units

### Transport



Frigicoll offers refrigeration systems for the transportation and distribution of perishable products, climate control for coaches and buses, refrigerated mobile containers and solutions for the transportation of pharmaceutical products. It holds the official concession for the Thermoking brand in Spain and Portugal and offers technical support through a network of its own workshops and associated services that covers the whole of Spain, with ongoing service available 24 hours a day, 365 days a year.

#### THERMO KING

Inventor of the refrigeration system for transport.

#### FRIGOBLOCK

The green solution.

#### COLDTAINER

A pioneer in refrigerated mobile containers.

### Household appliances



Frigicoll offers all the categories of home appliances needed to fully equip a residential kitchen with the Midea brand. Midea has a wide product portfolio and innovative technologies that have allowed it to position itself in rankings as prominent as the Forbes Top 500, which includes the world's largest companies in terms of turnover. In order to always provide maximum customer satisfaction, Midea has a large production capacity, a continuous investment in innovation and unique standards of excellence.

#### Midea

Leader in the household appliances and air conditioning, positioned in the Top 500 ranking of Forbes.

### HVAC systems



Frigicoll's HVAC and Energy business has experienced significant growth, prompting the creation of a new company, FRIGICOLL HVAC, dedicated to the commercialization of Midea HVAC solutions in Spain and France, with ambitious growth objectives. Midea believes in offering surprising solutions by adopting a consumer-centric and problem-solving approach. It is part of the brand's corporate culture to maintain constant investment in innovation to meet the ever-changing demands of consumers. Midea is committed to developing an increasingly sustainable and environmentally friendly product line that has a positive impact on our planet without compromising performance and comfort for its users. We also market the HVAC brands Kaysun, MDV, Comfee, and Kool King.

#### Midea

The world's n°1 manufacturer of HVAC products\*

#### Kaysun

Great versatility of equipment and advanced technological innovation.

**MDV comfee'**

\* Source: Euromonitor International (Shanghai) Limited; Consumer Appliances 23ed retail volume sales in units, 2022 data.



## Hospitality and Refrigeration



We supply high quality machinery with cutting-edge technology for the exhibition and storage of perishable products as well as professional kitchen equipment for the catering sector.

Plus the following brands:

 **ADVENTYS**

**FIREX**

**SILKO**

 **ambach**

**MENUMASTER**  
Commercial

**hiber**

## Spare Parts



Frigicoll also has a spare parts business, the aim of which is to provide the best possible service with delivery within 24h and specialist advice and service for each product over the phone, so as to protect the prestige and excellence of the products represented.

## After-sales service



### Hotels

#### LAINOX

The first oven with a cloud WiFi connection (Lainox Naboo).

#### COMENDA

An internal energy cycle that reduces detergent, water and electricity consumption by 50%.

#### LIEBHERR

### Refrigeration

#### Frigicoll

Complete range of commercial refrigeration solutions.

#### DORIN

Complete range of high quality refrigeration compressors.

#### LIEBHERR

Specialized furniture for supermarkets, with R-290 refrigerant.

#### Frigicoll spare parts

- Automated logistics warehouse of 2,500m².
- 30,000 parts in stock.
- + 200 shipments daily.
- + 400,000 delivered items per year.

#### Frigicoll after-sales service

- ISO 9001 and ISO 14001.
- Over 170 technical assistance points across the whole of the mainland, the Canary Islands and Portugal, as well as 11 service centres.
- Uninterrupted service all year round (24/7 in the transport unit).



## “A well-established Team”

Over more than 60 years, Frigicoll has worked at all times in collaboration with the most reputable brands in the different business units that comprise the company. Our technical team has combined, for each and every project, the premium qualities of our equipment with its professional experience to achieve the best outcomes. Today we complete key installations, noteworthy due to both the technological prowess of their solutions and their social importance.

In the HVAC Business Unit, we are proud to apply our first-hand knowledge, acquired from our long history and the best professionals, to the continual development of our own brand, Kaysun, which grows more established every day with a strong national and international plan. We have

a clear goal: to continue providing the best residential and industrial solutions with comprehensive offerings underpinned by a constantly evolving and diverse range of products. That is why we remain loyal to our brand's philosophy – a balance between technology, efficiency, cost and warranty.

We believe that the best way to explain to you why Kaysun is rising to the top in the sector is to invite you to experience our work first hand.

Thank you for joining us.

Your trust is our guide.





# “Ten reasons why we stand out”



## The Frigicoll guarantee

Frigicoll is known for its premium products and its broad experience in excellent after-sales services. KAYSUN, the company's own brand, was developed with the standards for quality and technological innovation that have always set us apart.



## Maximum reliability of our equipment

We guarantee that our units will have a long service life, thanks to top-quality materials. This ensure that **the need to make use** of their warranties is reduced to a minimum.



## ISO 9001 / ISO 14001

The quality of our products and environment benefits are two key pillars for KAYSUN. We are proud to have achieved **ISO 9001** and **ISO 14001**, under the seal of Frigicoll.



## Wide range

We offer **comprehensive solutions for any facility** thanks to the diversity of our product ranges. From residential split systems to the most complex water terminal units, and including air curtains, recovery systems, VRFs, chillers, solar and domestic hot water units.



## Comprehensive projects

Our team of expert technicians carries out HVCA and ventilation comprehensive specific projects for every single customer, which allows our company to be able to adapt to any space and need. A personalised advice complements this service, thus ensuring the correct performance of our installation works.



## Cutting-edge technology

Our forward-looking approach goes hand-in-hand with the incorporation of the latest technology in all of our equipment. We include features that improve everything from energy consumption to practicality and comfort, as in the case of the built-in **motorised panel** used in the cassettes.



## Smart control

Our smart control **devices**, allow us to offer comfort and well-being in any facility. The K01-WIFI device is the first smart solution for our units, providing the option of programming and managing air conditioning units inside and outside your home.



## Committed to the environment

Our equipment is manufactured almost entirely **from recyclable materials**. We have reduced consumption as far as possible in STANDBY mode and have improved the energy efficiency of units working at full capacity, resulting in energy savings for facilities.



## Excellent after-sales service

We **work to solve all incidents as quickly as possible**, leaving our customers completely satisfied with our after-sales service. We have a team of expert professionals working for you.



## The best management of spare parts in the sector

We understand the key role of air-conditioning systems play in our facilities, **and we offer unbeatable replacement services**. Our commitment is absolute and we offer immediate solutions.



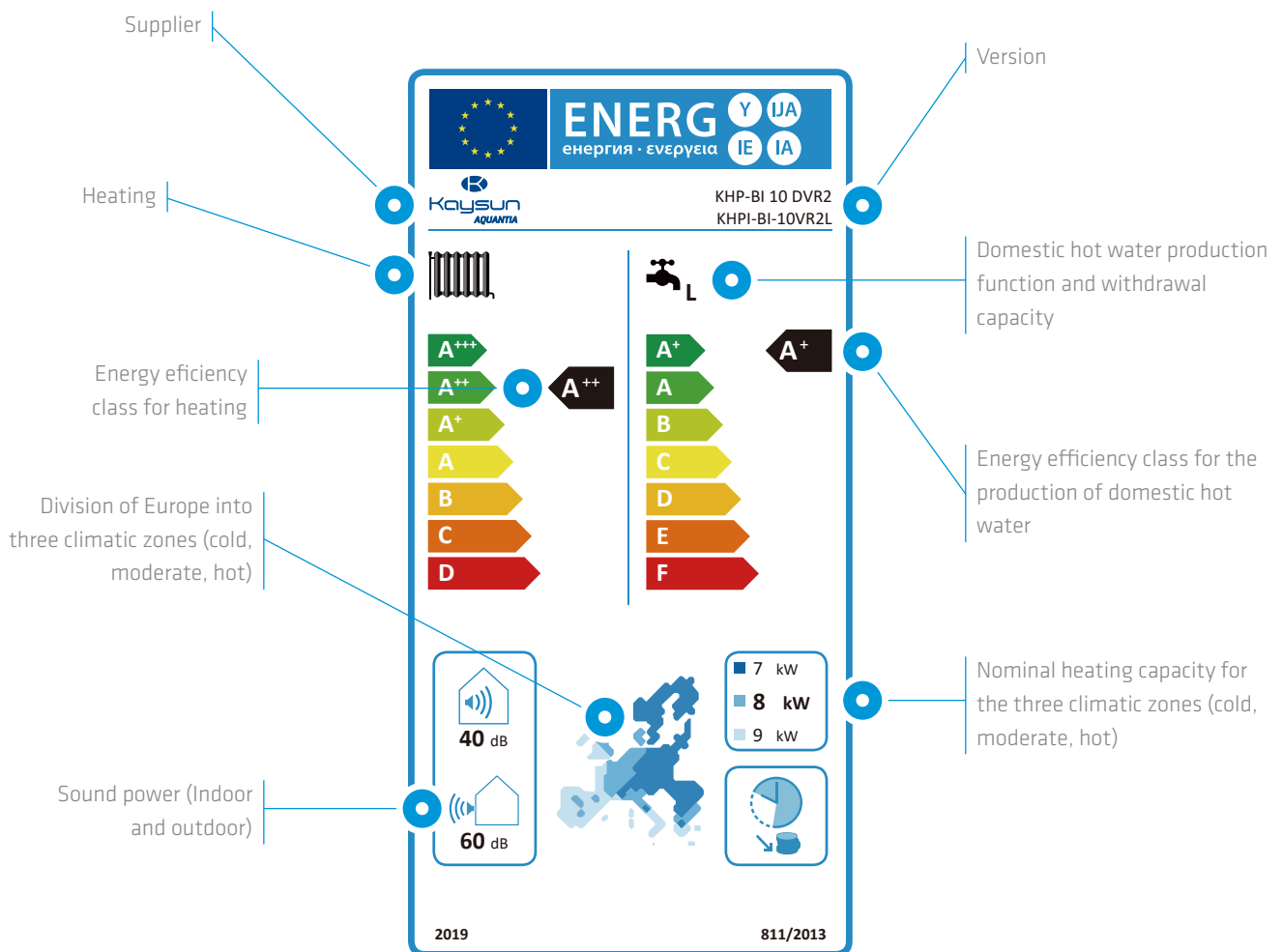
# ErP - Energy Related Products

The Delegated Regulations on ErPs (Energy-related Products) came into force on 26 September 2015 and are aimed at reducing energy consumption and supporting the most efficient solutions.

The regulations apply to heat generators used to heat rooms, appliances for domestic hot water production and systems consisting of a combination of several elements:

- All appliances with rated heating capacity up to 400 kW and boilers up to 2000 litres must comply with the requirements for environmentally compatible design, also based on minimum seasonal energy efficiency values;
- Only appliances with heating capacity up to 70 kW and boilers up to 500 litres must also comply with maximum noise level values (for heat pumps) and energy labelling.

Kaysun's specialised systems considerably exceed the strict requirements of these directives.



## PRODUCT LABEL

It indicates the seasonal energy efficiency of a product according to a scale ranging from A+++ to D: it distinguishes heating efficiency from heating for the production of domestic hot water (DHW), reporting both in the case of products that can provide both services.

It also reports other useful information such as capacity and consumption in the various climate zones, noise levels, etc.



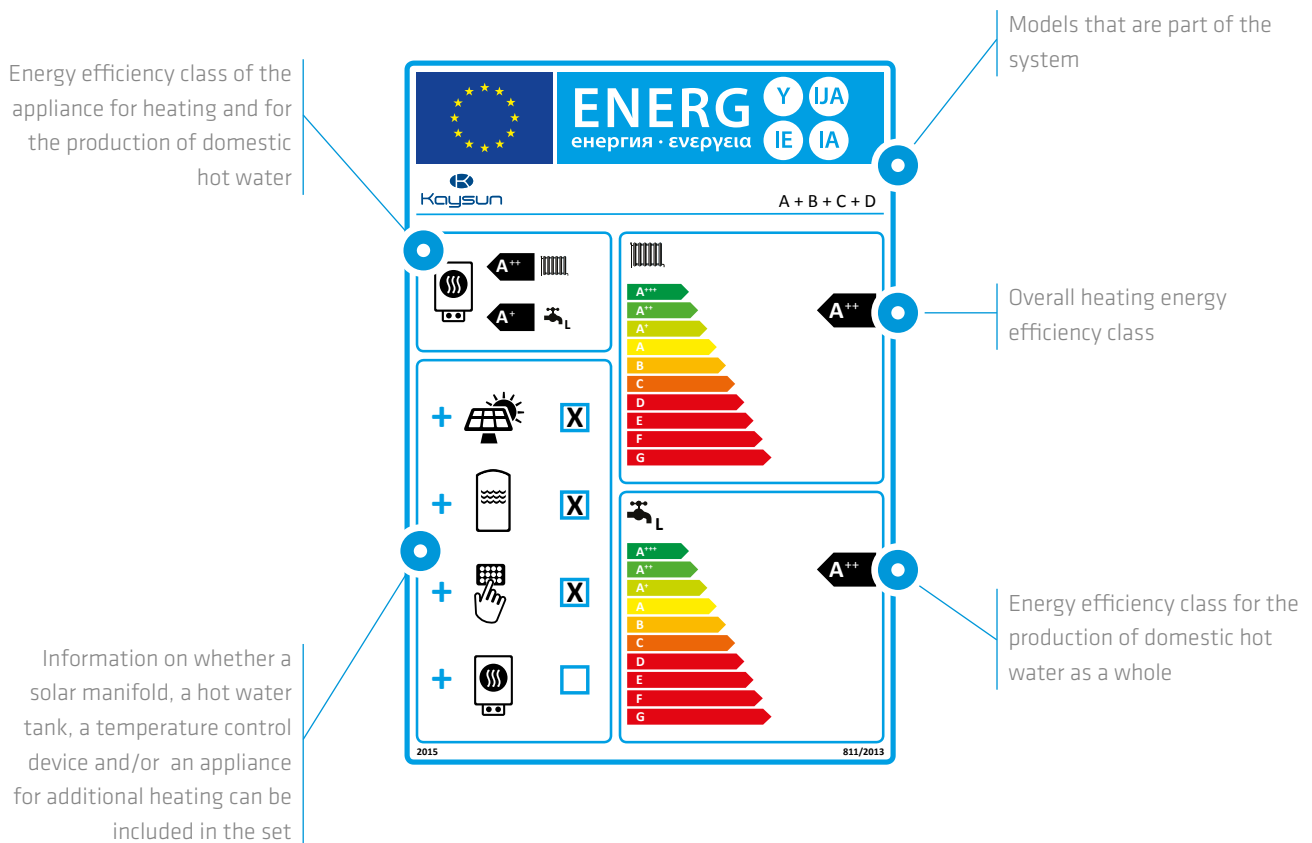
## SYSTEM LABEL

Indicates the energy efficiency for the installed system.

A system is the set of single products. in any combination, operating as a whole.

For instance. a heat pump, a boiler, a thermal solar system and electronic control for the system: if they work as a single system, their energy performance can be calculated as a combination of the individual components.

Kaysun's complete system approach. which is based on the energy benefits of controlled mechanical ventilation with thermodynamic recovery and control over the entire system, allows for higher seasonal efficiency levels compared to those required by current directives.



### ErP

All the equipment in our catalogue complies with the requirements of the ErP standard to meet international CO<sub>2</sub> emission reduction protocols.



### Keymark

KEYMARK is a recognized brand in many European countries for providing incentives for the installation of heat pumps for heating and the production of sanitary hot water. Countries that recognize the brand and products certificates are available at <https://keymark.eu/en/products/heatpumps/heat-pumps>









### Eurovent

Kaysun/Frigicoll participates in Certification programs EUROVENT for Residential, Fancoils, Chillers and "VRF". Products included are listed in the EUROVENT guide of certified products and on the website [www.eurovent-certification.com](http://www.eurovent-certification.com). The schedules apply to chillers and heat pumps up to the limits determined by the purpose of each schedule.



# Suite

## Residential Product Range

SUITE 1X1			kW								
Refrig.	Range		2.0	2.6	2.8	3.5	4.2	4.8	5.2	6.2	7.1
R32	Casual p. 34			●		●			●		●
	Prodigy PRO p. 36			●		●			●		●
	Prodigy PRO LT p. 38			●		●					
	Onnix 2.0 p. 40			●		●			●		
	Double Flow Console p. 42			●		●		●			
R290	Portable p. 44					●					

MULTISYSTEM / MULTISPLIT			kW													L		
Refrig.	Range	N° IDU	2.0	2.6	2.8	3.5	4.2	4.8	5.2	6.2	7.1	7.8	8.0	10.5	12.0	100	190	
R32	Outdoor units p. 48		2					●		●								
		3							●	●		●						
		4												●	●			
		5														●		
	HR Outdoor units p. 51		3							●								
		4												●				
	Casual p. 52			●	●		●			●		●						
	Prodigy Pro p. 52				●		●			●		●						
	Onnix 2.0 p. 52				●		●			●								
	Double Flow Console p. 52				●		●		●									
Cassettes 600x600 & 840x840 p. 53			●	●		●			●		●							
Ducts p. 53			●	●		●			●		●							
Multi Hybrid HR p. 53																●	●	



# Aquatix

## Heat Pumps Range

		kW																L							
Refrig.	Range	4	6	7	8	9	10	12	14	16	18	20	22	26	30	35	40	80	100	150	190	240	270	300	
R32	Aquantia KHPIS-BI PRO p. 66																								
																									
	Aquantia KHPMS-BI PRO p. 72																								
																									
	Aquantia KHPS-MO p. 76																								
																									
Aquantia KHPS-MO PRO HP p. 79																									
																									
Swimming pool HP KSWP p. 98																									
																									
R290	Aquantia KHP-MO HT p. 80																								
																									
	Polar p. 84																								
																									
Aquantia KHP-MO HT HP p. 86																									
																									

● Single-Phase | ● Three-Phase | ○ To be consulted






Refrig.	Range	L								
		80	100	150	190	200	240	270	300	475
R134A	Compak p. 92				●				●	
R290	Wall Hung Compak p. 88	●	●	●						
	Floor Standing Compak p. 90				●				●	
	Tanks for Domestic Hot Water p. 94									

● Single-Phase | - Without power supply



# Zen

## Commercial Range

1X1 SYSTEMS			kW									
Refrig.	Range		2.6	3.5	5.2	7.1	9.0	10.5	12	14	16	
R32	Ducts p. 108		●	●	●	●	●	●	●	●	●	
	Cassette 600x600 p. 112		●	●	●							
	Superslim Cassette 840x840 p. 114					●	●	●	●	●	●	
	Floor/Ceiling p. 118				●	●		●		●	●	
	Floor Standing p. 122										●	



# Zen High Capacity





## Commercial Range

Refrig.	Range	Protocol	Max. static pressure	kW								
				20	22	26	28	33	40	45	50	56
R-410A	Magnus Series p. 138 	S6/S8	400 Pa	●	●		●	●	●	●	●	●
	Magnus Multi Ducts p. 142 	S8	400 Pa						●	●		●
	Magnus Multi Cassettes p. 144 	S6/S8	50 Pa	●			●		●			●
	Magnus Vertical HC p. 148 	S6/S8	400 Pa		●		●	●		●	●	
	Magnus Multi Vertical HC p. 150 	S8	400 Pa							●		●
	Magnus KAHU p. 152 	S6/S8		●	●		●	●	●	●		●



# Amazon

## Industrial VRF Range

OUTDOOR UNITS				kW											
Refrig.		Range	Generation	7	9	12	14	16	18	20	22	25	26	28	
R32	2 PIPES	Mini Amazon Hybrid p. 166		S6/S8	●	●	●	●	●	●					
		Amazon Unitario FD p. 168		S6/S8							●	●	●		●
		Amazon Modular FD p. 172		S8											
		Amazon Unitario p. 174		S8											●
		Amazon VI p. 176		S8											●
	3 PIPES	Amazon IV HR p. 180		S6								●			●

● Single-Phase | ● Three-Phase | ○ Combinable



kW															
33	40	45	50	56	61	67	78	90	95	100	150	183	200	244	270
●	●	●	●	●	●										
●	●	●		●	●	○	○	○	○	○	○	○	○	○	○
		●	●	●		●	●	●							
●	●	●		●	●	●	●	●	○	○	○	○	○	○	○
●	●	●	●	○	○	○	○	○	○	○	○				



# Amazon

## Industrial VRF Range

INDOOR UNITS				kW							
Range		Generation	Static pressure	1.5	1.7	2.2	2.8	3.6	4.5	5.6	7.1
Ducts p. 184		S8	50 Pa	●		●	●	●	●	●	●
Medium Pressure Ducts p. 186		S8	160 Pa						●		●
High Pressure Ducts p. 188		S8	400 Pa								
Compact Cassette 600x600 p. 190		S8	30 Pa	●		●	●	●	●	●	
Cassette 840x840 p. 192		S8	50 Pa							●	●
1 Way Cassette p. 194		S8	-			●		●			●
Floor Standing p. 196		S8	-							●	●
Wall mounted p. 198		S8	-	●		●	●	●	●	●	
Floor/Ceiling p. 200		S8	-							●	
KAHU p. 202		S6	-		●	●	●	●	●	●	●
High Temperature Hydraulic Module p. 204		S6R	-								
Hydraulic Module Integrated p. 206		Mini Amazon Hybrid	-								
Mini Amazon Hybrid Ducts p. 210		Mini Amazon Hybrid	-			●	●	●		●	●
Mini Amazon Hybrid Cassettes p. 212		Mini Amazon Hybrid	-			●	●	●		●	



kW													L	
8	9	10	11	12	14	16	20	25	28	40	45	56	190	240
	●			●	●	●								
							●	●	●	●	●	●		
●		●	●		●	●								
●														
	●				●									
●	●	●	●	●	●	●	●	●	●	●	●	●		
					●									
													●	●
	●		●		●									



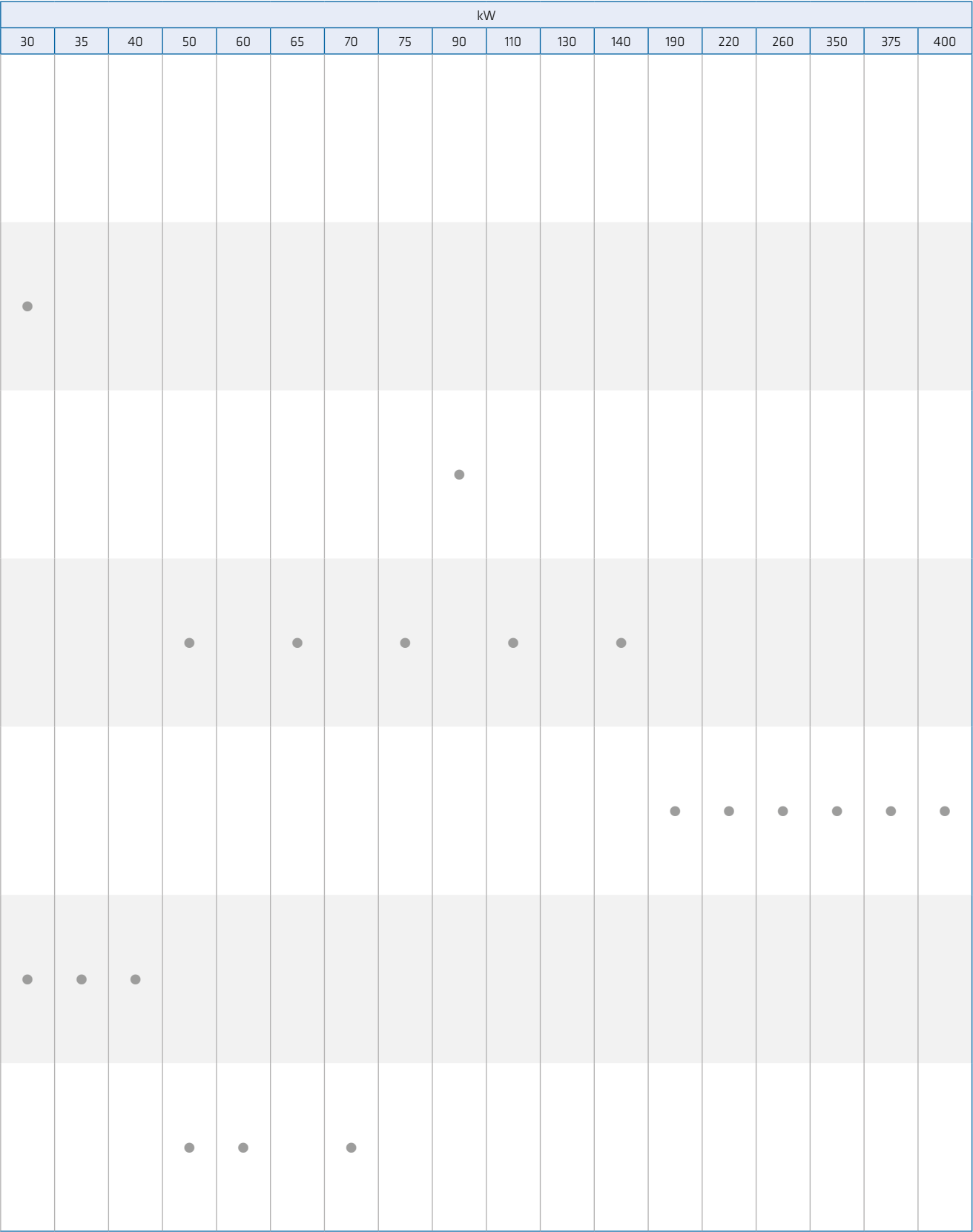
# Nexus

## Chillers Product Range

Refrig.	Range	Version	Compressor type	kW								
				5	7	9	12	14	16	18	22	26
R32	Minichillers Full DC Inverter R-32 p. 226		Heat Pump	DC Inverter	●	●	●	● ●	● ●	● ●		
	Aquantia KHPS-MO PRO HP p. 228		Heat Pump	DC Inverter						●	●	●
	Modular Full DC Inverter Chillers p. 234		Heat Pump	DC Inverter								
	Modular Full DC Inverter Heat Pump p. 236		Heat Pump	DC Inverter								
	Kem XL p. 238		Heat Pump	DC Inverter								
R290	Aquantia KHP- MO HT HP p. 230		Heat Pump	Evi DC Inverter								●
	Aquantia HT HP Large p. 232			Evi DC Inverter								

● Single-Phase | ● Three-Phase | ○ To be consulted















# Fancoils

## Water Terminal Units Product Range

Range	Fan	Static pressure	kW									
			1.5	2	2.5	3	3.5	4	5	6	6.5	7
Floor/Ceiling 2nd Generation p. 248 	DC	-		●			●	●				●
Wall-mounted p. 250 	DC	-			●			●	●			
Cassettes 600x600 p. 252 	DC	-			●	●		●				
Cassettes 840x840 p. 254 	DC	-							●	●	●	
Ducts 2 pipes D3 p. 256 	DC	50 Pa				●			●	●		●
Ducts 4 pipes p. 258 	DC	50 Pa	●	●		●		●	●			
Ducts Medium Pressure p. 260 	AC/ EC	120 Pa										●
Ducts High Pressure p. 262 	AC/ EC	150 Pa										●

● 2 pipes | ● 4 pipes | ○ To be consulted









# IAQ

## Indoor Air Quality

HEAT RECOVERY UNITS		m³/h																
Range		150	300	360	500	700	740	800	1000	1200	1400	1500	2000	2200	2300	2900	3200	4200
KRE p. 286					●			●	●			●	●					
ERP PRO p. 288										●				●			●	●



# *Find out more about* **Kaysun**

Learn about *our*  
*ranges and products*

Download our  
*catalogues and manuals*

Use our *APPS*

Discover the Key  
Installations that  
define us

Find your nearest  
*point of sale*

[www.kaysun.es](http://www.kaysun.es)



[www.frigicoll.es](http://www.frigicoll.es)





# Icons descriptions

## » ENERGY



**A+ SCOP** Classification of energy efficiency according to seasonal performance for heating.



**A++ SCOP** Classification of energy efficiency according to seasonal performance for heating.



**A+ SEER** Classification of energy efficiency according to seasonal performance for cooling.



**A++ SEER** Classification of energy efficiency according to seasonal performance for cooling.



**A+++ SEER** Classification of energy efficiency according to seasonal performance for cooling.



**SCOP 4.0** The heat pump performance of a set of units exceeds SCOP 4.0.



**SCOP 4.6** The heat pump performance of a set of units exceeds SCOP 4.6.



**THERMAL SOLAR SUPPORT** Units compatible with thermal solar support for a greater installation efficiency.



**SMART GRID READY** Units with Smart Grid technology, for a greater installation efficiency.

## » REFRIGERANT



**R-134A REFRIGERANT** The unit works with R-134A ecological refrigerant.



**R-290 REFRIGERANT** The unit works with R-290 ecological refrigerant.



**R-32 REFRIGERANT** The unit works with R-32 ecological refrigerant.



**R-410A REFRIGERANT** The unit works with R-410A ecological refrigerant.

## » TECHNOLOGY



**DOMESTIC HOT WATER** A system that produces domestic hot water and underfloor heating.



**DC INVERTER COMPRESSOR** This feature allows to regulate the power of the compressor, providing optimum control and extremely efficient operation.



**CONDENSATION CONTROL** Allows the system to refrigerate, even with low outdoor temperatures.



**HYDRAULIC KIT** A complete, built-in hydraulic kit.



**K-ION** Active bipolar ionization technology that neutralizes viruses and bacteria.



**0-10V INPUT SIGNAL** Unit compatible with 0-10V control systems.



**CROSS FLOW RECOVERY** The unit has a high efficiency cross flow recovery.



**ROTARY RECOVERY** The unit has a high efficiency rotary recovery.



**COOLING AND HEATING** The unit is equipped with air conditioning and a heat pump.



**3D TECHNOLOGY** Triple DC inverter technology that allows a more constant temperature, high energy saving and significant energy efficiency.



**DC INVERTER EXTERNAL FAN** The unit is fitted with a DC Inverter external fan.



**DC INVERTER INTERNAL FAN** The unit is fitted with a DC Inverter internal fan.



**FREECOOLING** The unit has a freecooling function.



**DOUBLE STAGE FILTRATION** The unit has a pre-filter and discharge filter.



**PCO** Photocatalytic oxidation.



**GOLDEN FIN** High durability treatment to reduce the impact of bad weather and aggressive external environments.

## » INSTALLATION AND SERVICE



**DRAINAGE PUMP** A system which is capable of removing condensate up to 750 mm.



**TWO COMMUNICATION WIRES** The system uses two shielded communication wires without polarity.



**ADDRESSING** The control system allows setting an address for indoor units inside the communication bus.



**HERTZ** The units can function at 50 or 60 Hz.



**TWINS** Connection system that allows the two indoor units to be combined with an outdoor unit, making installation easier and more economical.



**OUTDOOR INSTALLATION** Unit for outdoor installation.



**INDOOR INSTALLATION** Unit for indoor installation.



## » CONTROL

**COMPATIBLE WITH AIRZONE**

Integration with Airzone control Systems.



**WiFi** This unit can be controlled by a WiFi network through a smartphone application.



**NETHOME PLUS** A feature that allows to control the air conditioning remotely with a smart phone.



**MODBUS** The unit has a Modbus output for communication with PC/BMS.



**CONFIGURATION VIA USB PORT** The USB port allows you to configure the unit in seconds and carry out diagnostics in order to minimize start-up or maintenance time.



**ON/OFF CONTACT** The unit has an ON/OFF contact that offers the possibility of making a stop/start remotely.

## » COMFORT



**8°C HEATING** This feature keeps the temperature in the room from dropping below 8°C by turning on the unit automatically in heat mode until it reaches 17°C.



**SELF-CLEANING** A feature of the indoor unit which automatically cleans the machine's battery so as to continue providing fresh, purified air every day.



**LOW SOUND LEVEL** New technological advances have allowed the level of sound produced by the indoor units to be reduced by up to 20 dB.



**REFRIGERANT CONTROL** A sensor on the outdoor unit and an alarm on the indoor unit's display alert the user of the detection of a possible refrigerant leak.



**SWITCH OFF DISPLAY** This feature allows switching off the display of the indoor units, if necessary.



**FOLLOW ME** A feature which changes the operating mode based on the remote controlled temperature sensor with the aim of maintaining maximum comfort.



**INTELLIGENT** This feature allows changing the operation parameters of the unit and extracting operation data.



**LED DISPLAY** The indoor unit displays the information on a digital display panel.



**ECO MODE** A control feature which reduces consumption, offering high energy efficiency thanks to automatic temperature regulation.



**NIGHT MODE** A feature of the indoor unit which reduces the sound level during the night for a more comfortable sleep.



**TURBO MODE** This feature reaches the selected temperature within a very short time.



**MUTE** This feature allows permanently cancelling the indoor unit alarm beeper.



**WEEKLY PROGRAMMER** A control feature which schedules when the unit will turn on/shut off according to the day and time during the week.



**SILENCE MODE** A function of the indoor unit that reduces sound pressure using the lowest speed of the fans.



**STAND BY** The "standby mode" feature allows 80% energy saving with only 1W consumption by the LED display.



**TOUCH SENSITIVE KEYS** The keys of the remote control are touch sensitive.



**INDEPENDENT BLADES** The unit allows the 4 blades of the panel to be managed independently.



**SOUND LEVEL REDUCTION POSSIBILITY** By means of a 20mm sandwich panel we are able to reduce the sound level of medium and high pressure ducted fan coils.



**HIGH PRODUCTION TEMPERATURE** Production of high temperature hot water

## » AIR DISTRIBUTION



**MULTIPLE AIR INLETS** This unit is fitted with four air return inlets: upper inlet, lower inlet, right inlet and left inlet.



**AIR INTAKE** The indoor unit has two possible air intakes: the upper and the rear intake.



**FRESH AIR SUPPLY** "X %" of fresh air directly enters the indoor unit through an orifice.



**AUTOMATIC ADJUSTMENT OF THE BLADES** The unit has the capacity to automatically position the blades at the same angle that they were at when it was shut off the last time.



**AIR OUTLET** The unit has two air outlets: upper and lower.



**AIR OUTLET 360°** The indoor unit is capable of spreading a 360° air flow, thus providing high comfort and reaching all corners of the room.

## » DESIGN



**COMPACT** Advances in design have reduced the size of the indoor and outdoor units without overlooking any technological details.



**MODULAR** Can be combined with other units up to power "x", by connecting the inlet and outlet pipes between units.



**SUPERSLIM** The new Superslim cassette can be fitted into any space.

## » CERTIFICATIONS



**EUROVENT**



**KEYMARK**



**ErP** Unit that complies with the European Parliament and Council of the European Union's Directive which establishes the ecological design requirements applicable to products that use energy.







## RESIDENTIAL PRODUCT RANGE



# Suite

Suite 1x1	32
Casual	34
Prodigy PRO	36
Prodigy PRO LT	38
Onnix 2.0	40
Double Flow Console	42
Portable	44
Multisystem	46
Outdoor units	48
HR Outdoor units	51
Indoor units	52
Combined Systems	54
Compatible controls and accessories	56
References	58




# Suite 1x1

## Residential Product Range



Introducing our 1x1 residential units range. Kaysun endeavors to offer the most complete range suitable for any type of aesthetic and requirement. Contributing to the maximum well-being of the user, at the vanguard of innovation and with a proposal that meets all of the requirements of the market and contains developments that constitute pioneering advances in the sector.

The residential range units comply with the ErP (energy-related products) directive of the EU, offering SCOP values from A to A+++. The brand wishes to consolidate its position in the market by offering products with a seasonal energy efficiency under heat mode that are even higher than 4.6 in SCOP for some of its models. Therefore, we not only observe the current directives on energy efficiency, but future directives as well.




### ECO mode

The system self-regulates based on changes in outdoor temperature and the energy requirements of the installation or home in order to provide the optimum results at all times.

### Dual filter

Dual filtration system thoroughly eliminates harmful substances, providing fresh and clean air for you. The first density pre filter can effectively prevent airborne particles. The second active carbon filter traps dangerous gases and annoying odors.



### Golden Fin

Fin protection is important in all heat exchangers. The Golden Fin technology is more resistant to oxidation and corrosion than ordinary blue fins from traditional condensers. It can effectively prevent bacteria from breeding and spreading and withstand corrosive elements.

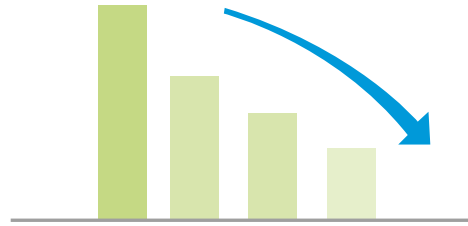






### ⦿ Twin Rotary DC Inverter Compressor

Outdoor units of SUITE range have a Double Rotary DC Inverter Compressor (also known as Twin Rotary). Its design, with high-efficiency and reduced dimensions, reduces vibrations during operation and, consequently, the noise level of the outdoor unit. In addition, it allows greater regulation of capacity and comfort.



### ⦿ Low consumption equipment

Kaysun, in its search for efficiency, comfort and energy savings, only assembles components in its units that have the appropriate characteristics to achieve this goal. The main component is the Double Rotary DC Inverter Compressors to ensure minimum consumption and maximum performance.



### ⦿ WiFi

It is possible to control Kaysun units through tablet or smartphone. Without the need of any additional component and through a simple configuration the units can be remotely managed, with multiple options like a weekly scheduled.

It is also possible to have voice control through Alexa and Google Home App.

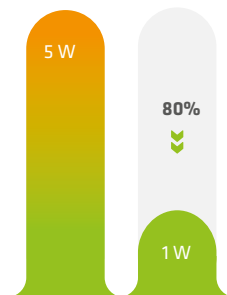


### ⦿ High-efficiency fan blades and air passage

Based on bionic principles, Kaysun's optimized fan blade design can effectively work against airflow resistance and reduce noise. Together with the optimised air passage, it delivers the same airflow volume with 30% less energy consumption.

### ⦿ 1 W is standby in mode

1x1 Kaysun units only consume 1 W/hour in standby mode. This consumption is up to 80% less than any other conventional units. This translates into great energy savings for the end user.



### ⦿ R-32 refrigerant

R-32 is the evolution of traditional R-410A refrigerant, but with a lower global heating coefficient, and therefore, much more ecological. R-32 also achieves greater energy efficiency meaning a better machine performance and energy savings for the user.



### ⦿ IClean

When IClean function is activated in the Kaysun indoor unit, the first step consists of freezing the indoor unit heat exchanger to then heat it, this way the particles that could be deposited there are eliminated. Then the indoor unit fan changes the rotation sense to eliminate the particles that could be in the filter.



# Casual



With a simple and elegant design, the outstanding features of the Kaysun Casual unit makes this model an excellent choice. With all Kaysun advanced technology at an affordable price.

## Characteristics

- A++ energy rating in cooling mode, highlighting its high energy efficiency.
- Advanced Kaysun technology providing climate control at the best price.
- Built-in WiFi with remote control via the NetHOME Plus App and voice control compatibility with Alexa and Google Home.
- Golden Fin™ coating that withstands saline environments, rain, and corrosive elements, enhancing the durability of the equipment.



KID-05.3 S  
Standard

FOR "COMPATIBLE CONTROLS AND ACCESSORIES" SEE PAGE 56





Set model		AKAY-C 26 DR13	AKAY-C 35 DR13	AKAY-C 52 DR12	AKAY-C 71 DR12
<b>&gt; Set</b>					
Cooling capacity rated	kW	2.60	3.50	5.28	7.03
Cooling capacity min. / max.	kW	0.91 / 3.4	1.11 / 3.93	1.81 / 6.16	2.08 / 7.91
Heating capacity rated	kW	3.00	3.80	5.57	7.33
Heating capacity min. / max.	kW	0.82 / 3.37	1.09 / 4.16	1.29 / 6.74	1.61 / 7.91
Heating capacity rated at -7°C	kW	2.03	2.51	4.02	5.98
Cooling input rated	W	800	1320	1550	2600
Cooling input min. / max.	W	100 / 1240	83 / 1600	140 / 2300	420 / 3150
Heating input rated	W	950	1190	1570	2400
Heating input min. / max.	W	120 / 1200	167 / 1400	220 / 2350	300 / 2750
Heating input rated at -7°C	W	971	1069	1661.16	2990
EER		3.25	2.66	3.40	2.71
COP		3.15	3.20	3.55	3.05
COP at -7°C		2.09	2.35	2.42	2.00
SEER		7.0 - A++	6.5 - A++	7.2 - A++	6.1 - A++
SCOP		4.1 - A+	4.1 - A+	4.0 - A+	4.0 - A+
<b>&gt; Indoor unit</b>		<b>KAY-CF 26 DR13</b>	<b>KAY-CF 35 DR13</b>	<b>KAY-CF 52 DR12</b>	<b>KAY-CF 71 DR12</b>
Power supply	V/ph/Hz	with communication	with communication	with communication	with communication
Communication wiring	mm <sup>2</sup>	(4+T)x1.5	(4+T)x1.5	(4+T)x1.5	(4+T)x2.5
Width / Height / Depth	mm	715 / 285 / 194	805 / 285 / 194	957 / 302 / 213	1040 / 327 / 220
Net weight	kg	6.7	7.3	10	12.3
Air flow low / medium / high	m <sup>3</sup> /h	259 / 333 / 435	310 / 430 / 540	540 / 680 / 840	662 / 817 / 980
Sound pressure	dB(A)	21.5 / 25 / 32 / 37	21.5 / 25 / 35.5 / 39.5	26 / 36 / 42.5	36 / 40.5 / 45
Sound power level	dB(A)	50	54	56	60
<b>&gt; Outdoor unit</b>		<b>KAE-C 26 DR13</b>	<b>KAE-C 35 DR13</b>	<b>KAE-C 52 DR11</b>	<b>KAE-C 71 DR11</b>
Power supply	V/ph/Hz	220-240/1/50	220-240/1/50	220-240/1/50	220-240/1/50
Power wiring	mm <sup>2</sup>	(2+T)x1.5	(2+T)x1.5	(2+T)x1.5	(2+T)x2.5
Max. intensity	A	8.18	8.18	10.7	13.3
Circuit breaker		D16	D16	D16	D16
Width / Height / Depth	mm	720 / 495 / 270	720 / 495 / 270	805 / 554 / 330	890 / 673 / 342
Net weight	kg	21	21	32.7	42.9
Air flow	m <sup>3</sup> /h	1750	1750	2100	3500
Sound pressure	dB(A)	55	55	56	59
Sound power level	dB(A)	59	64	64	67
<b>&gt; Refrigerant</b>					
Type refrigerant		R-32	R-32	R-32	R-32
GWP		675	675	675	675
Refrigerant charge	kg	0.47	0.52	1.08	1.42
t CO <sub>2</sub> eq	tCO <sub>2</sub>	0.32	0.35	0.73	0.96
Pre-charge meters	m	5	5	5	5
Supplementary charge	kg/m	0.012	0.012	1.2E-2	2.4E-2
Liquid / Gas pipe diameter	inch	1/4" / 3/8"	1/4" / 3/8"	1/4" / 1/2"	3/8" / 5/8"
Piping total length	m	25	25	30	50
Vertical piping max. length	m	10	10	20	25
<b>&gt; Working range</b>					
Outdoor ambient temperature for heating min. / max.	°C	-15 / 24	-15 / 24	-15 / 24	-15 / 24
Outdoor ambient temperature for cooling min. / max.	°C	-15 / 50	-15 / 50	-15 / 50	-15 / 50

**Cooling and heating capacity. Cooling and heating input. Energy efficiency:** The energy coefficients are calculated under standard conditions. The actual operation conditions depend on the place in which the equipment has been installed and the use made of it.

**Sound pressure:** Measurement of the sound pressure is taken using an anechoic chamber at a distance of 1 m from the machine.

**Supplementary charge:** The initial charge of the machines is valid for the first 5 m (liquid line). A supplementary charge of 0.012 kg/m is required for greater distances per each additional metre.

**NOTE:** Before installing these units, current legislation regarding refrigerant gases must be consulted.



# Prodigy PRO



Prodigy Pro wall unit is the most efficient unit in the Suite range, with a A+++ cooling efficiency in ALL models. The easy installation and maintenance, makes it the definitive split.



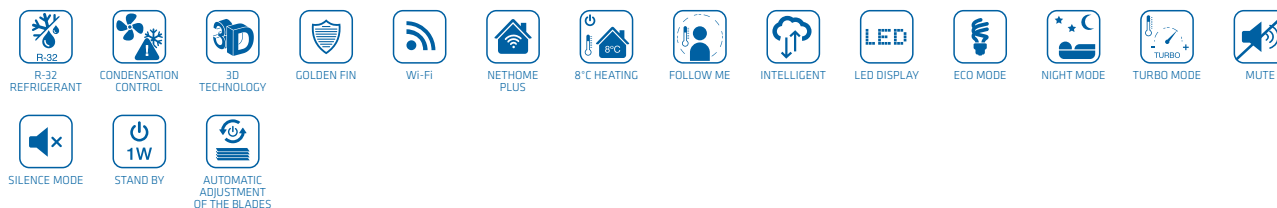
## Characteristics

- A+++ energy rating for significant energy savings.
- Easy installation and maintenance
- Built-in WiFi with remote control via the NetHOME Plus App and voice control compatibility with Alexa and Google Home.
- Golden Fin™ coating that withstands saline environments, rain, and corrosive elements, enhancing the durability of the equipment.
- Control via wired or centralized remote and management through on/off contact using the multifunctional board.



KID-06 S  
Standard





Set model		AKAY-P 26 DR11	AKAY-P 35 DR11	AKAY-P 52 DR11	AKAY-P 71 DR11
<b>&gt; Set</b>					
Cooling capacity rated	kW	2.73	3.52	5.28	7.04
Cooling capacity min. / max.	kW	1.32 / 3.81	1.32 / 3.96	3.75 / 6.13	2.11 / 8.21
Heating capacity rated	kW	3.14	3.96	5.57	7.33
Heating capacity min. / max.	kW	1.32 / 3.96	0.88 / 4.55	2.58 / 6.77	1.55 / 8.21
Heating capacity rated at -7°C	kW	2.71	2.85	4.43	6.71
Cooling input rated	W	619	925	1320	1760
Cooling input min. / max.	W	130 / 1200	130 / 1250	590 / 1780	420 / 3200
Heating input rated	W	681	990	1500	1980
Heating input min. / max.	W	120 / 1400	120 / 1450	940 / 1700	300 / 3100
Heating input rated at -7°C	W	1075	1144	1772	3165
EER		4.5	3.8	4.1	3.95
COP		4.54	3.75	3.71	3.71
COP at -7°C		2.52	2.49	2.5	2.12
SEER		8.5 - A+++	8.5 - A+++	8.5 - A+++	8.5 - A+++
SCOP		4.6 - A++	4.6 - A++	4.3 - A+	4.2 - A+
<b>&gt; Indoor unit</b>		<b>KAY-P 26 DR12</b>	<b>KAY-P 35 DR12</b>	<b>KAY-P 52 DR12</b>	<b>KAY-P 71 DR12</b>
Power supply	V/ph/Hz	with communication	with communication	with communication	with communication
Communication wiring	mm <sup>2</sup>	(4+T)x1.5	(4+T)x1.5	(4+T)x1.5	(4+T)x1.5
Width / Height / Depth	mm	857 / 300 / 231	857 / 300 / 231	1024 / 321 / 246	1197 / 371 / 280
Net weight	kg	10.2	10.2	12.3	20
Air flow low / medium / high	m <sup>3</sup> /h	280 / 360 / 530	290 / 380 / 560	400 / 580 / 685	379 / 724 / 1.092
Sound pressure	dB(A)	20.5 / 21.5 / 32 / 40	21 / 22 / 34 / 41	22 / 23 / 35 / 41	21 / 33 / 40 / 44.5
Sound power level	dB(A)	56	56	59	65
<b>&gt; Outdoor unit</b>		<b>KAE-26 DR9</b>	<b>KAE-35 DR9</b>	<b>KAE-P 52 DR9</b>	<b>KAE-P 71 DR9</b>
Power supply	V/ph/Hz	220-240/1/50	220-240/1/50	220-240/1/50	220-240/1/50
Power wiring	mm <sup>2</sup>	(2+T)x1.5	(2+T)x1.5	(2+T)x1.5	(2+T)x2.5
Max. intensity	A	10.5		13	19
Circuit breaker		D16	D16	D16	D20
Width / Height / Depth	mm	765 / 555 / 303	765 / 555 / 303	890 / 673 / 342	890 / 673 / 342
Net weight	kg	26.4	26.4	38.8	45.6
Air flow	m <sup>3</sup> /h	2150	2200	3500	3500
Sound pressure	dB(A)	55	55	56	58.5
Sound power level	dB(A)	59	61	65	68
<b>&gt; Refrigerant</b>					
Type refrigerant		R-32	R-32	R-32	R-32
GWP		675	675	675	675
Refrigerant charge	kg	0.62	0.62	1.1	1.5
t CO <sub>2</sub> eq	tCO <sub>2</sub>	0.42	0.42	0.74	1.01
Pre-charge meters	m	5	5	5	5
Supplementary charge	kg/m	0.012	0.012	0.012	0.024
Liquid / Gas pipe diameter	inch	1/4" / 3/8"	1/4" / 3/8"	1/4" / 1/2"	3/8" / 5/8"
Piping total length	m	25	25	30	50
Vertical piping max. length	m	10	10	20	25
<b>&gt; Working range</b>					
Outdoor ambient temperature for heating min. / max.	°C	-15 / 24	-15 / 24	-15 / 24	-15 / 24
Outdoor ambient temperature for cooling min. / max.	°C	-15 / 50	-15 / 50	-15 / 50	-15 / 50

**Cooling and heating capacity. Cooling and heating input. Energy efficiency:** The energy coefficients are calculated under standard conditions. The actual operation conditions depend on the place in which the equipment has been installed and the use made of it.

**Sound pressure:** Measurement of the sound pressure is taken using an anechoic chamber at a distance of 1 m from the machine.

**Supplementary charge:** The initial charge of the machines is valid for the first 5 m (liquid line). A supplementary charge of 0.012 kg/m is required for greater distances per each additional metre.

**NOTE:** Before installing these units, current legislation regarding refrigerant gases must be consulted.



# Prodigy PRO LT



Prodigy Pro LT is the ideal unit for cold weather, giving 80% of his nominal capacity with air temperature of  $-20^{\circ}\text{C}$ . And also keeping the characteristics of the Prodigy Pro series.



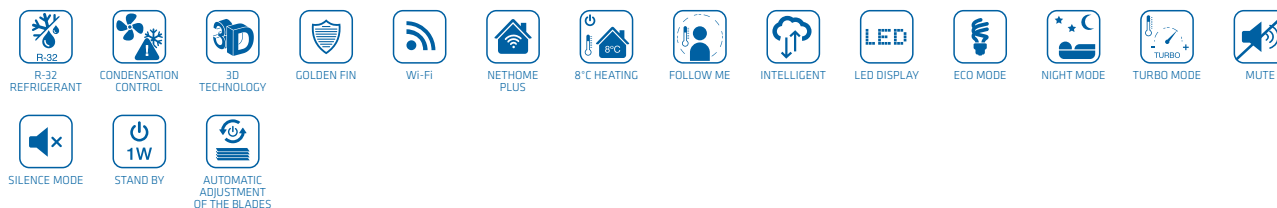
## Characteristics

- A+++ energy rating for significant energy savings.
- Easy installation and maintenance
- Built-in WiFi with remote control via the NetHOME Plus App and voice control compatibility with Alexa and Google Home.
- Extreme temperature ready, performance at  $-30^{\circ}\text{C}$  guaranteed thanks to bigger heat exchanger and additional heating belt
- Golden Fin™ coating that withstands saline environments, rain, and corrosive elements, enhancing the durability of the equipment.
- Control via wired or centralized remote and management through on/off contact using the multifunctional board.



KID-06 S  
Standard





Set model		AKAY-P 26 DR10 LT	AKAY-P 35 DR10 LT
<b>&gt; Set</b>			
Cooling capacity rated	kW	2.73	3.52
Cooling capacity min. / max.	kW	1.32 / 3.81	1.32 / 3.96
Heating capacity rated	kW	3.14	3.96
Heating capacity min. / max.	kW	1.32 / 3.96	0.88 / 4.55
Heating capacity rated at -7°C	kW	3.17	3.18
Cooling input rated	W	619	925
Cooling input min. / max.	W	130 / 1200	130 / 1250
Heating input rated	W	681	990
Heating input min. / max.	W	120 / 1400	120 / 1450
Heating input rated at -7°C	W	1315	1379
EER		4.5	3.8
COP		4.65	3.75
COP at -7°C		2.41	2.30
SEER		8.6 - A+++	8.5 - A+++
SCOP		4.6 - A++	4.6 - A++
<b>&gt; Indoor unit</b>			
		<b>KAY-P 26 DR12</b>	<b>KAY-P 35 DR12</b>
Power supply	V/ph/Hz	with communication	with communication
Communication wiring	mm <sup>2</sup>	(4+T)x1.5	(4+T)x1.5
Width / Height / Depth	mm	857 / 300 / 231	857 / 300 / 231
Net weight	kg	10.2	10.2
Air flow low / medium / high	m <sup>3</sup> /h	280 / 360 / 530	290 / 380 / 560
Sound pressure	dB(A)	20.5 / 21.5 / 32 / 40	21 / 22 / 34 / 41
Sound power level	dB(A)	55	55
<b>&gt; Outdoor unit</b>			
		<b>KAE-P 26 DR9 LT</b>	<b>KAE-P 35 DR9 LT</b>
Power supply	V/ph/Hz	220-240/1/50	220-240/1/50
Power wiring	mm <sup>2</sup>	(2+T)x1.5	(2+T)x1.5
Max. intensity	A	10.5	10.5
Circuit breaker		D16	D16
Width / Height / Depth	mm	765 / 555 / 303	765 / 555 / 303
Net weight	kg	26.4	26.4
Air flow	m <sup>3</sup> /h	2150	2200
Sound pressure	dB(A)	55	55
Sound power level	dB(A)	57	59
<b>&gt; Refrigerant</b>			
Type refrigerant		R-32	R-32
GWP		675	675
Refrigerant charge	kg	0.62	0.62
t CO <sub>2</sub> eq	tCO <sub>2</sub>	0.42	0.42
Pre-charge meters	m	5	5
Supplementary charge	kg/m	0.012	0.012
Liquid / Gas pipe diameter	inch	1/4" / 3/8"	1/4" / 3/8"
Piping total length	m	25	25
Vertical piping max. length	m	10	10
<b>&gt; Working range</b>			
Outdoor ambient temperature for heating min. / max.	°C	-30 / 24	-30 / 24
Outdoor ambient temperature for cooling min. / max.	°C	-15 / 50	-15 / 50

**Cooling and heating capacity. Cooling and heating input. Energy efficiency:** The energy coefficients are calculated under standard conditions. The actual operation conditions depend on the place in which the equipment has been installed and the use made of it.

**Sound pressure:** Measurement of the sound pressure is taken using an anechoic chamber at a distance of 1 m from the machine.

**Supplementary charge:** The initial charge of the machines is valid for the first 5 m (liquid line). A supplementary charge of 0.012 kg/m is required for greater distances per each additional metre.

**NOTE:** Before installing these units, current legislation regarding refrigerant gases must be consulted.



# Onnix 2.0



The Kaysun Onnix 2.0 unit features an elegant mirror-effect design, making it an ideal option for climate control with sophistication.



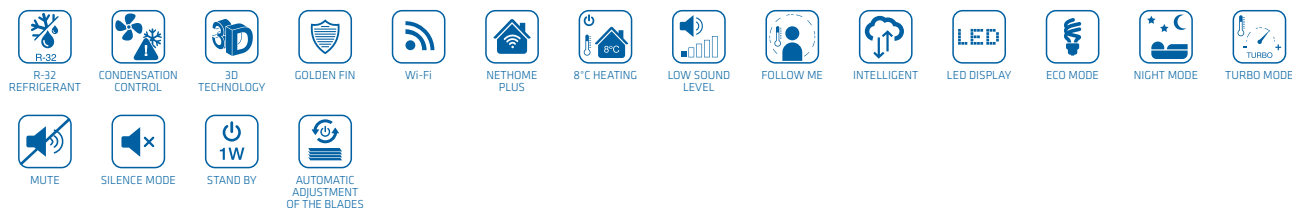
## Characteristics

- A+++ energy rating for significant energy savings.
- Elegant and modern design with a pure glass finish that complements home decor.
- Built-in WiFi with remote control via the NetHOME Plus App and voice control compatibility with Alexa and Google Home.
- Golden Fin™ coating that withstands saline environments, rain, and corrosive elements, enhancing the durability of the equipment.
- 180° coverage ensures uniform air distribution for optimal comfort.



KID-05.4 S  
Standard





Set model		AKAY-D 26 DR11	AKAY-D 35 DR11	AKAY-D 52 DR11
<b>&gt; Set</b>				
Cooling capacity rated	kW	2.64	3.52	5.28
Cooling capacity min. / max.	kW	1.03 / 3.22	1.38 / 4.31	3.39 / 5.9
Heating capacity rated	kW	2.93	3.81	5.57
Heating capacity min. / max.	kW	0.82 / 3.37	1.07 / 4.38	3.1 / 5.85
Heating capacity rated at -7°C	kW	3.11	3.11	5.08
Cooling input rated	W	600	900	1600
Cooling input min. / max.	W	100 / 1260	130 / 1650	140 / 2300
Heating input rated	W	620	950	1680
Heating input min. / max.	W	110 / 1320	120 / 1500	220 / 2350
Heating input rated at -7°C	W	1204	1204	2083
EER		4.12	3.87	3.13
COP		4.2	3.9	3.3
COP at -7°C		2.58	2.58	2.44
SEER		8.8 - A+++	8.5 - A+++	6.3 - A++
SCOP		4.6 - A++	4.6 - A++	4.1 - A+
<b>&gt; Indoor unit</b>				
		<b>KAY-D 26 DR11</b>	<b>KAY-D 35 DR11</b>	<b>KAY-D 52 DR11</b>
Power supply	V/ph/Hz	with communication	with communication	with communication
Communication wiring	mm <sup>2</sup>	(4+T)x1.5	(4+T)x1.5	(4+T)x1.5
Width / Height / Depth	mm	920 / 321 / 211	920 / 321 / 211	920 / 321 / 211
Net weight	kg	11.3	11.3	11.3
Air flow low / medium / high	m <sup>3</sup> /h	425 / 515 / 700	425 / 515 / 700	430 / 530 / 750
Sound pressure	dB(A)	21.5 / 32.5/ 40	21.5 / 32.5/ 40	33.5 / 36.5/ 41.5
Sound power level	dB(A)	53	53	54
<b>&gt; Outdoor unit</b>				
		<b>KAE-S 26 DR9</b>	<b>KAE-S 35 DR9</b>	<b>KAE-S 52 DR9</b>
Power supply	V/ph/Hz	220-240/1/50	220-240/1/50	220-240/1/50
Power wiring	mm <sup>2</sup>	(2+T)x1.5	(2+T)x1.5	(2+T)x1.5
Max. intensity	A	6.75	6.75	13
Circuit breaker		D16	D16	D16
Width / Height / Depth	mm	765 / 555 / 303	765 / 555 / 303	805 / 554 / 330
Net weight	kg	26.4	26.4	33.5
Air flow	m <sup>3</sup> /h	2200	2200	2100
Sound pressure	dB(A)	53.5	53.5	54.5
Sound power level	dB(A)	58	62	63
<b>&gt; Refrigerant</b>				
Type refrigerant		R-32	R-32	R-32
GWP		675	675	675
Refrigerant charge	kg	0.7	0.7	1.10
t CO <sub>2</sub> eq	tCO <sub>2</sub>	0.47	0.47	0.74
Pre-charge meters	m	5	5	5
Supplementary charge	kg/m	0.012	0.012	0.012
Liquid / Gas pipe diameter	inch	1/4" / 3/8"	1/4" / 3/8"	1/4" / 1/2"
Piping total length	m	25	25	30
Vertical piping max. length	m	10	10	20
<b>&gt; Working range</b>				
Outdoor ambient temperature for heating min. / max.	°C	-15 / 24	-15 / 24	-15 / 24
Outdoor ambient temperature for cooling min. / max.	°C	-15 / 50	-15 / 50	-15 / 50

**Cooling and heating capacity. Cooling and heating input. Energy efficiency:** The energy coefficients are calculated under standard conditions. The actual operation conditions depend on the place in which the equipment has been installed and the use made of it.

**Sound pressure:** Measurement of the sound pressure is taken using an anechoic chamber at a distance of 1 m from the machine.

**Supplementary charge:** The initial charge of the machines is valid for the first 5 m (liquid line). A supplementary charge of 0.012 kg/m is required for greater distances per each additional metre.

**NOTE:** Before installing these units, current legislation regarding refrigerant gases must be consulted.



# Double Flow Console



With its elegant design and compact dimensions, the dual-flow console fits seamlessly into any space. It is easy to install and offers dual air outlet options.

## Characteristics

- Energy rating A++ in cooling mode, ensuring high efficiency.
- Ideal for heating, it provides uniform and comfortable warmth thanks to its two hot air outlets.
- Built-in WiFi with remote control via the NetHOME Plus App and voice control compatibility with Alexa and Google Home.
- Golden Fin™ coating that withstands saline environments, rain, and corrosive elements, enhancing the durability of the equipment.
- Control via wired or centralized remote and management through on/off contact using the multifunctional board.



KID-05 S  
Standard

FOR "COMPATIBLE CONTROLS AND ACCESSORIES" SEE PAGE 56





Set model		KSDA-26 DVR14-2	KSDA-35 DVR14-2	KSDA-52 DVR14-2
<b>&gt; Set</b>				
Cooling capacity rated	kW	2.6	3.52	4.98
Cooling capacity min. / max.	kW	0.35 / 3.07	0.76 / 4.25	2.64 / 5.57
Heating capacity rated	kW	3.07	3.81	5.28
Heating capacity min. / max.	kW	0.90 / 3.51	0.45 / 4.69	2.20 / 6.3
Heating capacity rated at -7°C	kW	2.55	3.07	4.78
Cooling input rated	W	800	1000	1500
Cooling input min. / max.	W	145 / 1100	170 / 1350	650 / 1950
Heating input rated	W	1000	980	1420
Heating input min. / max.	W	300 / 1300	150 / 1300	600 / 1900
Heating input rated at -7°C	W	1020	1400	1840
EER		3.94	3.7	3.25
COP		4.15	4.0	3.5
COP at -7°C		2.56	2.19	2.56
SEER		6.3 - A++	7.3 - A++	6.7 - A++
SCOP		4.1 - A+	4.0 - A+	4.0 - A+
<b>&gt; Indoor unit</b>				
		<b>KSD-26 DR14-2</b>	<b>KSD-35 DR14-2</b>	<b>KSD-52 DR14-2</b>
Power supply	V/ph/Hz	with communication	with communication	with communication
Communication wiring	mm <sup>2</sup>	(4+T)x1.5	(4+T)x1.5	(4+T)x1.5
Width / Height / Depth	mm	794 / 621 / 200	794 / 621 / 200	794 / 621 / 200
Net weight	kg	14.9	14.9	14.9
Air flow low / medium / high	m <sup>3</sup> /h	490 / 580 / 650	490 / 580 / 650	600 / 690 / 780
Sound pressure	dB(A)	27 / 34 / 37	27 / 34 / 37	32 / 38 / 41
Sound power level	dB(A)	54	54	55
<b>&gt; Outdoor unit</b>				
		<b>KUE-26 DVR14</b>	<b>KUE-35 DVR13</b>	<b>KUE-52 DVR13</b>
Power supply	V/ph/Hz	220-240/1/50	220-240/1/50	220-240/1/50
Power wiring	mm <sup>2</sup>	(2+T)x1.5	(2+T)x1.5	(2+T)x1.5
Max. intensity	A	10.7	10.7	13
Circuit breaker		D16	D16	D16
Width / Height / Depth	mm	765 / 555 / 303	765 / 555 / 303	805 / 554 / 330
Net weight	kg	24.6	26.6	32.5
Air flow	m <sup>3</sup> /h	2000	2200	2100
Sound pressure	dB(A)	54	54	55
Sound power level	dB(A)	61	62	63
<b>&gt; Refrigerant</b>				
Type refrigerant		R-32	R-32	R-32
GWP		675	675	675
Refrigerant charge	kg	0.65	0.72	1.15
t CO <sub>2</sub> eq	tCO <sub>2</sub>	0.44	0.49	0.78
Pre-charge meters	m	5	5	5
Supplementary charge	kg/m	0.012	0.012	0.012
Liquid / Gas pipe diameter	inch	1/4" / 3/8"	1/4" / 3/8"	1/4" / 1/2"
Piping total length	m	25	25	30
Vertical piping max. length	m	10	10	20
<b>&gt; Working range</b>				
Outdoor ambient temperature for heating min. / max.	°C	-15 / 24	-15 / 24	-15 / 24
Outdoor ambient temperature for cooling min. / max.	°C	-15 / 50	-15 / 50	-15 / 50

Provisional data

Cooling and heating capacity, Cooling and heating input, Energy efficiency: Data for standard conditions. The actual operation conditions depend on the place in which the equipment has been installed and the use made of it.

**Sound pressure:** Measurement of the sound pressure is taken using a semi-anechoic chamber at a distance of 1 m from the machine.

**Power wiring:** The power wiring is up to 10 m approximately. It must be calculated more precisely for each installation.

**Supplementary charge:** The initial factory charge of the machines is valid for the first 5 m (liquid line). For greater distances, a supplementary charge is required, in accordance with the formula  $0.012 \text{ kg/m} \times (L-5)$  in the liquid line is 1/4". For greater diameters, use  $0.024 \text{ kg/m} \times (L-5)$ .

**Compatible controllers:** The units can integrate one of the controllers from the table or the one recommended by Kaysun. For further information regarding compatibility, see the chapter on Controllers.

**NOTE:** Before installing these units, current legislation regarding refrigerant gases must be consulted.



# Portable



Thanks to its mobility and ease of transport, the Kaysun portable air conditioning unit guarantees comfort anywhere in the home. Units do not require installation; available in cooling mode only. A climate control option without any installation.

## Characteristics

- Portable air conditioning units that require no installation.
- Mobility and ease of transport ensure comfort in any part of the house.
- Window kit included, featuring a quick-connect system adaptable to various window sizes.
- Dual filter system that eliminates bacteria, viruses, allergens, dust, and unpleasant odors.
- 24-hour timer to schedule the unit's on and off times throughout the day.



KID-03  
Standard

FOR "COMPATIBLE CONTROLS AND ACCESSORIES" SEE PAGE 56

Model		KP-35 CP11
Cooling capacity rated	kW	3.5
Cooling input rated	W	1350
EER		2.6 - A
Power supply	V/ph/Hz	220-240/1/50
Width / Height / Depth	mm	467 / 765 / 397
Net weight	kg	32.5
Air flow low / medium / high	m³/h	355 / 370 / 420
Sound pressure	dB(A)	50.4 / 50.8 / 52
Sound power level	dB(A)	63
Type refrigerant		R-290

**Cooling and heating capacity. Cooling and heating input. Energy efficiency:** The energy coefficients are calculated under standard conditions. The actual operation conditions depend on the place in which the equipment has been installed and the use made of it.

**Sound pressure:** Measurement of the sound pressure is taken using an anechoic chamber at a distance of 1 m from the machine.





# Multi Hybrid HR

Flexible and versatile range that allows multiple combinations with different types of indoor units.

Energy savings

Installation space saving

Versatility of indoor units

Smart control

Heat Recovery

Optimal comfort



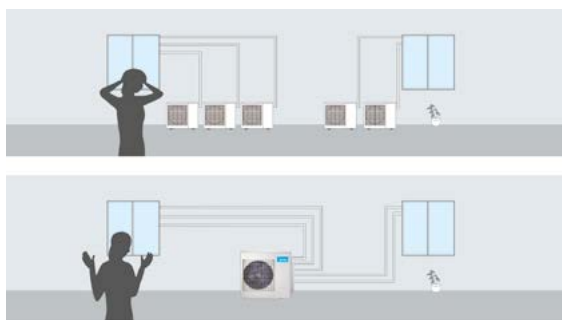


# Multisystem

## Suite Multisystem



The Kaysun Multisystem range is designed to provide comfort and technology to every space. This is a flexible and versatile range that allows multiple combinations with different types of indoor units. All outdoor units are fitted with a DC Inverter compressor and fan, while all indoor units also have a DC Inverter fan. These units are the perfect solution for small spaces in which a larger scale installation is not possible.



### Installation space saving


The Multisystem units are designed to save outdoor space, as up to 5 indoor units can be connected to a single outdoor unit.

### Versatility of indoor units

Apart from the wall-mounted units, within the Kaysun Multisystem range there are also cassette units, ducts, and an Air-To-Water hydraulic kit.



### Dual filter



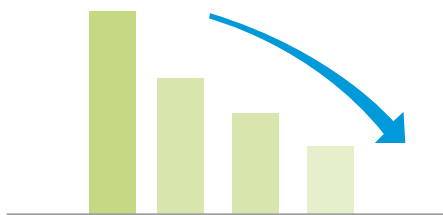
Dual filtration system thoroughly eliminates harmful substances, providing fresh and clean air for you. The first density pre filter can effectively prevent airborne particles. The second active carbon filter traps dangerous gases and annoying odors.

### Golden Fin



Fin protection is important in all heat exchangers. The Golden Fin technology is more resistant to oxidation and corrosion than ordinary blue fins from traditional condensers. It can effectively prevent bacteria from breeding and spreading and withstand corrosive elements.





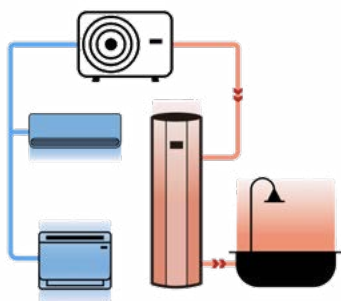
### Low-power equipment

Through seeking efficiency, comfort and energy savings for the user, Kaysun only uses components in its units that meet the appropriate characteristics in order to achieve this aim. The main components are the Twin DC Rotary Inverter Compressors and the DC fans to ensure minimum consumption and maximum performance.



### DC fans

All fan motors in the Kaysun Suite units are direct current. These fans feature low power consumption, excellent efficiency and high performance, accompanied by the ideal fan running speed.



### Multi Hybrid HR

The newest multisystem unit brought by Kaysun, allows you to integrate a DHW tank on one of the available connections. There are 2 dedicated outdoor units of 5,2 and 8kW and 2 tank sizes of 100 and 190 liters.



### Twin DC Rotary Inverter Compressor

The outdoor units in the Kaysun domestic range feature a Twin DC Rotary Inverter compressor. Thanks to its design, this type of high-efficiency, compact compressor reduces operating vibration and, as a consequence, the sound level of the outdoor unit. In addition, it allows greater regulation of capacity and comfort. This technology is also known as Twin Rotary.



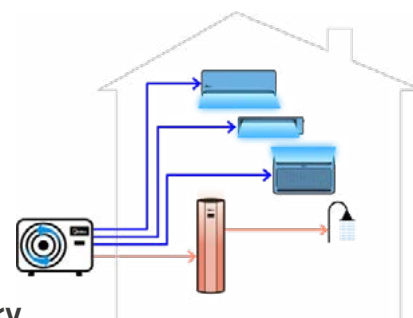
### WiFi

It is possible to control Kaysun units through tablet or smartphone. Without the need of any additional component and through a simple configuration the units can be remotely managed, with multiple options like a weekly scheduled.

It is also possible to have voice control through Alexa and Google Home App.

### R-32 Refrigerant

The Multisystem domestic range is available with R-32 refrigerant. The main characteristics of R-32 are that its atmospheric warming potential of 675 (less than that for R-410A) is more economical and is 2-9% more efficient with a lower charging volume.



### Heat Recovery

The heat recovery technology sends the heat wasted when working in cooling mode to the DHW tank. This allows the simultaneous production of cooling and DHW, furthermore we can consider this energy used for the DHW production as free of cost.



# Outdoor units



Model		KAM2-42 DR8	KAM2-52 DR8	KAM3-52 DR8
<b>&gt; Set</b>				
Cooling capacity rated	kW	4.10	5.28	5.28
Heating capacity rated	kW	4.39	5.57	5.57
Heating capacity rated at -7°C	kW	3.5	3.62	3.7
Cooling input rated	W	1270	1630	1450
Heating input rated	W	1200	1500	1380
Heating input rated at -7°C	W	1620	1490	1455
COP at -7°C		3.19	3.2	2.6
SEER		6.8 - A++	6.6 - A++	6.8 - A++
Communication wiring	mm <sup>2</sup>	(3+T)x2.5	(3+T)x2.5	(3+T)x2.5
No. indoor units		2	2	3
Power supply	V/ph/Hz	220-240/1/50	220-240/1/50	220-240/1/50
Power wiring	mm <sup>2</sup>	(2+T)x2.5	(2+T)x2.5	(2+T)x4
Width / Height / Depth	mm	805 / 554 / 330	805 / 554 / 330	805 / 554 / 330
Net weight	kg	31.6	35.5	36.2
Air flow	m <sup>3</sup> /h	2200	2200	2100
Sound pressure	dB(A)	57	56	57
Sound power level	dB(A)	66	63	64
<b>&gt; Refrigerant</b>				
Type refrigerant		R-32	R-32	R-32
GWP		675	675	675
Refrigerant charge	kg	0.9	1.25	1.5
t CO <sub>2</sub> eq	tCO <sub>2</sub>	0.61	0.84	1.01
Liquid / Gas pipe diameter	inch	2x 1/4" / 2x 3/8"	2x 1/4" / 2x 3/8"	3x 1/4" / 3x 3/8"
Piping total length	m	40	40	60
Vertical piping max. length	m	15	15	15
<b>&gt; Working range</b>				
Outdoor ambient temperature for heating min. / max.	°C	-15 / 24	-15 / 24	-15 / 24
Outdoor ambient temperature for cooling min. / max.	°C	-15 / 50	-15 / 50	-15 / 50

**Cooling and heating capacity. Cooling and heating input. Energy efficiency:** The energy coefficients are calculated under standard conditions. The actual operation conditions depend on the place in which the equipment has been installed and the use made of it.

**Sound pressure:** Measurement of the sound pressure is taken using an anechoic chamber at a distance of 1 m from the machine.

**Power wiring:** The power wiring is up to 10 m approximately. It must be calculated more precisely for each installation.

**Supplementary charge:** The initial charging of the outdoor machines is valid for the first 7.5 m (liquid line). A supplementary charge of 0.012 kg/m is required for greater distances per each additional metre.

**NOTE:** Before installing these units, current legislation regarding refrigerant gases must be consulted.

**(\*):** Check availability. Models available from summer 2022, with the end of stock of the current models.





Model		KAM3-62 DR8	KAM3-78 DR8	KAM4-80 DR7
<b>&gt; Set</b>				
Cooling capacity rated	kW	6.15	7.91	8.20
Heating capacity rated	kW	6.59	8.21	8.79
Heating capacity rated at -7°C	kW	4.13	6.52	5.81
Cooling input rated	W	1900	2450	2261
Heating input rated	W	1770	2200	2160
Heating input rated at -7°C	W	1750	3080	1875
COP at -7°C		3.1	3.13	3.1
SEER		6.5 - A++	6.7 - A++	7.2 - A++
Communication wiring	mm <sup>2</sup>	(3+T)x2.5	(3+T)x2.5	(3+T)x2.5
No. indoor units		3	3	4
Power supply	V/ph/Hz	220-240/1/50	220-240/1/50	220-240/1/50
Power wiring	mm <sup>2</sup>	(2+T)x4	(2+T)x4	(2+T)x4
Width / Height / Depth	mm	890 / 673 / 342	890 / 673 / 342	946 / 810 / 410
Net weight	kg	46.8	53	64.3
Air flow	m <sup>3</sup> /h	3000	2700	4000
Sound pressure	dB(A)	57.5	54	61
Sound power level	dB(A)	66	67	69
<b>&gt; Refrigerant</b>				
Type refrigerant		R-32	R-32	R-32
GWP		675	675	675
Refrigerant charge	kg	1.4	1.72	1.8
t CO <sub>2</sub> eq	tCO <sub>2</sub>	0.95	1.16	1.22
Liquid / Gas pipe diameter	inch	3x 1/4" / 3x 3/8"	3x 1/4" / 3x 3/8"	4x 1/4" / 3x 3/8" + 1x 1/2"
Piping total length	m	60	60	80
Vertical piping max. length	m	15	15	15
<b>&gt; Working range</b>				
Outdoor ambient temperature for heating min. / max.	°C	-15 / 24	-15 / 24	-15 / 24
Outdoor ambient temperature for cooling min. / max.	°C	-15 / 50	-15 / 50	-15 / 50

**Cooling and heating capacity. Cooling and heating input. Energy efficiency:** The energy coefficients are calculated under standard conditions. The actual operation conditions depend on the place in which the equipment has been installed and the use made of it.

**Sound pressure:** Measurement of the sound pressure is taken using an anechoic chamber at a distance of 1 m from the machine.

**Power wiring:** The power wiring is up to 10 m approximately. It must be calculated more precisely for each installation.

**Supplementary charge:** The initial charging of the outdoor machines is valid for the first 7.5 m (liquid line). A supplementary charge of 0.012 kg/m is required for greater distances per each additional metre.

**NOTE:** Before installing these units, current legislation regarding refrigerant gases must be consulted.

(\*) Check availability. Models available from summer 2022, with the end of stock of the current models.



# Outdoor units



Model		KAM4-105 DR7	KAM5-120 DR8
<b>&gt; Set</b>			
Cooling capacity rated	kW	10.55	12.31
Heating capacity rated	kW	11.14	12.6
Heating capacity rated at -7°C	kW	7.33	8.54
Cooling input rated	W	3265	3800
Heating input rated	W	2840	3300
Heating input rated at -7°C	W	4010	4077
COP at -7°C		3.11	2.1
SEER		6.5 - A++	6.5 - A++
Communication wiring	mm <sup>2</sup>	(3+T)x2.5	(3+T)x2.5
No. indoor units		4	5
Power supply	V/ph/Hz	220-240/1/50	220-240/1/50
Power wiring	mm <sup>2</sup>	(2+T)x6	(2+T)x6
Width / Height / Depth	mm	946 / 810 / 410	946 / 810 / 410
Net weight	kg	68.8	74.10
Air flow	m <sup>3</sup> /h	4000	3850
Sound pressure	dB(A)	63	61.5
Sound power level	dB(A)	68	70
<b>&gt; Refrigerant</b>			
Type refrigerant		R-32	R-32
GWP		675	675
Refrigerant charge	kg	2.1	2.9
t CO <sub>2</sub> eq	tCO <sub>2</sub>	1.42	1.96
Liquid / Gas pipe diameter	inch	4x 1/4" / 3x 3/8" + 1x 1/2"	5x 1/4" / 4x 3/8" + 1x 1/2"
Piping total length	m	80	80
Vertical piping max. length	m	15	15
<b>&gt; Working range</b>			
Outdoor ambient temperature for heating min. / max.	°C	-15 / 24	-15 / 24
Outdoor ambient temperature for cooling min. / max.	°C	-15 / 50	-15 / 50

**Cooling and heating capacity. Cooling and heating input. Energy efficiency:** The energy coefficients are calculated under standard conditions. The actual operation conditions depend on the place in which the equipment has been installed and the use made of it.

**Sound pressure:** Measurement of the sound pressure is taken using an anechoic chamber at a distance of 1 m from the machine.

**Power wiring:** The power wiring is up to 10 m approximately. It must be calculated more precisely for each installation.

**Supplementary charge:** The initial charging of the outdoor machines is valid for the first 7.5 m (liquid line). A supplementary charge of 0.012 kg/m is required for greater distances per each additional metre.

**NOTE:** Before installing these units, current legislation regarding refrigerant gases must be consulted.

**(\*):** Check availability. Models available from summer 2022, with the end of stock of the current models.



# HR Outdoor units



Model		KAM3HR-52 DR8	KAM4HR-80 DR8
<b>&gt; Set</b>			
Cooling capacity rated	kW	5.3	8.20
Heating capacity rated	kW	5.31	8.79
Heating capacity rated at -7°C	kW	-	5.81
Cooling input rated	W	1.40	2500
Heating input rated	W	1.28	2400
Heating input rated at -7°C	W	-	1875
COP at -7°C		-	3.1
SEER		7.20 - A++	6.5 - A++
Communication wiring	mm <sup>2</sup>	(3+T)x2.5	(3+T)x2.5
No. indoor units		3	4
Power supply	V/ph/Hz	220-240/1/50	220-240/1/50
Power wiring	mm <sup>2</sup>	(2+T)x4	(2+T)x4
Width / Height / Depth	mm	890 / 673 / 342	946 / 810 / 410
Net weight	kg	46.6	62.1
Air flow	m <sup>3</sup> /h	3000	4000
Sound pressure	dB(A)	52	61
Sound power level	dB(A)	58	69
<b>&gt; Refrigerant</b>			
Type refrigerant		R-32	R-32
GWP		675	675
Refrigerant charge	kg	1.5	2.1
t CO <sub>2</sub> eq	tCO <sub>2</sub>	1.01	1.22
Pre-charge meters	m	20	30
Liquid / Gas pipe diameter	inch	3x 1/4" / 3x 3/8"	4x 1/4" / 3x 3/8" + 1x 1/2"
Piping total length	m	60	80
Vertical piping max. length	m	15	15
<b>&gt; Working range</b>			
Outdoor ambient temperature for heating min. / max.	°C	-15 / 24	-15 / 24
Outdoor ambient temperature for cooling min. / max.	°C	-15 / 50	-15 / 50

**Cooling and heating capacity. Cooling and heating input. Energy efficiency:** The energy coefficients are calculated under standard conditions. The actual operation conditions depend on the place in which the equipment has been installed and the use made of it.

**Sound pressure:** Measurement of the sound pressure is taken using an anechoic chamber at a distance of 1 m from the machine.

**Power wiring:** The power wiring is up to 10 m approximately. It must be calculated more precisely for each installation.

**Supplementary charge:** The initial charging of the outdoor machines is valid for the first 7.5 m (liquid line). A supplementary charge of 0.012 kg/m is required for greater distances per each additional metre.

**NOTE:** Before installing these units, current legislation regarding refrigerant gases must be consulted.

(\*) Check availability. Models available from summer 2022, with the end of stock of the current models.



# Indoor units

## Casual

KID-05.3 S  
Standard



Model		KAY-CF 20 DR12	KAY-CF 26 DR13	KAY-CF 35 DR13	KAY-CF 52 DR12	KAY-CF 71 DR12
Cooling capacity rated	kW	2.05	2.63	3.52	5.28	7.03
Heating capacity rated	kW	2.64	2.93	3.81	5.57	7.33
Communication wiring	mm <sup>2</sup>	(3+T)x2.5	(3+T)x2.5	(3+T)x2.5	(3+T)x2.5	(3+T)x2.5
Width / Height / Depth	mm	805 / 285 / 194	715 / 285 / 194	805 / 285 / 194	957 / 302 / 213	1040 / 327 / 220
Net weight	kg	7.0	7.0	7.6	10	12.3
Air flow low / medium / high	m <sup>3</sup> /h	259 / 333 / 439	259 / 333 / 439	325 / 430 / 540	540 / 680 / 840	662 / 817 / 980
Sound pressure	dB(A)	25.0 / 31.0 / 38.0	25.0 / 31.0 / 38.0	25 / 34.5 / 40.5	26 / 36 / 42.5	36 / 40.5 / 45
Sound power level	dB(A)	50	50	55	56	59
Liquid / Gas pipe diameter	inch	1/4" / 3/8"	1/4" / 3/8"	1/4" / 3/8"	1/4" / 1/2"	3/8" / 5/8"

## Prodigy Pro

KID-06 S  
Standard



Model		KAY-P 26 DR12	KAY-P 35 DR12	KAY-P 52 DR12	KAY-P 71 DR12
Cooling capacity rated	kW	2.72	3.52	5.28	7.03
Heating capacity rated	kW	3.13	3.96	5.57	7.33
Communication wiring	mm <sup>2</sup>	(3+T)x2.5	(3+T)x2.5	(3+T)x2.5	(3+T)x2.5
Width / Height / Depth	mm	857 / 300 / 231	857 / 300 / 231	1024 / 321 / 246	1197 / 371 / 280
Net weight	kg	10.2	10.2	12.3	20
Air flow low / medium / high	m <sup>3</sup> /h	280 / 360 / 530	290 / 380 / 560	400 / 580 / 685	379 / 724 / 1092
Sound pressure	dB(A)	20.5 / 21.5 / 32 / 40	21 / 22 / 34 / 41	22 / 23 / 35 / 41	21 / 33 / 40 / 44.5
Sound power level	dB(A)	55	55	59	65
Liquid / Gas pipe diameter	inch	1/4" / 3/8"	1/4" / 3/8"	1/4" / 1/2"	3/8" / 5/8"

See compatibility of controllers in the range 1x1

## Onnix 2.0

KID-05.4 S  
Standard



Model		KAY-D 26 DR11	KAY-D 35 DR11	KAY-D 52 DR11
Cooling capacity rated	kW	2.63	3.52	5.28
Heating capacity rated	kW	2.93	3.81	5.57
Communication wiring	mm <sup>2</sup>	(3+T)x2.5	(3+T)x2.5	(3+T)x2.5
Width / Height / Depth	mm	921 / 321 / 211	921 / 321 / 211	921 / 321 / 211
Net weight	kg	11.3	11.3	11.3
Air flow low / medium / high	m <sup>3</sup> /h	425 / 515 / 700	425 / 515 / 700	430 / 530 / 750
Sound pressure	dB(A)	21.5 / 32.5 / 40	21.5 / 32.5 / 40	33.5 / 36.5 / 41
Sound power level	dB(A)	53	53	54
Liquid / Gas pipe diameter	inch	1/4" / 3/8"	1/4" / 3/8"	1/4" / 1/2"

See compatibility of controllers in the range 1x1

## Double Flow Console

KID-06 S  
Standard



Model		KSD-26 DR14-2	KSD-35 DR14-2	KSD-52 DR14-2
Cooling capacity rated	kW	2.6	3.52	5
Heating capacity rated	kW	2.9	3.81	5.28
Communication wiring	mm <sup>2</sup>	(3+T)x2.5	(3+T)x2.5	(3+T)x2.5
Width / Height / Depth	mm	794 / 621 / 200	794 / 621 / 200	794 / 621 / 200
Net weight	kg	14.9	14.9	14.9
Air flow low / medium / high	m <sup>3</sup> /h	400 / 510 / 600	490 / 580 / 650	600 / 690 / 780
Sound pressure	dB(A)	27 / 34 / 36	27 / 34 / 37	32 / 38 / 41
Sound power level	dB(A)	50	54	55
Liquid / Gas pipe diameter	inch	1/4" / 3/8"	1/4" / 3/8"	1/4" / 1/2"

See compatibility of controllers in the range 1x1



KID-06 S  
Standard

## Cassettes 600x600 & 840x840

Model		KCI-20 DMR15	KCI-26 DR15	KCI-35 DR15	KCI-52 DR15	KCI5-71 DR14
Cooling capacity rated	kW	2.05	2.63	3.52	5.28	7.03
Heating capacity rated	kW	2.64	2.93	3.81	5.57	7.62
Communication wiring	mm <sup>2</sup>	(3+T)x2.5	(3+T)x2.5	(3+T)x2.5	(3+T)x2.5	(3+T)x2.5
Width / Height / Depth	mm	570 / 245 / 570	570 / 245 / 570	570 / 245 / 570	570 / 245 / 570	830 / 205 / 830
Net weight	kg	16.1	16.1	16.1	16.2	21.6
Air flow low / medium / high	m <sup>3</sup> /h	330 / 520 / 620	330 / 520 / 620	330 / 520 / 620	300 / 540 / 660	1000 / 1140 / 1300
Sound pressure	dB(A)	31.5 / 38.5 / 42	31.5 / 38.5 / 42	31.5 / 38.5 / 42	31.5 / 41 / 44	39.5 / 42.5 / 45.5
Sound power level	dB(A)	55	55	55	59	57
Panel; Model		KPA-03B 600x600	KPA-03B 600x600	KPA-03B 600x600	KPA-03B 600x600	LCAC KPA4-04B 840x840
Panel; Width / Height / Depth	mm	620 / 50 / 620	620 / 50 / 620	620 / 50 / 620	620 / 50 / 620	950 / 55 / 950
Panel; Net weight	kg	2.5	2.5	2.7	2.7	6
Liquid / Gas pipe diameter	inch	1/4" / 3/8"	1/4" / 3/8"	1/4" / 3/8"	1/4" / 1/2"	3/8" / 5/8"

KCT-04.1 SPSWF  
Standard

## Ducts

Model		KPD-20 DR15	KPD-26 DR15	KPD-35 DR15	KPD-52 DR15	KPD-71 DR15
Cooling capacity rated	kW	2.05	2.64	3.52	5.28	7.09
Heating capacity rated	kW	2.64	2.93	3.81	6.01	8.00
Communication wiring	mm <sup>2</sup>	(3+T)x2.5	(3+T)x2.5	(3+T)x2.5	(3+T)x2.5	(3+T)x2.5
Width / Height / Depth	mm	700 / 200 / 506	700 / 200 / 506	700 / 200 / 506	700 / 245 / 750	1000 / 245 / 750
Net weight	kg	16.6	16.6	16.6	24.4	31.8
Air flow low / medium / high	m <sup>3</sup> /h	450 / 540 / 620	450 / 540 / 620	470 / 570 / 660	650 / 780 / 900	700 / 1000 / 1200
Sound pressure	dB(A)	31 / 33 / 35	31 / 33 / 35	31 / 33 / 35	31 / 34 / 36.5	31 / 32.5 / 33.5
Sound power level	dB(A)	52	52	52	53	56
Max. pressure available	Pa	80	80	80	160	160
Air inlet width/height	mm	599/186	599/186	599/186	892/212	1092/212
Air outlet width/height	mm	537/152	537/152	537/152	827/178	1027/178
Liquid / Gas pipe diameter	inch	1/4" / 3/8"	1/4" / 3/8"	1/4" / 3/8"	1/4" / 1/2"	3/8" / 5/8"

## Multi Hybrid HR

Compatible with outdoor unit  
KAM4HR-80 DR8

Model		KTHR-100	KTHR-190
Average climate in DHW. SCOP,ACS / Load profile		2.65 / L	2.94 / L
Average climate in DHW. Standby power	W	50	50
Average climate in DHW. Keymark certification. Heating time	h/min	1h 55min	1h 58min
Average climate in DHW. Reference hot water temperature	°C	55	52.5
Average climate in DHW. Volume of hot water at 40°C	l	108	240
Tank capacity	l	100	190
Communication wiring	mm <sup>2</sup>	(3+T)x2.5	(3+T)x2.5
Width / Height / Depth	mm	500 / 1060 / 500	504 / 1660 / 574
Net weight	kg	45.5	70
Sound power level	dB(A)	22	22
Liquid / Gas pipe diameter	inch	1/4 / 3/8	1/4" / 3/8"



For additional data check Aquatix chapter



# Combined Systems



Outdoor model	Number of units	Combinations					
KAM2-42 DR8	One unit	2.6	3.5				
	Two units	2.0 + 2.0	2.0 + 2.6	2.0 + 3.5	2.6 + 2.6		
KAM2-52 DR8	One unit	3.5	5.2				
	Two units	2.0 + 2.0	2.0 + 2.6	2.0 + 3.5	2.0 + 5.2	2.6 + 2.6	2.6 + 3.5
KAM3-52 DR8	One unit	3.5	5.2				
	Two units	2.0 + 2.0	2.0 + 2.6	2.0 + 3.5	2.0 + 5.2	2.6 + 2.6	2.6 + 3.5
	Three units	2.0 + 2.0 + 2.0	2.0 + 2.0 + 2.6	2.0 + 2.0 + 3.5	2.0 + 2.6 + 2.6	2.6 + 2.6 + 2.6	
KAM3-62 DR8	One unit	3.5	5.2	7.1			
	Two units	2.0 + 2.0	2.0 + 2.6	2.0 + 3.5	2.0 + 5.2	2.6 + 2.6	2.6 + 3.5
	Three units	2.0 + 2.0 + 2.0	2.0 + 2.0 + 2.6	2.0 + 2.0 + 3.5	2.0 + 2.6 + 2.6	2.0 + 2.6 + 3.5	2.6 + 2.6 + 2.6
KAM3-78 DR8	One unit	5.2	7.1				
	Two units	2.0 + 2.0	2.0 + 2.6	2.0 + 3.5	2.0 + 5.2	2.6 + 2.6	2.6 + 3.5
	Three units	2.0 + 2.0 + 2.0	2.0 + 2.0 + 2.6	2.0 + 2.0 + 3.5	2.0 + 2.0 + 5.2	2.0 + 2.6 + 2.6	2.0 + 2.6 + 3.5
KAM4-105 DR7	One unit	/					
	Two units	2.0 + 2.0	2.0 + 2.6	2.0 + 3.5	2.0 + 5.2	2.0 + 7.1	2.6 + 2.6
	Three units	2.0 + 2.0 + 2.0	2.0 + 2.0 + 2.6	2.0 + 2.0 + 3.5	2.0 + 2.0 + 5.2	2.0 + 2.0 + 7.1	2.0 + 2.6 + 2.6
		2.6 + 2.6 + 5.2	2.6 + 2.6 + 7.1	2.6 + 3.5 + 3.5	2.6 + 3.5 + 5.2	2.6 + 3.5 + 7.1	3.5 + 3.5 + 3.5
	Four units	2.0 + 2.0 + 2.0 + 2.0	2.0 + 2.0 + 2.0 + 2.6	2.0 + 2.0 + 2.0 + 3.5	2.0 + 2.0 + 2.0 + 5.2	2.0 + 2.0 + 2.0 + 7.1	2.0 + 2.0 + 2.6 + 2.6
		2.0 + 2.6 + 3.5 + 5.2	2.0 + 3.5 + 3.5 + 3.5	2.0 + 3.5 + 3.5 + 5.2	2.6 + 2.6 + 2.6 + 2.6	2.6 + 2.6 + 2.6 + 3.5	2.6 + 2.6 + 2.6 + 5.2
KAM4-80 DR7	One unit	/					
	Two units	2.0 + 3.5	2.0 + 5.2	2.0 + 7.1	2.6 + 2.6	2.6 + 3.5	2.6 + 5.2
	Three units	2.0 + 2.0 + 2.0	2.0 + 2.0 + 2.6	2.0 + 2.0 + 3.5	2.0 + 2.0 + 5.2	2.0 + 2.0 + 7.1	2.0 + 2.6 + 2.6
		2.6 + 2.6 + 5.2	2.6 + 2.6 + 7.1	2.6 + 3.5 + 3.5	2.6 + 3.5 + 5.2	2.6 + 3.5 + 7.1	3.5 + 3.5 + 3.5
	Four units	2.0 + 2.0 + 2.0 + 2.0	2.0 + 2.0 + 2.0 + 2.6	2.0 + 2.0 + 2.0 + 3.5	2.0 + 2.0 + 2.0 + 5.2	2.0 + 2.0 + 2.0 + 7.1	2.0 + 2.0 + 2.6 + 2.6
		2.0 + 2.6 + 3.5 + 3.5	2.0 + 2.6 + 3.5 + 5.2	2.0 + 3.5 + 3.5 + 3.5	2.6 + 2.6 + 2.6 + 2.6	2.6 + 2.6 + 2.6 + 3.5	2.6 + 2.6 + 2.6 + 5.2
KAM5-120 DR8	One unit	/					
	Two units	2.0 + 5.2	2.0 + 7.1	2.6 + 3.5	2.6 + 5.2	2.6 + 7.1	3.5 + 3.5
	Three units	2.0 + 2.0 + 2.0	2.0 + 2.0 + 2.6	2.0 + 2.0 + 3.5	2.0 + 2.0 + 5.2	2.0 + 2.0 + 7.1	2.0 + 2.6 + 2.6
		2.6 + 2.6 + 5.2	2.6 + 2.6 + 7.1	2.6 + 3.5 + 3.5	2.6 + 3.5 + 5.2	2.6 + 3.5 + 7.1	3.5 + 3.5 + 3.5
	Four units	2.0 + 2.0 + 2.0 + 2.0	2.0 + 2.0 + 2.0 + 2.6	2.0 + 2.0 + 2.0 + 3.5	2.0 + 2.0 + 2.0 + 5.2	2.0 + 2.0 + 2.0 + 7.1	2.0 + 2.0 + 2.6 + 2.6
		2.0 + 2.6 + 2.6 + 5.2	2.0 + 2.6 + 2.6 + 7.1	2.0 + 2.6 + 3.5 + 3.5	2.0 + 2.6 + 3.5 + 5.2	2.0 + 2.6 + 3.5 + 7.1	2.0 + 3.5 + 3.5 + 3.5
		2.6 + 2.6 + 3.5 + 7.1	2.6 + 3.5 + 3.5 + 3.5	2.6 + 3.5 + 3.5 + 5.2	2.6 + 3.5 + 3.5 + 7.1	3.5 + 3.5 + 3.5 + 3.5	3.5 + 3.5 + 3.5 + 5.2
	Five units	2.0 + 2.0 + 2.0 + 2.0 + 2.0	2.0 + 2.0 + 2.0 + 2.0 + 2.6	2.0 + 2.0 + 2.0 + 2.0 + 3.5	2.0 + 2.0 + 2.0 + 2.0 + 5.2	2.0 + 2.0 + 2.0 + 2.0 + 7.1	2.0 + 2.0 + 2.0 + 2.6 + 2.6
		2.0 + 2.0 + 2.6 + 2.6 + 5.2	2.0 + 2.0 + 2.6 + 2.6 + 7.1	2.0 + 2.0 + 2.6 + 3.5 + 3.5	2.0 + 2.0 + 2.6 + 3.5 + 5.2	2.0 + 2.0 + 2.6 + 3.5 + 7.1	2.0 + 2.0 + 3.5 + 3.5 + 3.5
		2.0 + 2.6 + 2.6 + 3.5 + 7.1	2.0 + 2.6 + 3.5 + 3.5 + 3.5	2.0 + 2.6 + 3.5 + 3.5 + 5.2	2.0 + 2.6 + 3.5 + 3.5 + 7.1	2.0 + 3.5 + 3.5 + 3.5 + 3.5	2.0 + 3.5 + 3.5 + 3.5 + 5.2
		2.6 + 2.6 + 3.5 + 3.5 + 5.2	2.6 + 2.6 + 3.5 + 3.5 + 7.1	2.6 + 3.5 + 3.5 + 3.5 + 3.5	2.6 + 3.5 + 3.5 + 3.5 + 5.2	3.5 + 3.5 + 3.5 + 3.5 + 3.5	3.5 + 3.5 + 3.5 + 3.5 + 5.2
KAM3HR-52 DR8 100L Tank only	Two units	Tank + 2.0	Tank + 2.6	Tank + 3.5	Tank + 5.2		
	Three units	Tank + 2.0 + 2.0	Tank + 2.0 + 3.5	Tank + 2.0 + 5.2	Tank + 2.6 + 2.6	Tank + 2.6 + 3.5	Tank + 3.5 + 3.5
KAM4HR-80 DR8 100L/190L Tank	Two units	Tank + 2.0	Tank + 2.6	Tank + 3.5	Tank + 5.2	Tank + 7.1	
	Three units	Tank + 2.0 + 3.5	Tank + 2.0 + 5.2	Tank + 2.0 + 7.1	Tank + 3.5 + 3.5	Tank + 3.5 + 5.2	Tank + 2.6 + 2.6
	Four units	Tank + 2.0 + 2.0 + 2.0	Tank + 2.0 + 2.0 + 2.6	Tank + 2.0 + 2.0 + 3.5	Tank + 2.0 + 2.6 + 2.6	Tank + 2.0 + 2.6 + 3.5	Tank + 2.0 + 2.6 + 5.2





FOR MORE INFORMATION ABOUT THE  
PERFORMANCE AND CAPACITIES OF THE  
COMBINATIONS SCAN THE FOLLOWING QR-CODE



Combinations							
2.6 + 5.2	3.5 + 3.5	3.5 + 5.2					
2.6 + 5.2	3.5 + 3.5	3.5 + 5.2					
2.6 + 5.2	3.5 + 3.5	3.5 + 5.2					
2.6 + 5.2	3.5 + 3.5	3.5 + 5.2					
2.6 + 5.2	3.5 + 3.5	3.5 + 5.2					
2.0 + 2.6 + 5.2	2.0 + 3.5 + 3.5	2.0 + 3.5 + 5.2	2.6 + 2.6 + 2.6	2.6 + 2.6 + 3.5	2.6 + 2.6 + 5.2	2.6 + 3.5 + 3.5	3.5 + 3.5 + 3.5
2.6 + 3.5	2.6 + 5.2	2.6 + 7.1	3.5 + 3.5	3.5 + 5.2	3.5 + 7.1		
2.0 + 2.6 + 3.5	2.0 + 2.6 + 5.2	2.0 + 2.6 + 7.1	2.0 + 3.5 + 3.5	2.0 + 3.5 + 5.2	2.0 + 3.5 + 7.1	2.6 + 2.6 + 2.6	2.6 + 2.6 + 3.5
3.5 + 3.5 + 5.2							
2.0 + 2.0 + 2.6 + 3.5	2.0 + 2.0 + 2.6 + 5.2	2.0 + 2.0 + 3.5 + 3.5	2.0 + 2.0 + 3.5 + 5.2	2.0 + 2.6 + 2.6 + 2.6	2.0 + 2.6 + 2.6 + 3.5	2.0 + 2.6 + 2.6 + 5.2	2.0 + 2.6 + 3.5 + 3.5
2.6 + 2.6 + 3.5 + 3.5	2.6 + 2.6 + 3.5 + 5.2						
2.6 + 7.1	3.5 + 3.5	3.5 + 5.2	3.5 + 7.1				
2.0 + 2.6 + 3.5	2.0 + 2.6 + 5.2	2.0 + 2.6 + 7.1	2.0 + 3.5 + 3.5	2.0 + 3.5 + 5.2	2.0 + 3.5 + 7.1	2.6 + 2.6 + 2.6	2.6 + 2.6 + 3.5
3.5 + 3.5 + 5.2	3.5 + 3.5 + 7.1						
2.0 + 2.0 + 2.6 + 3.5	2.0 + 2.0 + 2.6 + 5.2	2.0 + 2.0 + 2.6 + 7.1	2.0 + 2.0 + 3.5 + 3.5	2.0 + 2.0 + 3.5 + 5.2	2.0 + 2.6 + 2.6 + 2.6	2.0 + 2.6 + 2.6 + 3.5	2.0 + 2.6 + 2.6 + 5.2
2.6 + 2.6 + 3.5 + 3.5	2.6 + 2.6 + 3.5 + 5.2	2.6 + 3.5 + 3.5 + 3.5	3.5 + 3.5 + 3.5 + 3.5				
3.5 + 5.2	3.5 + 7.1						
2.0 + 2.6 + 3.5	2.0 + 2.6 + 5.2	2.0 + 2.6 + 7.1	2.0 + 3.5 + 3.5	2.0 + 3.5 + 5.2	2.0 + 3.5 + 7.1	2.6 + 2.6 + 2.6	2.6 + 2.6 + 3.5
3.5 + 3.5 + 5.2	3.5 + 3.5 + 7.1						
2.0 + 2.0 + 2.6 + 3.5	2.0 + 2.0 + 2.6 + 5.2	2.0 + 2.0 + 2.6 + 7.1	2.0 + 2.0 + 3.5 + 3.5	2.0 + 2.0 + 3.5 + 5.2	2.0 + 2.0 + 3.5 + 7.1	2.0 + 2.6 + 2.6 + 2.6	2.0 + 2.6 + 2.6 + 3.5
2.0 + 3.5 + 3.5 + 5.2	2.0 + 3.5 + 3.5 + 7.1	2.6 + 2.6 + 2.6 + 2.6	2.6 + 2.6 + 2.6 + 3.5	2.6 + 2.6 + 2.6 + 5.2	2.6 + 2.6 + 2.6 + 7.1	2.6 + 2.6 + 3.5 + 3.5	2.6 + 2.6 + 3.5 + 5.2
3.5 + 3.5 + 3.5 + 7.1							
2.0 + 2.0 + 2.0 + 2.6 + 3.5	2.0 + 2.0 + 2.0 + 2.6 + 5.2	2.0 + 2.0 + 2.0 + 2.6 + 7.1	2.0 + 2.0 + 2.0 + 3.5 + 3.5	2.0 + 2.0 + 2.0 + 3.5 + 5.2	2.0 + 2.0 + 2.0 + 3.5 + 7.1	2.0 + 2.0 + 2.6 + 2.6 + 2.6	2.0 + 2.0 + 2.6 + 2.6 + 3.5
2.0 + 2.0 + 3.5 + 3.5 + 5.2	2.0 + 2.0 + 3.5 + 3.5 + 7.1	2.0 + 2.6 + 2.6 + 2.6 + 2.6	2.0 + 2.6 + 2.6 + 2.6 + 3.5	2.0 + 2.6 + 2.6 + 2.6 + 5.2	2.0 + 2.6 + 2.6 + 2.6 + 7.1	2.0 + 2.6 + 2.6 + 3.5 + 3.5	2.0 + 2.6 + 2.6 + 3.5 + 5.2
2.6 + 2.6 + 2.6 + 2.6 + 2.6	2.6 + 2.6 + 2.6 + 2.6 + 3.5	2.6 + 2.6 + 2.6 + 2.6 + 5.2	2.6 + 2.6 + 2.6 + 2.6 + 7.1	2.6 + 2.6 + 2.6 + 3.5 + 3.5	2.6 + 2.6 + 2.6 + 3.5 + 5.2	2.6 + 2.6 + 2.6 + 3.5 + 7.1	2.6 + 2.6 + 3.5 + 3.5 + 3.5
Tank + 2.6 + 3.5	Tank + 2.5 + 5.2						
Tank + 2.0 + 3.5 + 3.5	Tank + 2.0 + 3.5 + 5.2	Tank + 3.5 + 3.5 + 3.5	Tank + 2.6 + 2.6 + 2.6	Tank + 2.6 + 2.6 + 3.5	Tank + 2.6 + 2.6 + 5.2	Tank + 2.6 + 3.5 + 3.5	Tank + 2.6 + 3.5 + 5.2



# Compatible controls and accessories

✓ Included as standard

● Recommended

○ Optional

✗ Not supported

For more information see Controllers section.



**Casual**



**Prodigy PRO**

## Wireless controller



✓ KID-05.3 S



✓ KID-06 S

## Wired controller

✗



○ KCT-04.1 SPSWF  
+ FRIMB-AEPRO

## WiFi

✓

✓

## BMS<sup>(1)</sup>

### Modbus



✗

○ K02-MODBUS + KMB-01  
○ K01 MODBUS + KMB-01

### Bacnet



✗

○ K01-BACNET + KMB-01  
○ K05 BACNET 1 + KMB-01

### KNX



✗

○ K01-KNX 1 + KMB-01

## Centralised control<sup>(1)</sup>

### Touch Centralised Control



✗

○ KCCT-64 I(B-A) + KMB-01  
○ KCCT-64 IPS (A) + KMB-01  
○ KCCT-384B IPS (B)+KMB-01

### Web Centralised Control



✗

○ KCC-64 WEB + KMB-01

(1) All SUITE/ZEN indoor units incorporate V4+ protocol





Onnix 2.0



Double Flow Console



Portable



✓ KID-05.4 S



✓ KID-05 S



✓ KID-03

✗



○ KCT-04.1 SPSWF + FRIMB-FA2

✗

✓

✓

✗

✗

- K02-MODBUS + FRIMB-FA2
- K01 MODBUS + FRIMB-FA2

✗

✗

- K01-BACNET + FRIMB-FA2
- K05 BACNET 1 + FRIMB-FA2

✗

✗

- K01-KNX 1 + FRIMB-FA2

✗

✗

- KCCT-64 I(B-A) + FRIMB-FA2
- KCCT-64 IPS (A) + FRIMB-FA2
- KCCT-384B IPS (B)+KMB-01

✗

✗

- KCC-64 WEB + FRIMB-FA2

✗



# References

## Key Installations

The **Suite Residential Range** is present in the most common places. From apartments to hospitals, schools and universities, the comfort and technology of this range provides the well-being that all homes need.



**Viseu**  
Residential

*Location:* Viseu (Portugal)  
*Units installed:* 1x1 and Multisystem suite  
*Capacity:* 216 kW

## Other customers that have trusted Kaysun Suite

### Hotels

- Vera Apart-Hotel (Almería)
- Sangulí Resort Salou (Tarragona)

### Schools and Universities

- University of Salamanca (Salamanca)
- The Capuchins School (Murcia)
- María Maroto School (Murcia)
- Autism Association of Jerez (Cádiz)

### Leisure Centres

- Vals Sport - Sports Centre (Málaga)

### Hospital, Clinics and Health Centres

- Jesús Nazareno Hospital (Córdoba)
- Santomera Health Centre (Murcia)

### Business Centres and Offices

- ISOLAIS Office (Seville)

### Residences

- 51 residences in Carrión (Seville)
- 52 residences in Torreblanca (Seville)
- La Pineda Apartments (Tarragona)
- Puerto Mahón Apartments (Majorca)
- Jardines de Santa Ana Residence (Seville)



## Shamrock Rovers Football Club

### Sport facility

*Location:* Dublin (Ireland)  
*Units installed:* AKAY-P-71DR10  
System serving Comms Room



## Villa Bahia Principe

### Residential

*Location:* Dominican Republic  
*Units installed:* Multisystem Suite  
*Capacity:* 34 kW



## Escuela Maria Maroto

### School

*Location:* Murcia (Spain)  
*Units installed:* Multisystem Suite

## Sangulí Salou

### Camping Resort

*Location:* Cambrils (Tarragona, Spain)  
*Units installed:* Suite 1X1









# HEAT PUMPS RANGE

# Aquatix

Aquantia KHPIS-BI PRO	66
Aquantia KHPMS-BI PRO	72
Aquantia KHP-S-MO	76
Aquantia KHP-S-MO PRO HP	79
Aquantia KHP-MO HT	80
Polar	84
Aquantia KHP-MO HT HP	86
Wall Hung Compak	88
Floor Standing Compak	90
Compak	92
Tanks for Domestic Hot Water	94
Other complements for Aquantia range	95
Swimming pool HP KSWP	98
References	100



# Aquantia PRO

## Main features



Kaysun presents its Air-Water systems, which by means of a heat pump perfectly cover the demands of air conditioning, heating and domestic hot water in your home. These highly energy efficient systems are well known for their ability to drastically reduce domestic electrical consumption. Only Kaysun can combine the latest technology and innovation to create Kaysun Aquantia, the system that provides your home with maximum comfort and energy performance throughout the year.



### Smart, flexible system

The system self-regulates based on changes in outdoor temperature and the energy requirements of the installation or home in order to provide the optimum results at all times. ottimali.



### Smart Grid Ready

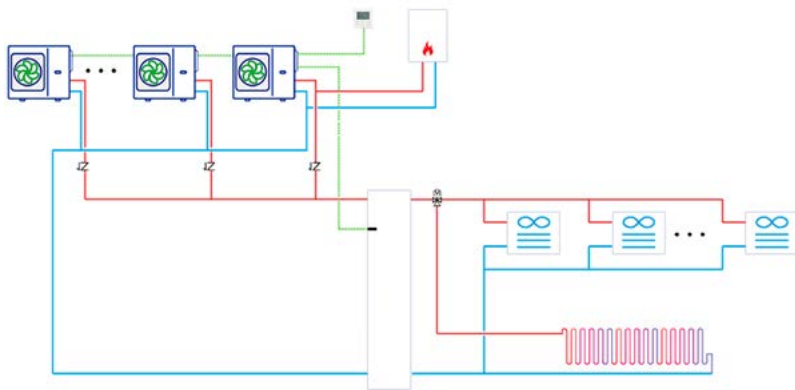
All the equipment in the Aquantia PRO range are equipped with the Smart Grid protocol as standard, with the aim of achieving the best compromise between comfort and savings on bills.



### HP Keymark certification

The Aquantia PRO and Compak range solutions have HP Keymark certification. All technical specifications are certified to meet the most rigorous standards.





### Cascade

For the whole range of monoblock units, it is possible to carry out a cascade installation of up to 6 units. This installation does not require any additional electronics since the management will be carried out by the units themselves.



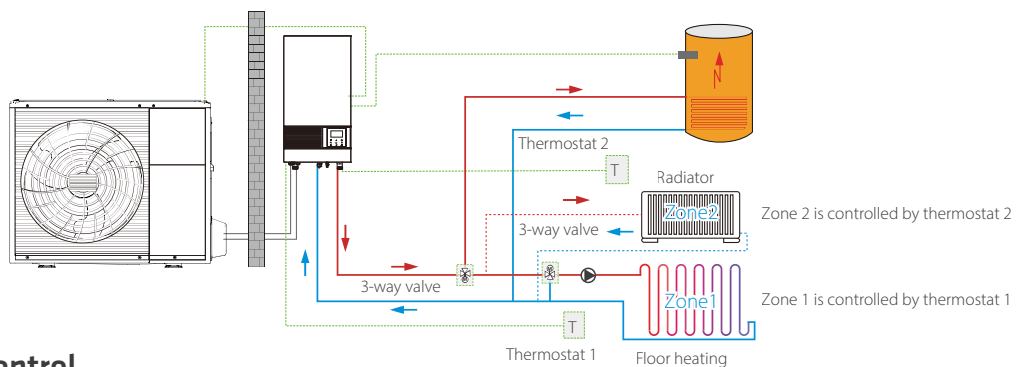
### PV Integration

The entire Kaysun range is prepared for integration with photovoltaic energy production systems, thus achieving greater energy efficiency.



### Integrated WIFI

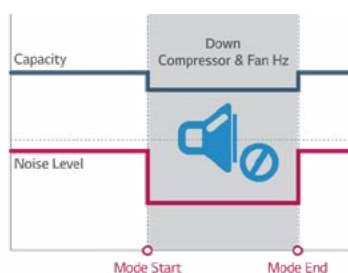
Kaysun air-to-water heat pump systems all include integrated WiFi control as standard, allowing control via the App. It can also be integrated with voice control systems via Alexa and Google Home.



### 2 Zone Control

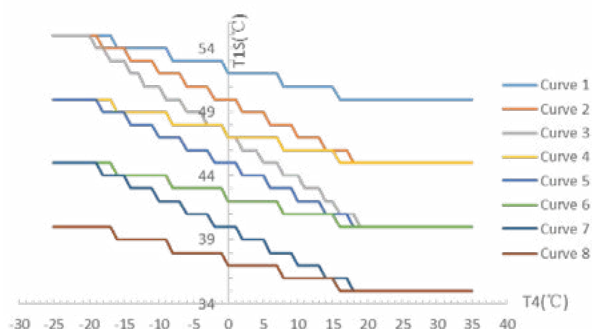
Kaysun's all-in-one air-to-water heat pumps are prepared as standard to manage 2 secondary pumps and a mixer, to control 2 zones for both heating and cooling.





### Silent units

The compact design and good insulation make the units very quiet. In addition, you can select silent mode or super silent mode for even greater comfort.



### Heat pump water heater

The Compak range allows you to benefit from the advantages of air-to-water heat pump technology for DHW production. This feature makes them the ideal option for replacing electric water heaters.



### Climatic curves

The climatic curves allow you to configure the variation of the leaving water temperature according to the outside temperature. There are up to 32 fixed curves as standard and a customizable option to adapt to any installation.



### Hybrid Systems

Hybrid systems allow air-to-air and air-to-water technology to be combined to obtain high performance. The Multi Hybrid HR system combines multi-system units with a tank for DHW production. The Mini Amazon Hybrid system allows air conditioning through VRF indoor units and the combination with a hydraulic module that integrates DHW and an outlet for heating through water.

### Extreme temperatures

The units are designed to continue to provide excellent performance even in extremely cold temperatures. With a big working range, they can maintain 75°C even with outside temperatures of -10°C.

\*See specific details per product

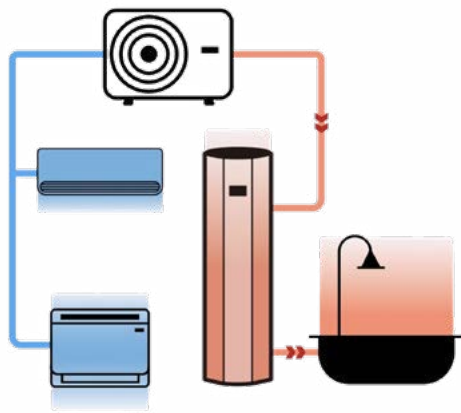






### ⦿ R290 propane

The Compak range is developed with R290 refrigerant, this refrigerant reduces the environmental impact, while maintaining excellent properties.



### ⦿ Heat Recovery

The Multi Hybrid HR system has heat recovery technology. This allows for the simultaneous production of cold and DHW, by using the heat extracted during cold production to produce DHW free of charge.



### ⦿ R290 propane

R290 refrigerant reduces the environmental impact with a GWP of 3, ensuring compliance with FGas regulations in the coming years. In addition, this gas has excellent thermodynamic properties.




### ⦿ Silent units

The units are designed to reduce noise levels to a minimum while maintaining the best performance, thus improving user comfort.



### ⦿ Advanced control

The new control of the R290 air-to-water heat pump series with improved design integrates perfectly into houses and apartments. The control is touch-sensitive and the high-resolution color screen results in a better user experience for the customer.



### ⦿ High temperature

The new range developed with R290 allows us to reach high leaving water temperatures, which expands the installation possibilities of these products.

	KHP-MO HT	Polar	KHP-MO HT HP
Leaving water temperature	75°C	80°C	85°C



# Aquantia KHPIS-BI PRO



The KHPIS-BI PRO set is the integrated multi-tasking solution of the Kaysun range that provides thermal comfort in domestic environments where lack of space can be a problem and it is necessary to integrate the installation into the home design. The included wired control allows the user to enjoy a pleasant, intuitive experience capable of meeting all types of zoning needs.

## Characteristics

- Full DC Inverter technology, with both the compressor and fans using inverter technology for maximum efficiency
- Compact dimensions of 600x600 for easy integration into bathroom cabinets, kitchens, storage rooms, etc.
- Equipped with built-in WiFi connectivity for control via the SmartHome app
- Integrated management of the necessary components for two hydraulic zones, without the need for additional modules
- Certified by Keymark
- Integrated stainless steel tank for enhanced durability
- Supply temperature of up to 65°C







KEYMARK

SMART GRID  
READYR-32  
REFRIGERANTDOMESTIC HOT  
WATERCOOLING AND  
HEATINGCOMPATIBLE  
WITH AIRZONE

Wi-Fi



MODBUS

CONFIGURATION  
VIA USB PORT

Set model		KHPIS-BI 4 PRO L	KHPIS-BI 4 PRO XL	KHPIS-BI 6 PRO L
<b>&gt; Set</b>				
Heating capacity / COP (A+7°C / W+35°C)	kW	4.25 / 5.20	4.25 / 5.20	6.20 / 5.00
Consumption (A+7 °C / W+35 °C)	W	817	817	1240
Heating capacity / COP (A+7°C / W+55°C)	kW	4.40 / 2.95	4.40 / 2.95	6.00 / 3.00
Consumption (A+7 °C / W+55 °C)	W	1492	1492	2000
Heating capacity / COP (A-7°C / W+35°C)	kW	4.70 / 3.10	4.70 / 3.10	6.00 / 3.00
Consumption (A-7 °C / W+35 °C)	W	1516	1516	2000
Heating capacity / COP (A-7°C / W+55°C)	kW	4.00 / 1.95	4.00 / 1.95	5.15 / 2.00
Consumption (A-7 °C / W+55 °C)	W	2051	2051	2575
Cooling capacity / EER (A+35°C / W+18°C)	kW	4.50 / 5.55	4.50 / 5.55	6.55 / 4.90
Consumption (A+35 °C / W+18 °C)	W	811	811	1337
Cooling capacity / EER (A+35°C / W+7°C)	kW	4.70 / 3.45	4.70 / 3.45	7.00 / 3.00
Consumption (A+35 °C / W+7 °C)	W	1362	1362	2333
Average heating climate (W+35°C / W+55°C). Energy class		A+++ / A++	A+++ / A++	A+++ / A++
Average heating climate (W+35°C / W+55°C). $\eta_s$	%	191 / 130	191 / 130	195 / 138
Average heating climate (W+35°C / W+55°C). SCOP		4.85 / 3.31	4.85 / 3.31	4.95 / 3.52
Warm heating climate (W+35°C / W+55°C). $\eta_s$	%	254 / 162	254 / 162	258 / 165
Warm heating climate (W+35°C / W+55°C). SCOP		6.52 / 4.14	6.52 / 4.14	6.63 / 4.19
Cold heating climate (W+35°C / W+55°C). $\eta_s$	%	159 / 102	159 / 102	165 / 111
Cold heating climate (W+35°C / W+55°C). SCOP		4.06 / 2.63	4.06 / 2.63	4.21 / 2.85
Chilling efficiency (W+7°C / W+18°C). Keymark certification. $\eta_{s,c}$	%	197 / 308	197 / 308	211 / 325
Chilling efficiency (W+7°C / W+18°C). Keymark certification. SEER		4.99 / 7.77	4.99 / 7.77	5.34 / 8.21
Average climate in DHW. Keymark certification. Energy class / Thread		A+ / L	A+ / XL	A+ / L
Average climate in DHW. Keymark certification. SCOPACS		3.10	3.34	3.10
Average climate in DHW. Keymark certification. $\eta_{ACS}$	%	127	136	127
<b>&gt; Indoor unit</b>				
		<b>KHPI-BI-10VR2L</b>	<b>KHPI-BI-10VR2XL</b>	<b>KHPI-BI-10VR2L</b>
Width / Height / Depth	mm	600 / 1683 / 600	600 / 1943 / 600	600 / 1683 / 600
Net weight	kg	139	155	139
Tank capacity	l	190	240	190
Power supply	V/ph/Hz	220-240 / 1 / 50	220-240 / 1 / 50	220-240 / 1 / 50
Max. intensity	A	14.3	14.3	14.3
Circuit breaker		C16	C16	C16
Sound pressure rated	dB(A)	22	22	24
Sound power	dB(A)	38	38	38
Minimum water volume	l	40	40	40
Nominal flow rate	m <sup>3</sup> /h	0.7	0.7	0.95
Backup electrical resistor	kW	3	3	3
Maximum pump pressure available	mH <sub>2</sub> O	8.5	8.5	8.5
Expansion vessel	l	8	8	8
Water pipe connections	inch	1" / 3/4"	1" / 3/4"	1" / 3/4"
Water outlet temperature; DHW min. / max.	°C	30 / 65	30 / 65	30 / 65
Water outlet temperature; Heating min. / max.	°C	25 / 65	25 / 65	25 / 65
Water outlet temperature; Cooling min. / max.	°C	5 / 25	5 / 25	5 / 25
<b>&gt; Outdoor unit</b>				
		<b>KHP-BI 4 DVR2</b>	<b>KHP-BI 4 DVR2</b>	<b>KHP-BI 6 DVR2</b>
Width / Height / Depth	mm	1008 / 712 / 426	1008 / 712 / 426	1008 / 712 / 426
Net weight	kg	58	58	58
Power supply	V/ph/Hz	220-240 / 1 / 50	220-240 / 1 / 50	220-240 / 1 / 50
Max. intensity	A	18	18	18
Circuit breaker	A	D20	D20	D20
Communication wiring	mm <sup>2</sup>	3x1	3x1	3x1
Sound pressure	dB(A)	44	44	45
Sound power	dB(A)	56	56	58
Type of refrigerant		R-32	R-32	R-32
GWP		675	675	675
Refrigerant charge	kg	1.5	1.5	1.5
t CO <sub>2</sub> eq	tCO <sub>2</sub>	1.0	1.0	1.0
Meters of pre-charge, outdoor unit	m	15	15	15
Additional refrigerant charge, outdoor unit	kg/m	0.012	0.012	0.012
Max. total distance	m	50	50	50
Max. vertical distance	m	30	30	30
Liquid pipe	inch	1/4"	1/4"	1/4"
Gas pipe	inch	5/8"	5/8"	5/8"
<b>&gt; Working range</b>				
Outdoor ambient temperature for DHW min. / max.	°C	-25 / 43	-25 / 43	-25 / 43
Outdoor ambient temperature for heating min. / max.	°C	-25 / 35	-25 / 35	-25 / 35
Outdoor ambient temperature for cooling min. / max.	°C	-5 / 43	-5 / 43	-5 / 43

**Supplementary charge:** The initial charging is valid for the first 15 m (liquid line). For greater distances, a supplementary charge of 0.020 kg/m is required per each additional metre for models 4/6, and 0.038 kg/m per each additional metre for models 8/10/12/14/16.

(\*) The power supply for indoor units is single-phase 220-240 V/1/50 Hz.



# Aquantia KHPIS-BI PRO

Set model		KHPIS-BI 6 PRO XL	KHPIS-BI 8 PRO L	KHPIS-BI 8 PRO XL
<b>&gt; Set</b>				
Heating capacity / COP (A+7°C / W+35°C)	kW	6.20 / 5.00	8.3 / 5.2	8.3 / 5.2
Consumption (A+7 °C / W+35 °C)	W	1240	1596	1596
Heating capacity / COP (A+7°C / W+55°C)	kW	6.00 / 3.00	7.5 / 3.18	7.5 / 3.18
Consumption (A+7 °C / W+55 °C)	W	2000	2358	2358
Heating capacity / COP (A-7°C / W+35°C)	kW	6.00 / 3.00	7.00 / 3.20	7.00 / 3.20
Consumption (A-7 °C / W+35 °C)	W	2000	2188	2188
Heating capacity / COP (A-7°C / W+55°C)	kW	5.15 / 2.00	6.15 / 2.05	6.15 / 2.05
Consumption (A-7 °C / W+55 °C)	W	2575	3000	3000
Cooling capacity / EER (A+35°C / W+18°C)	kW	6.55 / 4.90	8.4 / 5.05	8.4 / 5.05
Consumption (A+35 °C / W+18 °C)	W	1337	1663	1663
Cooling capacity / EER (A+35°C / W+7°C)	kW	7.00 / 3.00	7.4 / 3.38	7.4 / 3.38
Consumption (A+35 °C / W+7 °C)	W	2333	2189	2189
Average heating climate (W+35°C / W+55°C). Energy class		A+++ / A++	A+++ / A++	A+++ / A++
Average heating climate (W+35°C / W+55°C). $\eta_s$	%	195 / 138	205 / 132	205 / 132
Average heating climate (W+35°C / W+55°C). SCOP		4.95 / 3.52	5.21 / 3.36	5.21 / 3.36
Warm heating climate (W+35°C / W+55°C). $\eta_s$	%	258 / 165	273 / 176	273 / 176
Warm heating climate (W+35°C / W+55°C). SCOP		6.63 / 4.19	6.99 / 4.47	6.99 / 4.47
Cold heating climate (W+35°C / W+55°C). $\eta_s$	%	165 / 111	170 / 112	170 / 112
Cold heating climate (W+35°C / W+55°C). SCOP		4.21 / 2.85	4.32 / 2.88	4.32 / 2.88
Chilling efficiency (W+7°C / W+18°C). Keymark certification. $\eta_{s,c}$	%	211 / 325	230 / 355	230 / 355
Chilling efficiency (W+7°C / W+18°C). Keymark certification. SEER		5.34 / 8.21	5.83 / 8.95	5.83 / 8.95
Average climate in DHW. Keymark certification. Energy class / Thread		A+ / XL	A+ / L	A+ / XL
Average climate in DHW. Keymark certification. SCOP,ACS		3.34	3.02	3.36
Average climate in DHW. Keymark certification. $\eta_{s,ACS}$	%	136	125	137
<b>&gt; Indoor unit</b>				
		<b>KHPI-BI-10VR2XL</b>	<b>KHPI-BI-10VR2L</b>	<b>KHPI-BI-10VR2XL</b>
Width / Height / Depth	mm	600 / 1943 / 600	600 / 1683 / 600	600 / 1943 / 600
Net weight	kg	155	139	155
Tank capacity	l	240	190	240
Power supply	V/ph/Hz	220-240 / 1 / 50	220-240 / 1 / 50	220-240 / 1 / 50
Max. intensity	A	14.3	14.3	14.3
Circuit breaker		C16	C16	C16
Sound pressure rated	dB(A)	24	22	22
Sound power	dB(A)	38	40	40
Minimum water volume	l	40	40	40
Nominal flow rate	m <sup>3</sup> /h	0.95	1.40	1.40
Backup electrical resistor	kW	3	3	3
Maximum pump pressure available	mH <sub>2</sub> O	8.5	8.5	8.5
Expansion vessel	l	8	8	8
Water pipe connections	inch	1" / 3/4"	1" / 3/4"	1" / 3/4"
Water outlet temperature; DHW min. / max.	°C	30 / 65	30 / 65	30 / 65
Water outlet temperature; Heating min. / max.	°C	25 / 65	25 / 65	25 / 65
Water outlet temperature; Cooling min. / max.	°C	5 / 25	5 / 25	5 / 25
<b>&gt; Outdoor unit</b>				
		<b>KHP-BI 6 DVR2</b>	<b>KHP-BI 8 DVR2</b>	<b>KHP-BI 8 DVR2</b>
Width / Height / Depth	mm	1008 / 712 / 426	1118 / 865 / 523	1118 / 865 / 523
Net weight	kg	58	77	77
Power supply	V/ph/Hz	220-240 / 1 / 50	220-240 / 1 / 50	220-240 / 1 / 50
Max. intensity	A	18	19	19
Circuit breaker	A	D20	D20	D20
Communication wiring	mm <sup>2</sup>	3x1	3x1	3x1
Sound pressure	dB(A)	45	46	46
Sound power	dB(A)	58	59	59
Type of refrigerant		R-32	R-32	R-32
GWP		675	675	675
Refrigerant charge	kg	1.5	1.65	1.65
t CO <sub>2</sub> eq	tCO <sub>2</sub>	1.0	1.1	1.1
Meters of pre-charge, outdoor unit	m	15	15	15
Additional refrigerant charge, outdoor unit	kg/m	0.012	0.038	0.038
Max. total distance	m	50	50	50
Max. vertical distance	m	30	30	30
Liquid pipe	inch	1/4"	3/8"	3/8"
Gas pipe	inch	5/8"	5/8"	5/8"
<b>&gt; Working range</b>				
Outdoor ambient temperature for DHW min. / max.	°C	-25 / 43	-25 / 43	-25 / 43
Outdoor ambient temperature for heating min. / max.	°C	-25 / 35	-25 / 35	-25 / 35
Outdoor ambient temperature for cooling min. / max.	°C	-5 / 43	-5 / 43	-5 / 43

**Supplementary charge:** The initial charging is valid for the first 15 m (liquid line). For greater distances, a supplementary charge of 0.020 kg/m is required per each additional metre for models 4/6, and 0.038 kg/m per each additional metre for models 8/10/12/14/16.

(\*): The power supply for indoor units is single-phase 220-240 V/1/50 Hz.





KEYMARK

SMART GRID  
READYR-32  
REFRIGERANTDOMESTIC HOT  
WATERCOOLING AND  
HEATINGCOMPATIBLE  
WITH AIRZONE

Wi-Fi



MODBUS

CONFIGURATION  
VIA USB PORT

Set model		KHPIS-BI 10 PRO L	KHPIS-BI 10 PRO XL	KHPIS-BI 12 PRO XL
<b>&gt; Set</b>				
Heating capacity / COP (A+7°C / W+35°C)	kW	10 / 5	10 / 5	12.10 / 4.95
Consumption (A+7 °C / W+35 °C)	W	2000	2000	2444
Heating capacity / COP (A+7°C / W+55°C)	kW	9.5 / 3.1	9.5 / 3.1	12.00 / 3.1
Consumption (A+7 °C / W+55 °C)	W	3065	3065	3871
Heating capacity / COP (A-7°C / W+35°C)	kW	8.00 / 3.05	8.00 / 3.05	10.00 / 3.00
Consumption (A-7 °C / W+35 °C)	W	2623	2623	3333
Heating capacity / COP (A-7°C / W+55°C)	kW	6.85 / 2.00	6.85 / 2.00	9.80 / 2.05
Consumption (A-7 °C / W+55 °C)	W	3425	3425	4780
Cooling capacity / EER (A+35°C / W+18°C)	kW	10 / 4.80	10 / 4.80	12.00 / 4.00
Consumption (A+35 °C / W+18 °C)	W	2083	2083	3000
Cooling capacity / EER (A+35°C / W+7°C)	kW	8.2 / 3.3	8.2 / 3.3	11.60 / 2.75
Consumption (A+35 °C / W+7 °C)	W	2485	2485	4218
Average heating climate (W+35°C / W+55°C). Energy class		A+++ / A++	A+++ / A++	A+++ / A++
Average heating climate (W+35°C / W+55°C). $\eta_s$	%	205 / 137	205 / 137	189 / 135
Average heating climate (W+35°C / W+55°C). SCOP		5.19 / 3.49	5.19 / 3.49	4.81 / 3.45
Warm heating climate (W+35°C / W+55°C). $\eta_s$	%	279 / 180	279 / 180	256 / 174
Warm heating climate (W+35°C / W+55°C). SCOP		7.12 / 4.58	7.12 / 4.58	6.53 / 4.43
Cold heating climate (W+35°C / W+55°C). $\eta_s$	%	170 / 116	170 / 116	160 / 118
Cold heating climate (W+35°C / W+55°C). SCOP		4.32 / 2.99	4.32 / 2.99	4.08 / 3.02
Chilling efficiency (W+7°C / W+18°C). Keymark certification. $\eta_{s,c}$	%	236 / 348	236 / 348	192 / 281
Chilling efficiency (W+7°C / W+18°C). Keymark certification. SEER		5.98 / 8.78	5.98 / 8.78	4.89 / 7.1
Average climate in DHW. Keymark certification. Energy class / Thread		A+ / L	A+ / XL	A+ / XL
Average climate in DHW. Keymark certification. SCOP,ACS		3.02	3.36	3
Average climate in DHW. Keymark certification. $\eta_{s,ACS}$	%	125	137	123
<b>&gt; Indoor unit</b>				
		<b>KHPI-BI-10VR2L</b>	<b>KHPI-BI-10VR2XL</b>	<b>KHPI-BI-16VR2XL</b>
Width / Height / Depth	mm	600 / 1683 / 600	600 / 1943 / 600	600 / 1943 / 600
Net weight	kg	139	155	155
Tank capacity	l	190	240	240
Power supply	V/ph/Hz	220-240 / 1 / 50	220-240 / 1 / 50	220-240 / 1 / 50
Max. intensity	A	14.3	14.3	14.3
Circuit breaker		C16	C16	C16
Sound pressure rated	dB(A)	22	22	24
Sound power	dB(A)	40	40	42
Minimum water volume	l	40	40	60
Nominal flow rate	m <sup>3</sup> /h	1.70	1.70	2.10
Backup electrical resistor	kW	3	3	3
Maximum pump pressure available	mH <sub>2</sub> O	8.5	8.5	8.5
Expansion vessel	l	8	8	8
Water pipe connections	inch	1" / 3/4"	1" / 3/4"	1" / 3/4"
Water outlet temperature; DHW min. / max.	°C	30 / 65	30 / 65	30 / 65
Water outlet temperature; Heating min. / max.	°C	25 / 65	25 / 65	25 / 65
Water outlet temperature; Cooling min. / max.	°C	5 / 25	5 / 25	5 / 25
<b>&gt; Outdoor unit</b>				
		<b>KHP-BI 10 DVR2</b>	<b>KHP-BI 10 DVR2</b>	<b>KHP-BI 12 DVR2</b>
Width / Height / Depth	mm	1118 / 865 / 523	1118 / 865 / 523	1118 / 865 / 523
Net weight	kg	77	77	96
Power supply	V/ph/Hz	220-240 / 1 / 50	220-240 / 1 / 50	220-240 / 1 / 50
Max. intensity	A	19	19	30
Circuit breaker	A	D20	D20	D32
Communication wiring	mm <sup>2</sup>	3x1	3x1	3x1
Sound pressure	dB(A)	49	49	50
Sound power	dB(A)	60	60	64
Type of refrigerant		R-32	R-32	R-32
GWP		675	675	675
Refrigerant charge	kg	1.65	1.65	1.84
t CO <sub>2,eq</sub>	tCO <sub>2</sub>	1.1	1.1	1.2
Meters of pre-charge, outdoor unit	m	15	15	15
Additional refrigerant charge, outdoor unit	kg/m	0.038	0.038	0.038
Max. total distance	m	50	50	50
Max. vertical distance	m	30	30	30
Liquid pipe	inch	3/8"	3/8"	3/8"
Gas pipe	inch	5/8"	5/8"	5/8"
<b>&gt; Working range</b>				
Outdoor ambient temperature for DHW min. / max.	°C	-25 / 43	-25 / 43	-25 / 43
Outdoor ambient temperature for heating min. / max.	°C	-25 / 35	-25 / 35	-25 / 35
Outdoor ambient temperature for cooling min. / max.	°C	-5 / 43	-5 / 43	-5 / 43

**Supplementary charge:** The initial charging is valid for the first 15 m (liquid line). For greater distances, a supplementary charge of 0.020 kg/m is required per each additional metre for models 4/6, and 0.038 kg/m per each additional metre for models 8/10/12/14/16.

(\*) The power supply for indoor units is single-phase 220-240 V/1/50 Hz.



# Aquantia KHPIS-BI PRO

Set model		KHPIS-BI 14 PRO XL	KHPIS-BI 16 PRO XL
<b>&gt; Set</b>			
Heating capacity / COP (A+7 °C / W+35 °C)	kW	14.50 / 4.70	16.0 / 4.5
Consumption (A+7 °C / W+35 °C)	W	3085	3556
Heating capacity / COP (A+7 °C / W+55 °C)	kW	13.80 / 3.00	16.0 / 2.9
Consumption (A+7 °C / W+55 °C)	W	4600	5517
Heating capacity / COP (A-7 °C / W+35 °C)	kW	12.00 / 2.85	13.10 / 2.70
Consumption (A-7 °C / W+35 °C)	W	4211	4852
Heating capacity / COP (A-7 °C / W+55 °C)	kW	11.00 / 2.05	12.50 / 2.00
Consumption (A-7 °C / W+55 °C)	W	5366	6250
Cooling capacity / EER (A+35 °C / W+18 °C)	kW	13.50 / 3.60	14.9 / 3.4
Consumption (A+35 °C / W+18 °C)	W	3750	4382
Cooling capacity / EER (A+35 °C / W+7 °C)	kW	12.70 / 2.55	14.0 / 2.45
Consumption (A+35 °C / W+7 °C)	W	4980	5714
Average heating climate (W+35 °C / W+55 °C). Energy class		A+++ / A++	A+++ / A++
Average heating climate (W+35 °C / W+55 °C). $\eta_s$	%	186 / 136	182 / 133
Average heating climate (W+35 °C / W+55 °C). SCOP		4.72 / 3.47	4.62 / 3.41
Warm heating climate (W+35 °C / W+55 °C). $\eta_s$	%	260 / 177	249 / 176
Warm heating climate (W+35 °C / W+55 °C). SCOP		6.63 / 4.49	6.33 / 4.48
Cold heating climate (W+35 °C / W+55 °C). $\eta_s$	%	160 / 119	158 / 122
Cold heating climate (W+35 °C / W+55 °C). SCOP		4.07 / 3.05	4.02 / 3.12
Chilling efficiency (W+7 °C / W+18 °C). Keymark certification. $\eta_{s,c}$	%	191 / 273	184 / 267
Chilling efficiency (W+7 °C / W+18 °C). Keymark certification. SEER		4.86 / 6.90	4.69 / 6.75
Average climate in DHW. Keymark certification. Energy class / Thread		A+ / XL	A+ / XL
Average climate in DHW. Keymark certification. SCOP,ACS		3	3
Average climate in DHW. Keymark certification. $\eta_{s,ACS}$	%	123	123
<b>&gt; Indoor unit</b>			
		<b>KHPI-BI-16VR2XL</b>	<b>KHPI-BI-16VR2XL</b>
Width / Height / Depth	mm	600 / 1943 / 600	600 / 1943 / 600
Net weight	kg	155	155
Tank capacity	l	240	240
Power supply	V/ph/Hz	220-240 / 1 / 50	220-240 / 1 / 50
Max. intensity	A	14.3	14.3
Circuit breaker		C16	C16
Sound pressure rated	dB(A)	25	24
Sound power	dB(A)	44	44
Minimum water volume	l	60	60
Nominal flow rate	m <sup>3</sup> /h	2.50	2.95
Backup electrical resistor	kW	3	3
Maximum pump pressure available	mH <sub>2</sub> O	8.5	8.5
Expansion vessel	l	8	8
Water pipe connections	inch	1" / 3/4"	1" / 3/4"
Water outlet temperature; DHW min. / max.	°C	30 / 65	30 / 65
Water outlet temperature; Heating min. / max.	°C	25 / 65	25 / 65
Water outlet temperature; Cooling min. / max.	°C	5 / 25	5 / 25
<b>&gt; Outdoor unit</b>			
		<b>KHP-BI 14 DVR2</b>	<b>KHP-BI 16 DVR2</b>
Width / Height / Depth	mm	1118 / 865 / 523	1118 / 865 / 523
Net weight	kg	96	96
Power supply	V/ph/Hz	220-240 / 1 / 50	220-240 / 1 / 50
Max. intensity	A	30	30
Circuit breaker	A	D32	D32
Communication wiring	mm <sup>2</sup>	3x1	3x1
Sound pressure	dB(A)	51	55
Sound power	dB(A)	65	68
Type of refrigerant		R-32	R-32
GWP		675	675
Refrigerant charge	kg	1.84	1.84
t CO <sub>2</sub> eq	tCO <sub>2</sub>	1.2	1.2
Meters of pre-charge, outdoor unit	m	15	15
Additional refrigerant charge, outdoor unit	kg/m	0.038	0.038
Max. total distance	m	50	50
Max. vertical distance	m	30	30
Liquid pipe	inch	3/8"	3/8"
Gas pipe	inch	5/8"	5/8"
<b>&gt; Working range</b>			
Outdoor ambient temperature for DHW min. / max.	°C	-25 / 43	-25 / 43
Outdoor ambient temperature for heating min. / max.	°C	-25 / 35	-25 / 35
Outdoor ambient temperature for cooling min. / max.	°C	-5 / 43	-5 / 43

**Supplementary charge:** The initial charging is valid for the first 15 m (liquid line). For greater distances, a supplementary charge of 0.020 kg/m is required per each additional metre for models 4/6, and 0.038 kg/m per each additional metre for models 8/10/12/14/16.

**(\*):** The power supply for indoor units is single-phase 220-240 V/1/50 Hz.





KEYMARK

SMART GRID  
READYR-32  
REFRIGERANTDOMESTIC HOT  
WATERCOOLING AND  
HEATINGCOMPATIBLE  
WITH AIRZONE

Wi-Fi



MODBUS

CONFIGURATION  
VIA USB PORT

Set model		KHPIS-BI 14T PRO XL	KHPIS-BI 16T PRO XL
<b>&gt; Set</b>			
Heating capacity / COP (A+7°C / W+35°C)	kW	14.50 / 4.70	16.0 / 4.5
Consumption (A+7 °C / W+35 °C)	W	3085	3556
Heating capacity / COP (A+7°C / W+55°C)	kW	13.80 / 3.00	16.0 / 2.9
Consumption (A+7 °C / W+55 °C)	W	4600	5517
Heating capacity / COP (A-7°C / W+35°C)	kW	12.00 / 2.85	13.10 / 2.70
Consumption (A-7 °C / W+35 °C)	W	4211	4852
Heating capacity / COP (A-7°C / W+55°C)	kW	11.00 / 2.05	12.50 / 2.00
Consumption (A-7 °C / W+55 °C)	W	5366	6250
Cooling capacity / EER (A+35°C / W+18°C)	kW	13.50 / 3.60	14.9 / 3.4
Consumption (A+35 °C / W+18 °C)	W	3750	4382
Cooling capacity / EER (A+35°C / W+7°C)	kW	12.70 / 2.55	14 / 2.45
Consumption (A+35 °C / W+7 °C)	W	4980	5714
Average heating climate (W+35°C / W+55°C). Energy class		A+++ / A++	A+++ / A++
Average heating climate (W+35°C / W+55°C). $\eta_s$	%	186 / 136	182 / 133
Average heating climate (W+35°C / W+55°C). SCOP		4.72 / 3.47	4.62 / 3.41
Warm heating climate (W+35°C / W+55°C). $\eta_s$	%	260 / 176	248 / 176
Warm heating climate (W+35°C / W+55°C). SCOP		6.63 / 4.48	6.33 / 4.47
Cold heating climate (W+35°C / W+55°C). $\eta_s$	%	160 / 119	158 / 122
Cold heating climate (W+35°C / W+55°C). SCOP		4.06 / 3.05	4.02 / 3.12
Chilling efficiency (W+7°C / W+18°C). Keymark certification. $\eta_{s,c}$	%	190 / 271	184 / 265
Chilling efficiency (W+7°C / W+18°C). Keymark certification. SEER		4.83 / 6.85	4.67 / 6.71
Average climate in DHW. Keymark certification. Energy class / Thread		A+ / XL	A+ / XL
Average climate in DHW. Keymark certification. SCOP,ACS		3	3
Average climate in DHW. Keymark certification. $\eta_{s,ACS}$	%	123	123
<b>&gt; Indoor unit</b>			
		<b>KHPI-BI-16VR2XL</b>	<b>KHPI-BI-16VR2XL</b>
Width / Height / Depth	mm	600 / 1943 / 600	600 / 1943 / 600
Net weight	kg	155	155
Tank capacity	l	240	240
Power supply	V/ph/Hz	220-240 / 1 / 50	220-240 / 1 / 50
Max. intensity	A	14.3	14.3
Circuit breaker		C16	C16
Sound pressure rated	dB(A)	24	25
Sound power	dB(A)	42	44
Minimum water volume	l	60	60
Nominal flow rate	m <sup>3</sup> /h	2.50	2.95
Backup electrical resistor	kW	3	3
Maximum pump pressure available	mH <sub>2</sub> O	8.5	8.5
Expansion vessel	l	8	8
Water pipe connections	inch	1" / 3/4"	1" / 3/4"
Water outlet temperature; DHW min. / max.	°C	30 / 65	30 / 65
Water outlet temperature; Heating min. / max.	°C	25 / 65	25 / 65
Water outlet temperature; Cooling min. / max.	°C	5 / 25	5 / 25
<b>&gt; Outdoor unit</b>			
		<b>KHP-BI 14T DVR2</b>	<b>KHP-BI 16T DVR2</b>
Width / Height / Depth	mm	1118 / 865 / 523	1118 / 865 / 523
Net weight	kg	112	112
Power supply	V/ph/Hz	380-415 / 3 / 50	380-415 / 3 / 50
Max. intensity	A	14	14
Circuit breaker	A	D16	D16
Communication wiring	mm <sup>2</sup>	3x1	3x1
Sound pressure	dB(A)	51	55
Sound power	dB(A)	65	68
Type of refrigerant		R-32	R-32
GWP		675	675
Refrigerant charge	kg	1.84	1.84
t CO <sub>2,eq</sub>	tCO <sub>2</sub>	1.2	1.2
Meters of pre-charge, outdoor unit	m	15	15
Additional refrigerant charge, outdoor unit	kg/m	0.038	0.038
Max. total distance	m	50	50
Max. vertical distance	m	30	30
Liquid pipe	inch	3/8"	3/8"
Gas pipe	inch	5/8"	5/8"
<b>&gt; Working range</b>			
Outdoor ambient temperature for DHW min. / max.	°C	-25 / 43	-25 / 43
Outdoor ambient temperature for heating min. / max.	°C	-25 / 35	-25 / 35
Outdoor ambient temperature for cooling min. / max.	°C	-5 / 43	-5 / 43

**Supplementary charge:** The initial charging is valid for the first 15 m (liquid line). For greater distances, a supplementary charge of 0.020 kg/m is required per each additional metre for models 4/6, and 0.038 kg/m per each additional metre for models 8/10/12/14/16.

(\*) The power supply for indoor units is single-phase 220-240 V/1/50 Hz.



# Aquantia KHPMS-BI PRO



The KHPMS-BI PRO assembly is the modular multitask solution from the Aquantia PRO range that provides thermal comfort in small and medium apartments. The wired control included with the indoor unit allows the user to enjoy a pleasant, intuitive experience capable of satisfying all manner of needs and zoning.



## Characteristics

- Full DC Inverter technology, with both the compressor and fans using inverter technology for maximum efficiency
- Equipped with built-in WiFi connectivity for control via the NetHome app
- Integrated management of the necessary components for two hydraulic zones, without the need for additional modules
- Certified by Keymark
- Supply temperature of up to 65°C







KEYMARK

SMART GRID  
READYR-32  
REFRIGERANTDOMESTIC HOT  
WATERCOOLING AND  
HEATINGCOMPATIBLE  
WITH AIRZONE

Wi-Fi



MODBUS

CONFIGURATION  
VIA USB PORT

Set model		KHPMS-BI 4 PRO	KHPMS-BI 6 PRO	KHPMS-BI 8 PRO
<b>&gt; Set</b>				
Heating capacity / COP (A+7°C / W+35°C)	kW	4.25 / 5.2	6.2 / 5	8.3 / 5.2
Consumption (A+7 °C / W+35 °C)	W	817	1240	1596
Heating capacity / COP (A+7°C / W+55°C)	kW	4.4 / 2.95	6 / 3	7.5 / 3.18
Consumption (A+7 °C / W+55 °C)	W	1492	2000	2358
Heating capacity / COP (A-7°C / W+35°C)	kW	4.7 / 3.1	6 / 3	7 / 3.2
Consumption (A-7 °C / W+35 °C)	W	1516	2000	2188
Heating capacity / COP (A-7°C / W+55°C)	kW	4 / 1.95	5.15 / 2	6.15 / 2.05
Consumption (A-7 °C / W+55 °C)	W	2051	2575	3000
Cooling capacity / EER (A+35°C / W+18°C)	kW	4.5 / 0.81	6.55 / 1.34	8.4 / 1.66
Consumption (A+35 °C / W+18 °C)	W	811	1337	1663
Cooling capacity / EER (A+35°C / W+7°C)	kW	4.7 / 3.45	7 / 3	7.4 / 3.38
Consumption (A+35 °C / W+7 °C)	W	1362	2333	2189
Average heating climate (W+35°C / W+55°C). Energy class		A+++ / A++	A+++ / A++	A+++ / A++
Average heating climate (W+35°C / W+55°C). $\eta_{s}$	%	191 / 130	195 / 138	206 / 132
Average heating climate (W+35°C / W+55°C). SCOP		4.85 / 3.31	4.95 / 3.52	5.22 / 3.36
Warm heating climate (W+35°C / W+55°C). $\eta_{s}$	%	255 / 162	260 / 165	277 / 177
Warm heating climate (W+35°C / W+55°C). SCOP		6.46 / 4.14	6.57 / 4.19	6.99 / 4.5
Cold heating climate (W+35°C / W+55°C). $\eta_{s}$	%	160 / 102	165 / 111	170 / 112
Cold heating climate (W+35°C / W+55°C). SCOP		4.06 / 2.63	4.21 / 2.85	4.33 / 2.88
Chilling efficiency (W+7°C / W+18°C). Keymark certification. $\eta_{s,c}$	%	197 / 308	211 / 325	230 / 355
Chilling efficiency (W+7°C / W+18°C). Keymark certification. SEER		4.99 / 7.77	5.34 / 8.21	5.83 / 8.95
<b>&gt; Indoor unit</b>				
		<b>KHPM-BI 6 DVR2</b>	<b>KHPM-BI 6 DVR2</b>	<b>KHPM-BI 10 DVR2</b>
Width / Height / Depth	mm	420 / 790 / 270	420 / 790 / 270	420 / 790 / 270
Net weight	kg	37	37	37
Power supply	V/ph/Hz	220-240 / 1 / 50	220-240 / 1 / 50	220-240 / 1 / 50
Max. intensity	A	14.3	14.3	14.3
Circuit breaker		C16	C16	C16
Sound pressure rated	dB(A)	28	28	30
Sound power	dB(A)	38	38	38
Minimum water volume	l	40	40	40
Nominal flow rate	m <sup>3</sup> /h	0.7	0.95	1.40
Backup electrical resistor	kW	3	3	3
Maximum pump pressure available	mH <sub>2</sub> O	8.5	8.5	8.5
Expansion vessel	l	8	8	8
Water pipe connections	inch	1"	1"	1"
Water outlet temperature; DHW min. / max.	°C	30 / 65	30 / 65	30 / 65
Water outlet temperature; Heating min. / max.	°C	25 / 65	25 / 65	25 / 65
Water outlet temperature; Cooling min. / max.	°C	5 / 25	5 / 25	5 / 25
<b>&gt; Outdoor unit</b>				
		<b>KHP-BI 4 DVR2</b>	<b>KHP-BI 6 DVR2</b>	<b>KHP-BI 8 DVR2</b>
Width / Height / Depth	mm	1008 / 712 / 426	1008 / 712 / 426	1118 / 865 / 523
Net weight	kg	60	58	77
Power supply	V/ph/Hz	220-240 / 1 / 50	220-240 / 1 / 50	220-240 / 1 / 50
Max. intensity	A	18	18	19
Circuit breaker	A	D20	D20	D20
Communication wiring	mm <sup>2</sup>	3x1	3x1	3x1
Sound pressure	dB(A)	44	45	46
Sound power	dB(A)	56	58	59
Type of refrigerant		R-32	R-32	R-32
GWP		675	675	675
Refrigerant charge	kg	1.5	1.5	1.65
t CO <sub>2</sub> eq	tCO <sub>2</sub>	1.0	1.0	1.1
Meters of pre-charge, outdoor unit	m	15	15	15
Additional refrigerant charge, outdoor unit	kg/m	0.02	0.02	0.038
Max. total distance	m	50	50	50
Max. vertical distance	m	30	30	30
Liquid pipe	inch	1/4"	1/4"	3/8"
Gas pipe	inch	5/8"	5/8"	5/8"
<b>&gt; Working range</b>				
Outdoor ambient temperature for DHW min. / max.	°C	-25 / 43	-25 / 43	-25 / 43
Outdoor ambient temperature for heating min. / max.	°C	-25 / 35	-25 / 35	-25 / 35
Outdoor ambient temperature for cooling min. / max.	°C	-5 / 43	-5 / 43	-5 / 43

**Supplementary charge:** The initial charging is valid for the first 15 m (liquid line). For greater distances, a supplementary charge of 0.020 kg/m is required per each additional metre for models 4/6, and 0.038 kg/m per each additional metre for models 8/10/12/14/16.

(\*) The power supply for indoor units is single-phase 220-240 V/1/50 Hz.



# Aquantia KHPMS-BI PRO

Set model		KHPMS-BI 10 PRO	KHPMS-BI 12 PRO	KHPMS-BI 14 PRO
<b>&gt; Set</b>				
Heating capacity / COP (A+7°C / W+35°C)	kW	10 / 5	12.1 / 4.95	14.5 / 4.7
Consumption (A+7 °C / W+35 °C)	W	2000	2444	3085
Heating capacity / COP (A+7°C / W+55°C)	kW	9.5 / 3.1	12 / 3.1	13.8 / 3
Consumption (A+7 °C / W+55 °C)	W	3065	3871	4600
Heating capacity / COP (A-7°C / W+35°C)	kW	8 / 3.05	10 / 3	12 / 2.85
Consumption (A-7 °C / W+35 °C)	W	2623	3333	4211
Heating capacity / COP (A-7°C / W+55°C)	kW	6.85 / 2	9.8 / 2.05	11 / 2.05
Consumption (A-7 °C / W+55 °C)	W	3425	4780	5366
Cooling capacity / EER (A+35°C / W+18°C)	kW	10 / 2.08	12 / 4	13.5 / 3.6
Consumption (A+35 °C / W+18 °C)	W	2083	3000	3750
Cooling capacity / EER (A+35°C / W+7°C)	kW	8.2 / 3.3	11.6 / 2.75	12.7 / 2.55
Consumption (A+35 °C / W+7 °C)	W	2485	4218	4980
Average heating climate (W+35°C / W+55°C). Energy class		A+++ / A++	A+++ / A++	A+++ / A++
Average heating climate (W+35°C / W+55°C). $\eta_s$	%	205 / 137	189 / 135	186 / 136
Average heating climate (W+35°C / W+55°C). SCOP		5.2 / 3.49	4.81 / 3.45	4.72 / 3.47
Warm heating climate (W+35°C / W+55°C). $\eta_s$	%	281 / 180	256 / 174	260 / 175
Warm heating climate (W+35°C / W+55°C). SCOP		7.09 / 4.58	6.48 / 4.43	6.58 / 4.45
Cold heating climate (W+35°C / W+55°C). $\eta_s$	%	170 / 116	160 / 118	160 / 119
Cold heating climate (W+35°C / W+55°C). SCOP		4.32 / 2.99	4.08 / 3.02	4.07 / 3.05
Chilling efficiency (W+7°C / W+18°C). Keymark certification. $\eta_{s,c}$	%	236 / 348	192 / 281	191 / 273
Chilling efficiency (W+7°C / W+18°C). Keymark certification. SEER		5.98 / 8.78	4.89 / 7.1	4.86 / 6.9
<b>&gt; Indoor unit</b>		<b>KHPM-BI 10 DVR2</b>	<b>KHPM-BI 16 DVR2</b>	<b>KHPM-BI 16 DVR2</b>
Width / Height / Depth	mm	420 / 790 / 270	420 / 790 / 270	420 / 790 / 270
Net weight	kg	37	39	39
Power supply	V/ph/Hz	220-240 / 1 / 50	220-240 / 1 / 50	220-240 / 1 / 50
Max. intensity	A	14.3	14.3	14.3
Circuit breaker		C16	C16	C16
Sound pressure rated	dB(A)	30	32	32
Sound power	dB(A)	38	44	44
Minimum water volume	l	40	60	60
Nominal flow rate	m <sup>3</sup> /h	1.70	2.10	2.50
Backup electrical resistor	kW	3	3	3
Maximum pump pressure available	mH <sub>2</sub> O	8.5	8.5	8.5
Expansion vessel	l	8	8	8
Water pipe connections	inch	1"	1"	1"
Water outlet temperature; DHW min. / max.	°C	30 / 65	30 / 65	30 / 65
Water outlet temperature; Heating min. / max.	°C	25 / 65	25 / 65	25 / 65
Water outlet temperature; Cooling min. / max.	°C	5 / 25	5 / 25	5 / 25
<b>&gt; Outdoor unit</b>		<b>KHP-BI 10 DVR2</b>	<b>KHP-BI 12 DVR2</b>	<b>KHP-BI 14 DVR2</b>
Width / Height / Depth	mm	1118 / 865 / 523	1118 / 865 / 523	1118 / 865 / 523
Net weight	kg	77	96	96
Power supply	V/ph/Hz	220-240 / 1 / 50	220-240 / 1 / 50	220-240 / 1 / 50
Max. intensity	A	19	30	30
Circuit breaker	A	D20	D32	D32
Communication wiring	mm <sup>2</sup>	3x1	3x1	3x1
Sound pressure	dB(A)	49	50	51
Sound power	dB(A)	60	64	65
Type of refrigerant		R-32	R-32	R-32
GWP		675	675	675
Refrigerant charge	kg	1.65	1.84	1.84
t CO <sub>2</sub> eq	tCO <sub>2</sub>	1.1	1.2	1.2
Meters of pre-charge, outdoor unit	m	15	15	15
Additional refrigerant charge, outdoor unit	kg/m	0.038	0.038	0.038
Max. total distance	m	50	50	50
Max. vertical distance	m	30	30	30
Liquid pipe	inch	3/8"	3/8"	3/8"
Gas pipe	inch	5/8"	5/8"	5/8"
<b>&gt; Working range</b>				
Outdoor ambient temperature for DHW min. / max.	°C	-25 / 43	-25 / 43	-25 / 43
Outdoor ambient temperature for heating min. / max.	°C	-25 / 35	-25 / 35	-25 / 35
Outdoor ambient temperature for cooling min. / max.	°C	-5 / 43	-5 / 43	-5 / 43

**Supplementary charge:** The initial charging is valid for the first 15 m (liquid line). For greater distances, a supplementary charge of 0.020 kg/m is required per each additional metre for models 4/6, and 0.038 kg/m per each additional metre for models 8/10/12/14/16.

(\*): The power supply for indoor units is single-phase 220-240 V/1/50 Hz.





KEYMARK

SMART GRID  
READYR-32  
REFRIGERANTDOMESTIC HOT  
WATERCOOLING AND  
HEATINGCOMPATIBLE  
WITH AIRZONE

Wi-Fi



MODBUS

CONFIGURATION  
VIA USB PORT

Set model		KHPMS-BI 16 PRO	KHPMS-BI 14T PRO	KHPMS-BI 16T PRO
<b>&gt; Set</b>				
Heating capacity / COP (A+7°C / W+35°C)	kW	16 / 4.5	14.5 / 4.7	16 / 4.5
Consumption (A+7 °C / W+35 °C)	W	3556	3085	3556
Heating capacity / COP (A+7°C / W+55°C)	kW	16 / 2.9	13.8 / 3	16 / 2.9
Consumption (A+7 °C / W+55 °C)	W	5517	4600	5517
Heating capacity / COP (A-7°C / W+35°C)	kW	13.1 / 2.7	12 / 2.8	13.3 / 2.7
Consumption (A-7 °C / W+35 °C)	W	4852	4211	4852
Heating capacity / COP (A-7°C / W+55°C)	kW	12.5 / 2	11 / 2.05	12.5 / 2.02
Consumption (A-7 °C / W+55 °C)	W	6250	5366	6250
Cooling capacity / EER (A+35°C / W+18°C)	kW	14.9 / 3.4	13.5 / 3.6	14.9 / 3.4
Consumption (A+35 °C / W+18 °C)	W	4382	3750	4382
Cooling capacity / EER (A+35°C / W+7°C)	kW	14 / 2.45	12.7 / 2.55	14 / 2.45
Consumption (A+35 °C / W+7 °C)	W	5714	4980	5714
Average heating climate (W+35°C / W+55°C). Energy class		A+++ / A++	A+++ / A++	A+++ / A++
Average heating climate (W+35°C / W+55°C). $\eta_{s}$	%	182 / 133	186 / 136	182 / 133
Average heating climate (W+35°C / W+55°C). SCOP		4.62 / 3.41	4.72 / 3.47	4.62 / 3.41
Warm heating climate (W+35°C / W+55°C). $\eta_{s}$	%	249 / 176	260 / 175	248 / 176
Warm heating climate (W+35°C / W+55°C). SCOP		6.29 / 4.48	6.57 / 4.44	6.28 / 4.47
Cold heating climate (W+35°C / W+55°C). $\eta_{s}$	%	158 / 122	160 / 119	158 / 122
Cold heating climate (W+35°C / W+55°C). SCOP		4.02 / 3.12	4.07 / 3.02	4.02 / 3.12
Chilling efficiency (W+7°C / W+18°C). Keymark certification. $\eta_{s,c}$	%	184 / 267	190 / 271	184 / 265
Chilling efficiency (W+7°C / W+18°C). Keymark certification. SEER		4.69 / 6.75	4.83 / 6.85	4.67 / 6.71
<b>&gt; Indoor unit</b>				
		<b>KHPM-BI 16 DVR2</b>	<b>KHPM-BI 16 DVR2</b>	<b>KHPM-BI 16 DVR2</b>
Width / Height / Depth	mm	420 / 790 / 270	420 / 790 / 270	420 / 790 / 270
Net weight	kg	39	39	39
Power supply	V/ph/Hz	220-240 / 1 / 50	220-240 / 1 / 50	220-240 / 1 / 50
Max. intensity	A	14.3	14.3	14.3
Circuit breaker		C16	C16	C16
Sound pressure rated	dB(A)	32	32	32
Sound power	dB(A)	44	44	44
Minimum water volume	l	60	60	60
Nominal flow rate	m <sup>3</sup> /h	2.95	2.50	2.95
Backup electrical resistor	kW	3	3	3
Maximum pump pressure available	mH <sub>2</sub> O	8.5	8.5	8.5
Expansion vessel	l	8	8	8
Water pipe connections	inch	1"	1"	1"
Water outlet temperature; DHW min. / max.	°C	30 / 65	30 / 65	30 / 65
Water outlet temperature; Heating min. / max.	°C	25 / 65	25 / 65	25 / 65
Water outlet temperature; Cooling min. / max.	°C	5 / 25	5 / 25	5 / 25
<b>&gt; Outdoor unit</b>				
		<b>KHP-BI 16 DVR2</b>	<b>KHP-BI 14 DTR2</b>	<b>KHP-BI 16 DTR2</b>
Width / Height / Depth	mm	1118 / 865 / 523	1118 / 865 / 523	1118 / 865 / 523
Net weight	kg	96	112	112
Power supply	V/ph/Hz	220-240 / 1 / 50	380-415 / 3 / 50	380-415 / 3 / 50
Max. intensity	A	30	14	14
Circuit breaker	A	D32	D16	D16
Communication wiring	mm <sup>2</sup>	3x1	3x1	3x1
Sound pressure	dB(A)	51	55	55
Sound power	dB(A)	68	65	68
Type of refrigerant		R-32	R-32	R-32
GWP		675	675	675
Refrigerant charge	kg	1.84	1.84	1.84
t CO <sub>2</sub> eq	tCO <sub>2</sub>	1.2	1.2	1.2
Meters of pre-charge, outdoor unit	m	15	15	15
Additional refrigerant charge, outdoor unit	kg/m	0.038	0.038	0.038
Max. total distance	m	50	50	50
Max. vertical distance	m	30	30	30
Liquid pipe	inch	3/8"	3/8"	3/8"
Gas pipe	inch	5/8"	5/8"	5/8"
<b>&gt; Working range</b>				
Outdoor ambient temperature for DHW min. / max.	°C	-25 / 43	-25 / 43	-25 / 43
Outdoor ambient temperature for heating min. / max.	°C	-25 / 35	-25 / 35	-25 / 35
Outdoor ambient temperature for cooling min. / max.	°C	-5 / 43	-5 / 43	-5 / 43

**Supplementary charge:** The initial charging is valid for the first 15 m (liquid line). For greater distances, a supplementary charge of 0.020 kg/m is required per each additional metre for models 4/6, and 0.038 kg/m per each additional metre for models 8/10/12/14/16.

(\*) The power supply for indoor units is single-phase 220-240 V/1/50 Hz.



# Aquantia KHPS-MO



The KHPS-MO PRO is the Kaysun range's compact multitasking solution that provides thermal comfort in medium and large-sized spaces. The included wired control allows the user to enjoy a pleasant, intuitive experience that is able to satisfy all types of zoning needs.



## Characteristics

- Full DC Inverter technology, with both the compressor and fans using inverter technology for maximum efficiency
- Equipped with built-in WiFi connectivity for control via the SmartHome app
- Integrated management of the necessary components for two hydraulic zones, without the need for additional modules
- Certified by Keymark
- Cascade connection of up to 6 units without the need for an additional module
- Supply temperature of up to 65°C



KCTAQ-02  
**Included as standard,  
with built-in Modbus  
gateway**





Set model		KHPS-MO 4 PRO	KHPS-MO 6 PRO	KHPS-MO 8 PRO	KHPS-MO 10 PRO	KHPS-MO 12 PRO
<b>&gt; Set</b>						
Heating capacity / COP (A+7°C / W+35°C)	kW	4.2 / 5.1	6.35 / 4.95	8.4 / 5.15	10 / 4.95	12.1 / 4.95
Consumption (A+7 °C / W+35 °C)	W	824	1283	1631	2020	7698
Heating capacity / COP (A+7°C / W+55°C)	kW	4.4 / 2.95	6 / 2.95	7.5 / 3.18	9.5 / 3.1	11.9 / 3.05
Consumption (A+7 °C / W+55 °C)	W	1492	2034	2358	3065	13043
Heating capacity / COP (A-7°C / W+35°C)	kW	4.7 / 3.1	6 / 3	7 / 3.2	8 / 3.05	10 / 3
Consumption (A-7 °C / W+35 °C)	W	1516	2000	2188	2623	9388
Heating capacity / COP (A-7°C / W+55°C)	kW	4 / 1.95	5.15 / 2	6.15 / 2.05	6.85 / 2	9.8 / 2.05
Consumption (A-7 °C / W+55 °C)	W	2051	2575	3000	3425	12331
Cooling capacity / EER (A+35°C / W+18°C)	kW	4.5 / 5.5	6.5 / 4.8	8.3 / 5.05	9.9 / 4.55	12 / 3.95
Consumption (A+35 °C / W+18 °C)	W	818	1354	1644	2176	7750
Cooling capacity / EER (A+35°C / W+7°C)	kW	4.7 / 3.45	7 / 3	7.45 / 3.35	8.2 / 3.25	11.5 / 2.75
Consumption (A+35 °C / W+7 °C)	W	1362	2333	2224	2523	11569
Average heating climate (W+35°C / W+55°C). Energy class		A+++ / A++	A+++ / A++	A+++ / A++	A+++ / A++	A+++ / A++
Average heating climate (W+35°C / W+55°C). $\eta_s$	%	191 / 130	195 / 138	206 / 132	205 / 136	189 / 135
Average heating climate (W+35°C / W+55°C). SCOP		4.85 / 3.31	4.95 / 3.52	5.22 / 3.37	5.2 / 3.47	4.81 / 3.45
Warm heating climate (W+35°C / W+55°C). $\eta_s$	%	255 / 163	260 / 165	277 / 177	281 / 182	256 / 174
Warm heating climate (W+35°C / W+55°C). SCOP		6.46 / 4.15	6.57 / 4.21	6.99 / 4.51	7.09 / 4.62	6.48 / 4.43
Cold heating climate (W+35°C / W+55°C). $\eta_s$	%	160 / 102	165 / 111	170 / 112	170 / 117	160 / 118
Cold heating climate (W+35°C / W+55°C). SCOP		4.06 / 2.63	4.21 / 2.85	4.33 / 2.88	4.32 / 2.99	4.08 / 3.02
Chilling efficiency (W+7°C / W+18°C). Keymark certification. $\eta_{s,c}$	%	197 / 308	211 / 325	230 / 355	236 / 348	192 / 281
Chilling efficiency (W+7°C / W+18°C). Keymark certification. SEER		4.99 / 7.77	5.34 / 8.21	5.83 / 8.95	5.98 / 8.78	4.89 / 7.1
<b>&gt; Outdoor unit</b>		<b>KHP-MO 4 DVR2</b>	<b>KHP-MO 6 DVR2</b>	<b>KHP-MO 8 DVR2</b>	<b>KHP-MO 10 DVR2</b>	<b>KHP-MO 14 DVR2</b>
Width / Height / Depth	mm	1295 / 792 / 429	1295 / 792 / 429	1385 / 945 / 526	1385 / 945 / 526	1385 / 945 / 526
Net weight	kg	98	86	132	132	155
Power supply	V/ph/Hz	220-240 / 1 / 50	220-240 / 1 / 50	220-240 / 1 / 50	220-240 / 1 / 50	220-240 / 1 / 50
Max. intensity	A	31	31	32	32	43
Circuit breaker	A	D32	D32	D32	D32	D45
Sound pressure	dB(A)	58	47.5	48.5	50.5	53
Sound power	dB(A)	55	58	59	60	65
Type of refrigerant		R-32	R-32	R-32	R-32	R-32
GWP		675	675	675	675	675
Refrigerant charge	kg	1.4	1.4	1.4	1.4	1.75
t CO <sub>2</sub> eq	tCO <sub>2</sub>	0.95	1.18	0.95	0.95	1.18
Minimum water volume	l	40	40	40	40	60
Nominal flow rate	m <sup>3</sup> /h	0.7	0.95	1.40	1.70	2.10
Electrical heater support	W	3000	3000	3000	3000	3000
Water pump pressure	mH <sub>2</sub> O	8.5	8.5	8.5	8.5	8.5
Expansion vessel	l	8	8	8	8	8
Water pipe connections	inch	1"	1"	1 1/4"	1 1/4"	1 1/4"
<b>&gt; Working range</b>						
Outdoor ambient temperature for DHW min. / max.	°C	-25 / 43	-25 / 43	-25 / 43	-25 / 43	-25 / 43
Outdoor ambient temperature for heating min. / max.	°C	-25 / 35	-25 / 35	-25 / 35	-25 / 35	-25 / 35
Outdoor ambient temperature for cooling min. / max.	°C	-5 / 43	-5 / 43	-5 / 43	-5 / 43	-5 / 43
Leaving water temperature; min. / max. DHW	°C	40 / 65	40 / 65	40 / 65	40 / 65	40 / 65
Leaving water temperature; min. / max. heating	°C	25 / 65	25 / 65	25 / 65	25 / 65	25 / 65
Leaving water temperature; min. / max. cooling	°C	5 / 25	5 / 25	5 / 25	5 / 25	5 / 25



# Aquantia KHPS-MO

Set model		KHPS-MO 14 PRO	KHPS-MO 16 PRO	KHPS-MO 12T PRO	KHPS-MO 14T PRO	KHPS-MO 16T PRO
<b>&gt; Set</b>						
Heating capacity / COP (A+7°C / W+35°C)	kW	14.5 / 4.6	15.9 / 4.5	12.1 / 4.95	14.5 / 4.6	15.9 / 4.5
Consumption (A+7 °C / W+35 °C)	W	3152	3533	2444	3152	3533
Heating capacity / COP (A+7°C / W+55°C)	kW	13.8 / 2.95	16 / 2.85	11.9 / 3.05	13.8 / 2.95	16 / 2.85
Consumption (A+7 °C / W+55 °C)	W	4678	5614	3902	4678	5614
Heating capacity / COP (A-7°C / W+35°C)	kW	12 / 2.85	13.1 / 2.7	10 / 3	12 / 2.85	13.1 / 2.7
Consumption (A-7 °C / W+35 °C)	W	4211	4852	3333	4211	4852
Heating capacity / COP (A-7°C / W+55°C)	kW	11 / 2.05	12.5 / 2	9.8 / 2.05	11 / 2.05	12.5 / 2
Consumption (A-7 °C / W+55 °C)	W	5366	6250	4780	5366	6250
Cooling capacity / EER (A+35°C / W+18°C)	kW	13.5 / 3.6	14.9 / 3.4	12 / 3.95	13.5 / 3.6	14.9 / 3.4
Consumption (A+35 °C / W+18 °C)	W	3750	4382	3038	3750	4382
Cooling capacity / EER (A+35°C / W+7°C)	kW	12.4 / 2.5	14 / 2.5	11.5 / 2.75	12.4 / 2.5	14 / 2.5
Consumption (A+35 °C / W+7 °C)	W	4960	5600	4182	4960	5600
Average heating climate (W+35°C / W+55°C). Energy class		A+++ / A++	A+++ / A++	A+++ / A++	A+++ / A++	A+++ / A++
Average heating climate (W+35°C / W+55°C). $\eta_s$	%	186 / 136	182 / 133	189 / 135	186 / 136	182 / 133
Average heating climate (W+35°C / W+55°C). SCOP		4.72 / 3.47	4.62 / 3.41	4.81 / 3.45	4.72 / 3.47	4.62 / 3.41
Warm heating climate (W+35°C / W+55°C). $\eta_s$	%	260 / 177	249 / 176	256 / 174	260 / 176	248 / 176
Warm heating climate (W+35°C / W+55°C). SCOP		6.58 / 4.49	6.29 / 4.48	6.49 / 4.42	6.57 / 4.49	6.28 / 4.47
Cold heating climate (W+35°C / W+55°C). $\eta_s$	%	160 / 119	158 / 122	160 / 118	160 / 119	158 / 122
Cold heating climate (W+35°C / W+55°C). SCOP		4.07 / 3.05	4.02 / 3.12	4.08 / 3.02	4.07 / 3.05	4.02 / 3.12
Chilling efficiency (W+7°C / W+18°C). Keymark certification. $\eta_{s,c}$	%	191 / 273	184 / 267	191 / 279	190 / 271	184 / 265
Chilling efficiency (W+7°C / W+18°C). Keymark certification. SEER		4.86 / 6.9	4.69 / 6.75	4.86 / 7.04	4.83 / 6.85	4.67 / 6.71
<b>&gt; Outdoor unit</b>						
		<b>KHP-MO 14 DVR2</b>	<b>KHP-MO 16 DVR2</b>	<b>KHP-MO 12 DTR2</b>	<b>KHP-MO 14 DTR2</b>	<b>KHP-MO 16 DTR2</b>
Width / Height / Depth	mm	1385 / 945 / 526	1385 / 945 / 526	1385 / 945 / 526	1385 / 945 / 526	1385 / 945 / 526
Net weight	kg	155	155	172	172	172
Power supply	V/ph/Hz	220-240 / 1 / 50	220-240 / 1 / 50	380-415 / 3 / 50	380-415 / 3 / 50	380-415 / 3 / 50
Max. intensity	A	43	43	27	27	27
Circuit breaker	A	D45	D45	D32	D32	D32
Sound pressure	dB(A)	53.5	57.5	53.5	54	58
Sound power	dB(A)	65	68	65	65	68
Type of refrigerant		R-32	R-32	R-32	R-32	R-32
GWP		675	675	675	675	675
Refrigerant charge	kg	1.75	1.75	1.75	1.75	1.75
t CO <sub>2</sub> eq	tCO <sub>2</sub>	1.18	1.18	1.18	1.18	1.18
Minimum water volume	l	60	60	60	60	60
Nominal flow rate	m <sup>3</sup> /h	2.50	2.95	2.10	2.50	2.95
Electrical heater support	W	3000	3000	Adjustable 9000/6000/3000	Adjustable 9000/6000/3000	Adjustable 9000/6000/3000
Water pump pressure	mH <sub>2</sub> O	8.5	8.5	8.5	8.5	8.5
Expansion vessel	l	8	8	8	8	8
Water pipe connections	inch	1 1/4"	1 1/4"	1 1/4"	1 1/4"	1 1/4"
<b>&gt; Working range</b>						
Outdoor ambient temperature for DHW min. / max.	°C	-25 / 43	-25 / 43	-25 / 43	-25 / 43	-25 / 43
Outdoor ambient temperature for heating min. / max.	°C	-25 / 35	-25 / 35	-25 / 35	-25 / 35	-25 / 35
Outdoor ambient temperature for cooling min. / max.	°C	-5 / 43	-5 / 43	-5 / 43	-5 / 43	-5 / 43
Leaving water temperature; min. / max. DHW	°C	40 / 65	40 / 65	40 / 65	40 / 65	40 / 65
Leaving water temperature; min. / max. heating	°C	25 / 65	25 / 65	25 / 65	25 / 65	25 / 65
Leaving water temperature; min. / max. cooling	°C	5 / 25	5 / 25	5 / 25	5 / 25	5 / 25



# Aquantia KHPS-MO PRO HP



KEYMARK

SMART GRID  
READYR-32  
REFRIGERANTDOMESTIC HOT  
WATERCOOLING AND  
HEATINGCOMPATIBLE  
WITH AIRZONE

Wi-Fi



MODBUS



MODULAR



AQUATIX  
HEAT PUMPS RANGE

Set model		KHPS-MO 18 PRO HP	KHPS-MO 22 PRO HP	KHPS-MO 26 PRO HP	KHPS-MO 30 PRO HP
<b>&gt; Set</b>					
Heating capacity / COP (A+7°C / W+35°C)	kW	18.0 / 4.70	22.0 / 4.40	26.0 / 4.08	30.1 / 3.91
Consumption (A+7°C / W+35°C)	W	3830	5000	6373	7698
Heating capacity / COP (A+7°C / W+55°C)	kW	18.0 / 2.75	22.0 / 2.65	26.0 / 2.45	30.0 / 2.30
Consumption (A+7°C / W+55°C)	W	6545	8302	10612	13043
Heating capacity / COP (A-7°C / W+35°C)	kW	18.0 / 2.70	21.0 / 2.60	22.0 / 2.50	23.0 / 2.45
Consumption (A-7°C / W+35°C)	W	6667	8077	8800	9388
Heating capacity / COP (A-7°C / W+55°C)	kW	10.74 / 1.22	19.80 / 1.74	20.60 / 1.69	6.15 / 2.05
Consumption (A-7°C / W+55°C)	W	8803	11379	12189	12331
Cooling capacity / EER (A+35°C / W+18°C)	kW	18.5 / 4.75	23.0 / 4.60	27.0 / 4.30	31.0 / 4.00
Consumption (A+35°C / W+18°C)	W	3895	5000	6279	7750
Cooling capacity / EER (A+35°C / W+7°C)	kW	17.0 / 3.05	21.0 / 2.95	26.0 / 2.70	29.5 / 2.55
Consumption (A+35°C / W+7°C)	W	5574	7119	9630	11569
Average heating climate (W+35°C / W+55°C). Energy class		A+++ / A++	A+++ / A++	A+++ / A+	A++ / A+
Average heating climate (W+35°C / W+55°C). $\eta_{s}$	%	181 / 125	178 / 126	177 / 123	165 / 123
Average heating climate (W+35°C / W+55°C). SCOP		4.6 / 3.20	4.5 / 3.23	4.5 / 3.15	4.2 / 3.15
Warm heating climate (W+35°C / W+55°C). $\eta_{s}$	%	226 / 157	234 / 161	231 / 168	213 / 163
Warm heating climate (W+35°C / W+55°C). SCOP		5.73 / 4.00	5.93 / 4.10	5.85 / 4.28	5.4 / 4.15
Cold heating climate (W+35°C / W+55°C). $\eta_{s}$	%	146 / 97	146 / 102	143 / 101	138 / 100
Cold heating climate (W+35°C / W+55°C). SCOP		3.73 / 2.50	3.73 / 2.63	3.65 / 2.60	3.53 / 2.58
Chilling efficiency (W+7°C / W+18°C). Keymark certification. $\eta_{s,c}$	%	185 / 216	185 / 224	183 / 226	177 / 225
Chilling efficiency (W+7°C / W+18°C). Keymark certification. SEER		4.7 / 5.48	4.7 / 5.68	4.65 / 5.73	4.5 / 5.70
Water pipe connections	inch	1-1/4"	1-1/4"	1-1/4"	1-1/4"
<b>&gt; Outdoor unit</b>					
		<b>KHP-MO 18 DTR2</b>	<b>KHP-MO 22 DTR2</b>	<b>KHP-MO 26 DTR2</b>	<b>KHP-MO 30 DTR2</b>
Width / Height / Depth	mm	1129 / 1558 / 440	1129 / 1558 / 440	1129 / 1558 / 440	1129 / 1558 / 440
Net weight	kg	177	177	177	177
Power supply	V/ph/Hz	380-415 / 3 / 50	380-415 / 3 / 50	380-415 / 3 / 50	380-415 / 3 / 50
Max. intensity	A	18	21	24	28
Circuit breaker	A		D32	D32	D32
Communication wiring	mm <sup>2</sup>	2x1	2x1	2x1	2x1
Sound pressure	dB(A)	57.6	59.8	61.5	63.5
Sound power	dB(A)	71	73	75	77
Type of refrigerant		R-32	R-32	R-32	R-32
GWP		675	675	675	675
Refrigerant charge	kg	5	5	5	5
t CO <sub>2</sub> eq	tCO <sub>2</sub>	3.37	0.95	3.37	3.37
Minimum water volume	l	90	110	130	150
Nominal flow rate	m <sup>3</sup> /h	3.10	3.78	4.47	5.18
Electrical heater support	W	Not included	Not included	Not included	Not included
Water pump pressure	mH <sub>2</sub> O	12	12	12	12
Expansion vessel	l	8	8	8	8
Water pipe connections	inch	1 1/4"	1 1/4"	1 1/4"	1 1/4"
<b>&gt; Working range</b>					
Outdoor ambient temperature for DHW min. / max.	°C	-25 / 43	-25 / 43	-25 / 43	-25 / 43
Outdoor ambient temperature for heating min. / max.	°C	-25 / 35	-25 / 35	-25 / 35	-25 / 35
Outdoor ambient temperature for cooling min. / max.	°C	-5 / 46	-5 / 46	-5 / 46	-5 / 46
Leaving water temperature; min. / max. DHW	°C	40 / 60	40 / 60	40 / 60	40 / 60
Leaving water temperature; min. / max. heating	°C	25 / 60	25 / 60	25 / 60	25 / 60
Leaving water temperature; min. / max. cooling	°C	5 / 25	5 / 25	5 / 25	5 / 25



# Aquantia KHP-MO HT



The natural refrigerant R290 reduces its environmental impact compared to its predecessor. The new KHP-MO HT propane heat pump allows delivery temperatures of up to 75°C, increasing its installation and use possibilities. The operating range at extreme temperatures is guaranteed, reaching up to 55°C for DHW at -25°C and 75°C for heating at -10°C.



## Characteristics

- Full DC Inverter technology, with both the compressor and fans using inverter technology for maximum efficiency
- Equipped with built-in WiFi connectivity for control via the SmartHome app
- The R290 refrigerant reduces its environmental impact with a GWP of 3
- Integrated management of the necessary components for two hydraulic zones, without the need for additional modules
- Certified by Keymark
- Cascade connection of up to 6 units without the need for an additional module
- Supply temperature of up to 75°C



KCTAQ-03  
Standard





KEYMARK

SMART GRID  
READYR-290  
REFRIGERANTDOMESTIC HOT  
WATERDC INVERTER  
COMPRESSOR

Wi-Fi

MODBUS

ON/OFF  
CONTACT

MODULAR

Model		KHP-MO 4 DVP	KHP-MO 6 DVP	KHP-MO 8 DVP	KHP-MO 10 DVP
<b>&gt; Set</b>					
Heating capacity / COP (A+7°C / W+35°C)	kW	4.5 / 5.15	6.2 / 4.9	8.4 / 5	10 / 4.7
Consumption (A+7 °C / W+35 °C)	W	874	1265	1680	2128
Heating capacity / COP (A+7°C / W+55°C)	kW	4.6 / 3.2	6.2 / 3.1	7.8 / 3.2	9.5 / 3.05
Consumption (A+7 °C / W+55 °C)	W	1438	2000	2438	3115
Heating capacity / COP (A-7°C / W+35°C)	kW	4.5 / 3.1	5.9 / 2.95	7 / 3	8 / 2.85
Consumption (A-7 °C / W+35 °C)	W	1452	2000	2333	2807
Heating capacity / COP (A-7°C / W+55°C)	kW	4.7 / 2.2	5.2 / 2.15	6.9 / 2.15	7.4 / 2.1
Consumption (A-7 °C / W+55 °C)	W	2136	2419	3209	3524
Cooling capacity / EER (A+35°C / W+18°C)	kW	4.5 / 5.5	6.5 / 5.1	8.3 / 5.15	10 / 4.75
Consumption (A+35 °C / W+18 °C)	W	818	1275	1612	2105
Cooling capacity / EER (A+35°C / W+7°C)	kW	4.7 / 3.65	6.8 / 3.1	7.5 / 3.45	8.9 / 3.25
Consumption (A+35 °C / W+7 °C)	W	1288	2194	2174	2738
Average heating climate (W+35°C / W+55°C). Energy class		A+++ / A++	A+++ / A++	A+++ / A++	A+++ / A++
Average heating climate (W+35°C / W+55°C). $\eta_{s}$	%	204.8 / 149.7	193.5 / 149.7	200.7 / 148.7	180.6 / 139.9
Average heating climate (W+35°C / W+55°C). SCOP		5.2 / 3.82	4.91 / 3.82	5.09 / 3.79	4.59 / 3.57
Warm heating climate (W+35°C / W+55°C). $\eta_{s}$	%	235 / 170	242 / 179	259 / 184	281 / 188
Warm heating climate (W+35°C / W+55°C). SCOP		5.97 / 4.34	6.14 / 4.55	6.56 / 4.68	7.11 / 4.79
Cold heating climate (W+35°C / W+55°C). $\eta_{s}$	%	158 / 124	166 / 132	174 / 135	178 / 136
Cold heating climate (W+35°C / W+55°C). SCOP		4.03 / 3.18	4.24 / 3.38	4.44 / 3.46	4.54 / 3.49
Chilling efficiency (W+7°C / W+18°C). Keymark certification. $\eta_{s,c}$	%	231.4 / 322.6	209.8 / 263	206.2 / 251.4	201.8 / 263
Chilling efficiency (W+7°C / W+18°C). Keymark certification. SEER		5.86 / 8.14	5.32 / 6.65	5.23 / 6.36	5.12 / 6.65
Width / Height / Depth	mm	1295 / 718 / 429	1295 / 718 / 429	1385 / 865 / 526	1385 / 865 / 526
Net weight	kg	90	90	117	117
Power supply	V/ph/Hz	220-240 / 1 / 50	220-240 / 1 / 50	220-240 / 1 / 50	220-240 / 1 / 50
Max. intensity	A	12	13.5	16	17.5
Circuit breaker	A	D20	D20	D20	D20
Communication wiring	mm <sup>2</sup>	2x1	2x1	2x1	2x1
Sound pressure	dB(A)	48	46	44	56
Sound power	dB(A)	56	58	60	61
Type of refrigerant		R-290	R-290	R-290	R-290
GWP		3	3	3	3
Refrigerant charge	kg	0.7	0.7	1.1	1.1
t CO <sub>2</sub> eq	tCO <sub>2</sub>	0.00	0.00	0.00	0.00
Minimum water volume	l	40	40	40	40
Nominal flow rate	m <sup>3</sup> /h	0.7	0.95	1.40	1.70
Electrical heater support	W	3000	3000	3000	3000
Water pump pressure	mH <sub>2</sub> O	9	9	9	9
Expansion vessel	l	8	8	8	8
Water pipe connections	inch	1"	1"	1 1/4"	1 1/4"
<b>&gt; Working range</b>					
Outdoor ambient temperature for DHW min. / max.	°C	-25 / 46	-25 / 46	-25 / 46	-25 / 46
Outdoor ambient temperature for heating min. / max.	°C	-25 / 35	-25 / 35	-25 / 35	-25 / 35
Outdoor ambient temperature for cooling min. / max.	°C	-5 / 46	-5 / 46	-5 / 46	-5 / 46
Leaving water temperature; min. / max. DHW	°C	10 / 70	10 / 70	10 / 70	10 / 70
Leaving water temperature; min. / max. heating	°C	12 / 75	12 / 75	12 / 75	12 / 75
Leaving water temperature; min. / max. cooling	°C	5 / 30	5 / 30	5 / 30	5 / 30



# Aquantia KHP-MO HT

Model		KHP-MO 12 DVP	KHP-MO 14 DVP	KHP-MO 16 DVP
<b>&gt; Set</b>				
Heating capacity / COP (A+7°C / W+35°C)	kW	12 / 4.8	14 / 4.5	15 / 4.4
Consumption (A+7 °C / W+35 °C)	W	2500	3111	3409
Heating capacity / COP (A+7°C / W+55°C)	kW	12 / 3.1	14 / 3	15 / 2.85
Consumption (A+7 °C / W+55 °C)	W	3871	4667	5263
Heating capacity / COP (A-7°C / W+35°C)	kW	10 / 2.8	11.5 / 2.7	12.7 / 2.5
Consumption (A-7 °C / W+35 °C)	W	3571	4259	5080
Heating capacity / COP (A-7°C / W+55°C)	kW	10.4 / 2.15	11.3 / 2.1	12.4 / 2.05
Consumption (A-7 °C / W+55 °C)	W	4837	5381	6049
Cooling capacity / EER (A+35°C / W+18°C)	kW	12 / 4.5	14 / 4.2	16 / 3.9
Consumption (A+35 °C / W+18 °C)	W	2667	3333	4103
Cooling capacity / EER (A+35°C / W+7°C)	kW	11.5 / 3.05	12.7 / 2.9	14 / 2.75
Consumption (A+35 °C / W+7 °C)	W	3770	4379	5091
Average heating climate (W+35°C / W+55°C). Energy class		A+++ / A++	A+++ / A++	A+++ / A++
Average heating climate (W+35°C / W+55°C). $\eta_{s}$	%	182.4 / 141.9	180.6 / 139.9	184 / 141.8
Average heating climate (W+35°C / W+55°C). SCOP		4.64 / 3.62	4.59 / 3.57	4.68 / 3.62
Warm heating climate (W+35°C / W+55°C). $\eta_{s}$	%	232 / 174	231 / 174	238 / 181
Warm heating climate (W+35°C / W+55°C). SCOP		5.90 / 4.45	5.85 / 4.43	6.05 / 4.62
Cold heating climate (W+35°C / W+55°C). $\eta_{s}$	%	168 / 127	162 / 126	160 / 128
Cold heating climate (W+35°C / W+55°C). SCOP		4.13 / 3.26	4.13 / 3.23	4.08 / 3.29
Chilling efficiency (W+7°C / W+18°C). Keymark certification. $\eta_{s,c}$	%	204.2 / 267	201.8 / 263	204.6 / 253.8
Chilling efficiency (W+7°C / W+18°C). Keymark certification. SEER		5.18 / 6.75	5.12 / 6.65	5.19 / 6.42
Width / Height / Depth	mm	1385 / 865 / 526	1385 / 865 / 526	1385 / 865 / 526
Net weight	kg	135	135	135
Power supply	V/ph/Hz	220-240 / 1 / 50	220-240 / 1 / 50	220-240 / 1 / 50
Max. intensity	A	25	26.5	28
Circuit breaker	A	D20	D32	D32
Communication wiring	mm <sup>2</sup>	2x1	2x1	2x1
Sound pressure	dB(A)	52	56	51
Sound power	dB(A)	65	65	69
Type of refrigerant		R-290	R-290	R-290
CWP		3	3	3
Refrigerant charge	kg	1.25	1.25	1.25
t CO <sub>2</sub> eq	tCO <sub>2</sub>	0.00	0.00	0.00
Minimum water volume	l	60	60	60
Nominal flow rate	m <sup>3</sup> /h	2.10	2.50	2.95
Electrical heater support	W	3000	3000	3000
Water pump pressure	mH <sub>2</sub> O	9	9	9
Expansion vessel	l	8	8	8
Water pipe connections	inch	1 1/4"	1 1/4"	1 1/4"
<b>&gt; Working range</b>				
Outdoor temperature for DHW min. / max.	°C	-25 / 46	-25 / 46	-25 / 46
Outdoor ambient temperature for heating min. / max.	°C	-25 / 35	-25 / 35	-25 / 35
Outdoor ambient temperature for cooling min. / max.	°C	-5 / 46	-5 / 46	-5 / 46
Leaving water temperature; min. / max. DHW	°C	10 / 70	10 / 70	10 / 70
Leaving water temperature; min. / max. heating	°C	12 / 75	12 / 75	12 / 75
Leaving water temperature; min. / max. cooling	°C	5 / 30	5 / 30	5 / 30

Data according to EN16147/2017; EU No:811/2013; EN14511/2018; EN14825/2018; EU No:811/2013





Model		KHP-MO 12 DTP	KHP-MO 14 DTP	KHP-MO 16 DTP
<b>&gt; Set</b>				
Heating capacity / COP (A+7°C / W+35°C)	kW	12 / 4.8	14 / 4.5	15 / 4.4
Consumption (A+7 °C / W+35 °C)	W	2500	3111	3409
Heating capacity / COP (A+7°C / W+55°C)	kW	12 / 3.1	14 / 3	15 / 2.85
Consumption (A+7 °C / W+55 °C)	W	3871	4667	5263
Heating capacity / COP (A-7°C / W+35°C)	kW	10 / 2.8	11.5 / 2.7	12.7 / 2.5
Consumption (A-7 °C / W+35 °C)	W	3571	4259	5080
Heating capacity / COP (A-7°C / W+55°C)	kW	10.4 / 2.15	11.3 / 2.1	12.4 / 2.05
Consumption (A-7 °C / W+55 °C)	W	4837	5381	6049
Cooling capacity / EER (A+35°C / W+18°C)	kW	12 / 4.5	14 / 4.2	16 / 3.9
Consumption (A+35 °C / W+18 °C)	W	2667	3333	4103
Cooling capacity / EER (A+35°C / W+7°C)	kW	11.5 / 3.05	12.7 / 2.9	14 / 2.75
Consumption (A+35 °C / W+7 °C)	W	3770	4379	5091
Average heating climate (W+35°C / W+55°C). Energy class		A+++ / A++	A+++ / A++	A+++ / A++
Average heating climate (W+35°C / W+55°C). $\eta_s$	%	184 / 141.8	182.4 / 141.9	199.8 / 149.8
Average heating climate (W+35°C / W+55°C). SCOP		4.68 / 3.62	4.64 / 3.62	5.07 / 3.82
Warm heating climate (W+35°C / W+55°C). $\eta_s$	%	232 / 174	231 / 174	238 / 181
Warm heating climate (W+35°C / W+55°C). SCOP		5.90 / 4.45	5.85 / 4.43	6.05 / 4.62
Cold heating climate (W+35°C / W+55°C). $\eta_s$	%	162 / 127	162 / 126	160 / 128
Cold heating climate (W+35°C / W+55°C). SCOP		4.13 / 3.26	4.13 / 3.23	4.08 / 3.29
Chilling efficiency (W+7°C / W+18°C). Keymark certification. $\eta_s$ , c	%	204.6 / 253.8	204.2 / 267	219 / 323.4
Chilling efficiency (W+7°C / W+18°C). Keymark certification. SEER		5.19 / 6.42	5.18 / 6.75	5.55 / 8.16
Width / Height / Depth	mm	1385 / 865 / 526	1385 / 865 / 526	1385 / 865 / 526
Net weight	kg	137	137	137
Power supply	V/ph/Hz	380-415 / 3 / 50	380-415 / 3 / 50	380-415 / 3 / 50
Max. intensity	A	8.5	9	9.5
Circuit breaker	A	D20	D20	D20
Communication wiring	mm <sup>2</sup>	2x1	2x1	2x1
Sound pressure	dB(A)	51	52	49
Sound power	dB(A)	65	65	69
Type of refrigerant		R-290	R-290	R-290
GWP		3	3	3
Refrigerant charge	kg	1.25	1.25	1.25
t CO <sub>2</sub> eq	tCO <sub>2</sub>	0.00	0.00	0.00
Minimum water volume	l	60	60	60
Nominal flow rate	m <sup>3</sup> /h	2.10	2.50	2.95
Electrical heater support	W	Adjustable 9000/6000/3000	Adjustable 9000/6000/3000	Adjustable 9000/6000/3000
Water pump pressure	mH <sub>2</sub> O	9	9	9
Expansion vessel	l	8	8	8
Water pipe connections	inch	1 1/4"	1 1/4"	1 1/4"
<b>&gt; Working range</b>				
Outdoor ambient temperature for DHW min. / max.	°C	-25 / 46	-25 / 46	-25 / 46
Outdoor ambient temperature for heating min. / max.	°C	-25 / 35	-25 / 35	-25 / 35
Outdoor ambient temperature for cooling min. / max.	°C	-5 / 46	-5 / 46	-5 / 46
Leaving water temperature; min. / max. DHW	°C	10 / 70	10 / 70	10 / 70
Leaving water temperature; min. / max. heating	°C	12 / 75	12 / 75	12 / 75
Leaving water temperature; min. / max. cooling	°C	5 / 30	5 / 30	5 / 30



# Polar



The Polar range is presented as a compact aerothermal system with high-performance R290 refrigerant, energy efficient and with a very low noise level. It obtains the maximum energy rating, A+++, in both low and medium temperature applications. It can reach supply temperatures of up to 80°C and maintains its high performance in extreme low temperatures, delivering 100% capacity at -7°C and up to 80% at -15°C.



## Characteristics

- Full DC Inverter technology, with both the compressor and fans using inverter technology for maximum efficiency
- The R290 refrigerant reduces its environmental impact with a GWP of 3
- Integrated management of the necessary components for two hydraulic zones, without the need for additional modules
- Certified by Keymark
- Cascade connection of up to 6 units without the need for an additional module
- Leaving water temperature up to 80°C



KCTAQ-03  
Standard





Model		KHP-MO-P 10 DVP	KHP-MO-P 14 DVP	KHP-MO-P 16 DTP
<b>&gt; Set</b>				
Heating capacity / COP (A+7°C / W+35°C)	kW	8 / 5.25	14 / 4.7	15.5 / 4.5
Consumption (A+7 °C / W+35 °C)	W	1919	2979	3444
Heating capacity / COP (A+7°C / W+55°C)	kW	8 / 3.35	13.8 / 3.15	16 / 3.05
Consumption (A+7 °C / W+55 °C)	W	2969	4381	5246
Heating capacity / COP (A-7°C / W+35°C)	kW	8 / 3.15	12 / 2.80	13.1 / 2.7
Consumption (A-7 °C / W+35 °C)	W	2540	4286	4852
Heating capacity / COP (A-7°C / W+55°C)	kW	8.8 / 2.20	12 / 2.15	13 / 2.30
Consumption (A-7 °C / W+55 °C)	W	4000	5581	6190
Cooling capacity / EER (A+35°C / W+18°C)	kW	10 / 4.60	14 / 4.4	15 / 4.25
Consumption (A+35 °C / W+18 °C)	W	2174	3182	3529
Cooling capacity / EER (A+35°C / W+7°C)	kW	8.1 / 3.10	12.4 / 3	14 / 2.70
Consumption (A+35 °C / W+7 °C)	W	2613	4133	5185
Average heating climate (W+35°C / W+55°C). Energy class		A+++ / A+++	A+++ / A+++	A+++ / A+++
Average heating climate (W+35°C / W+55°C). $\eta_s$	%	211 / 159	210 / 157	185 / 151
Average heating climate (W+35°C / W+55°C). SCOP		5.35 / 4.05	5.33 / 4.00	4.70 / 3.85
Warm heating climate (W+35°C / W+55°C). $\eta_s$	%	273 / 191	271 / 190	267 / 191
Warm heating climate (W+35°C / W+55°C). SCOP		6.90 / 4.85	6.85 / 4.83	6.75 / 4.85
Cold heating climate (W+35°C / W+55°C). $\eta_s$	%	180 / 135	178 / 136	169 / 137
Cold heating climate (W+35°C / W+55°C). SCOP		4.58 / 3.45	4.53 / 3.48	4.30 / 3.50
Chilling efficiency (W+7°C / W+18°C). Keymark certification. $\eta_{s,c}$	%	201.8 / 263	201.8 / 263	219 / 323.4
Chilling efficiency (W+7°C / W+18°C). Keymark certification. SEER		5.53 / 7.67	4.97 / 6.94	4.98 / 6.87
<b>&gt; Outdoor unit</b>				
Width / Height / Depth	mm	1330 / 1051 / 475	1330 / 1051 / 475	1330 / 1051 / 475
Net weight	kg	148	169	169
Power supply	V/ph/Hz	220-240 / 1 / 50	220-240 / 1 / 50	380-415 / 3 / 50
Max. intensity	A	21	31	11
Circuit breaker	A		D32	D20
Wiring to controller	mm <sup>2</sup>	2x1.5	2x1.5	2x1.5
Sound pressure	dB(A)	41	46	49
Sound power	dB(A)	54	57	59
Type of refrigerant		R-290	R-290	R-290
GWP		3	3	3
Refrigerant charge	kg	1.1	1.5	1.5
t CO <sub>2</sub> eq	tCO <sub>2</sub>	0.00	0.00	0.00
Minimum water volume	l	40	60	60
Nominal flow rate	m <sup>3</sup> /h	1.70	2.50	2.95
Water pump pressure	mH <sub>2</sub> O	9	9	9
Expansion vessel	l	8	8	8
Water pipe connections	inch	1 1/4"	1 1/4"	1 1/4"
<b>&gt; Working range</b>				
Outdoor ambient temperature for DHW min. / max.	°C	-25 / 46	-25 / 46	-25 / 46
Outdoor ambient temperature for heating min. / max.	°C	-25 / 35	-25 / 35	-25 / 35
Outdoor ambient temperature for cooling min. / max.	°C	-5 / 46	-5 / 46	-5 / 46
Leaving water temperature; min. / max. DHW	°C	10 / 80	10 / 80	10 / 80
Leaving water temperature; min. / max. heating	°C	12 / 80	12 / 80	12 / 80
Leaving water temperature; min. / max. cooling	°C	5 / 30	5 / 30	5 / 30



# Aquantia KHP-MO HT HP

NEW



The KHP-MO HT HP range is the new generation of high-power compact heat pumps with R290 refrigerant. Its high energy performance and power range from 26kW to 40kW allow it to work efficiently in large installations, and also allows it to reach delivery temperatures of up to 85°C.

## Characteristics

- R290 gas.
- Full inverter technology.
- Hot water up to 85 °C.
- Operation in outside air temperatures down to -25 °C.
- New defrost logic.
- Can connect up to 8 units in cascade arrangement.
- Condensates tray.



KCTAQ-03  
Standard





R-290 REFRIGERANT



DOMESTIC HOT WATER



DC INVERTER COMPRESSOR



HYDRAULIC KIT



DC INVERTER EXTERNAL FAN



Wi-Fi



MODBUS



ON/OFF CONTACT



MODULAR

Basic modules

Set model		KHP-MO 26 DTP	KHP-MO 30 DTP	KHP-MO 35 DTP	KHP-MO 40 DTP
<b>&gt; Set</b>					
Heating capacity / COP (A+7°C / W+35°C)	kW	26.0 / 4.77	30.0 / 4.5	35.0 / 4.17	39.0 / 4.0
Consumption (A+7 °C / W+35 °C)	W	5450	6670	8400	9750
Heating capacity / COP (A+7°C / W+55°C)	kW	26 / 3.31	30.0 / 3.13	35.0 / 2.98	39.0 / 2.34
Consumption (A+7 °C / W+55 °C)	W	7850	9570	11750	14000
Heating capacity / COP (A-7°C / W+35°C)	kW	21 / 3.03	24.0 / 2.86	28.2 / 2.54	28.2 / 2.54
Consumption (A-7 °C / W+35 °C)	W	6930	8380	11100	11100
Heating capacity / COP (A-7°C / W+55°C)	kW	18.8 / 2.30	21.3 / 2.22	24.8 / 2.08	24.8 / 2.08
Consumption (A-7 °C / W+55 °C)	W	8170	9600	11900	11900
Cooling capacity / EER (A+35°C / W+18°C)	kW	26.0 / 4.64	30.0 / 4.41	35.0 / 4.12	39.0 / 3.96
Consumption (A+35 °C / W+18 °C)	W	5600	6800	8500	9850
Cooling capacity / EER (A+35°C / W+7°C)	kW	26.0 / 3.10	30.0 / 2.80	32.0 / 2.67	32.0 / 2.67
Consumption (A+35 °C / W+7 °C)	W	8400	10700	11980	11980
Average heating climate (W+35°C / W+55°C). Energy class		A+++ / A+++	A+++ / A++	A+++ / A++	A++ / A++
Average heating climate (W+35°C / W+55°C). $\eta_s$	%	194.9 / 150.7	193.8 / 148.7	176.3 / 142.4	176.3 / 142.4
Average heating climate (W+35°C / W+55°C). SCOP		4.95 / 3.84	4.98 / 3.79	4.48 / 3.63	3.84 / 3.00
Warm heating climate (W+35°C / W+55°C). $\eta_s$	%	259.80 / 194.80	247.5 / 193.1	240.3 / 187.1	240.3 / 187.1
Warm heating climate (W+35°C / W+55°C). SCOP		6.57 / 4.94	6.26 / 4.90	6.08 / 4.75	5.35 / 4.50
Cold heating climate (W+35°C / W+55°C). $\eta_s$	%	155 / 126	153 / 123	151 / 118	151 / 118
Cold heating climate (W+35°C / W+55°C). SCOP		3.95 / 3.23	3.91 / 3.14	3.85 / 3.03	4.32 / 3.47
Chilling efficiency (W+7°C / W+18°C). Keymark certification. SEER		5.21 / 7.17	4.99 / 6.8	4.82 / 6.43	4.82 / 6.22
Width / Height / Depth	mm	1384 / 1816 / 523	1384 / 1816 / 523	1384 / 1816 / 523	1384 / 1816 / 523
Net weight	kg	245	245	245	245
Power supply	V/ph/Hz	380-415 / 3 / 50	380-415 / 3 / 50	380-415 / 3 / 50	380-415 / 3 / 50
Max. intensity	A	32	32	32	32
Circuit breaker	A		D45	D45	D45
Communication wiring	mm <sup>2</sup>	2x1	2x1	2x1	2x1
Wiring to controller	mm <sup>2</sup>	2x1.5	2x1.5	2x1.5	2x1.5
Sound pressure	dB(A)	55	61.3	75.6	77
Sound power	dB(A)	69	74	75	76
Type of refrigerant		R-290	R-290	R-290	R-290
GWP		3	3	3	3
Refrigerant charge	kg	2.9	2.9	2.9	2.9
t CO <sub>2</sub> eq	tCO <sub>2</sub>	0.008	0.008	0.008	0.008
Minimum water volume	l	130	150	175	200
Nominal flow rate	m <sup>3</sup> /h	5.1	5.1	6.0	6.0
Electrical heater support	W	Not included	Not included	Not included	Not included
Water pump pressure	mH <sub>2</sub> O	12	12	12	12
Expansion vessel	l	5	5	5	5
Water pipe connections	inch	1 1/4"	1 1/4"	1 1/4"	1 1/4"
<b>&gt; Working range</b>					
Outdoor ambient temperature for DHW min. / max.	°C	-25 / 43	-25 / 43	-25 / 43	-25 / 43
Outdoor ambient temperature for heating min. / max.	°C	-25 / 35	-25 / 35	-25 / 35	-25 / 35
Outdoor ambient temperature for cooling min. / max.	°C	-15 / 48	-15 / 48	-15 / 48	-15 / 48
Leaving water temperature; min. / max. DHW	°C	20 / 70	20 / 70	20 / 70	20 / 70
Leaving water temperature; min. / max. heating	°C	25 / 85	25 / 85	25 / 85	25 / 85
Leaving water temperature; min. / max. cooling	°C	5 / 30	5 / 30	5 / 30	5 / 30

**Cooling capacity. Cooling input. EER:** Data calculated in compliance with EN 14511:2018 Standard, with reference to the following conditions: indoor heat exchanger water temperature = 12/7°C; outdoor heat exchanger inlet air temperature = 35°C.

**Heating capacity. Heating input. COP:** Data calculated in compliance with EN 14511:2018 Standard, with reference to the following conditions: indoor heat exchanger water temperature = 40/45°C; outdoor heat exchanger inlet air temperature = 7°C DB/6°C WB.

**SEER. SCOP:** Data calculated in compliance with EN 14825:2016 Standard. The product meets the ErP (Energy Related Products) European Directive, which include the (EU) Commission Delegated Regulation No. 811/2013 (rated thermal input ≤ 70 kW under specified reference conditions) and (EU) Commission Delegated Regulation No. 813/2013 (rated thermal input ≤ 400 kW under specified reference conditions).

**Sound pressure:** Sound levels refer to the unit under full charge. The sound pressure level refers to the measurement taken at a distance of 1 m from the external surface of the unit, operating in the open air. The measurements are taken in accordance with UNI EN ISO 9614-2 standard, respecting the conditions imposed by EUROVENT 8/1 certification. Data under the following conditions: indoor heat exchanger water temperature = 12/7°C; outdoor air temperature. = 35°C.

#### PRELIMINARY DATA



# Wall Hung Compak



Compak sustainable hot water pumps are the ideal solution to provide comfort to an environment with the air conditioning needs covered. Its efficiency allows it to be considered as renewable energy and reduce its consumption when compared to an electric heater.

## Characteristics

- Efficient production of DHW (Domestic Hot Water)
- The R290 refrigerant reduces its environmental impact with a GWP of 3
- Complies with current regulations (CTE 2019)
- Three operating modes to fully adapt to the user's needs for savings and comfort
- Anti-legionella mode included by default
- Certified by Keymark
- Equipped with built-in WiFi connectivity for control via the SmartHome app







Model		KHP-08/80 ACS1	KHP-09/100 ACS1	KHP-09/150 ACS1
Average climate in DHW. Energy class		A+	A+	A+
Average climate in DHW. SCOP,ACS / Load profile		2.61 / M	2.61 / M	2.67 / L
Average climate in DHW. Standby power	W	14	19	23
Average climate in DHW. Keymark certification. Heating time	h:min	4h 40min	6h 04min	6h 32min
Average climate in DHW. Reference hot water temperature	°C	52.8	52.7	51.9
Average climate in DHW. Volume of hot water at 40°C	l	85	110	160
Heating capacity rated	kW	0.95	0.98	1.30
Width / Height / Depth	mm	/ 1196 / --	/ 1360 / --	/ 1707 / --
Diameter	mm	500	500	500
Net weight	kg	56	62	80
Tank capacity	l	78	98	145
Power supply	V/ph/Hz	220-240 / 1 / 50	220-240 / 1 / 50	220-240 / 1 / 50
Anti-corrosive protection		Electronic & magnesium	Electronic & magnesium	Electronic & magnesium
Insulating material and thickness		Enameled steel	Enameled steel	Enameled steel
Electrical heater; Standard support	kW	1.5	1.5	1.5
Water pipe connections inlet/outlet	inch	1/2"	1/2"	1/2"
Air intake & outlet; Diameter	mm	160	160	160
Air intake & outlet; Useful static pressure	Pa	50	50	50
Sound power level	dB(A)	54	54	56
Sound pressure rated	dB(A)	54	54	56
Type refrigerant		R-290	R-290	R-290
GWP		3	3	3
Refrigerant charge	kg	0.15	0.15	0.15
t CO <sub>2</sub> ,eq	tCO <sub>2</sub>	0	0	0
Temperature DHW max.	°C	60	60	60
Temperature DHW max. with support	°C	70	70	70

**Sound pressure:** Sound pressure calculated at 1 m from the equipment.




# Floor Standing Compak



Compak sustainable hot water pumps are the ideal solution to provide comfort to an environment with the air conditioning needs covered. Its efficiency allows it to be considered as renewable energy and reduce its consumption when compared to an electric heater.

## Characteristics

- Efficient production of DHW (Domestic Hot Water)
- The R290 refrigerant reduces its environmental impact with a GWP of 3
- Complies with current regulations (CTE 2019)
- Three operating modes to fully adapt to the user's needs for savings and comfort
- Anti-legionella mode included by default
- Certified by Keymark
- Equipped with built-in WiFi connectivity for control via the SmartHome app







KEYMARK

SMART GRID  
READYR-290  
REFRIGERANTDOMESTIC HOT  
WATER

WI-FI



MODBUS

ON/OFF  
CONTACT

Model		KHP-15/185 ACS3	KHP-15/275 ACS3
Average climate in DHW. Energy class		A+	A+
Average climate in DHW. SCOP,ACS / Load profile		3.1 / L	3.1 / L
Average climate in DHW. Standby power	W	29	19
Average climate in DHW. Keymark certification. Heating time	h:min	7h 59min	8h 48min
Average climate in DHW. Reference hot water temperature	°C	52.5	49.5
Average climate in DHW. Volume of hot water at 40°C	l	243	339
Heating capacity rated	kW	1.71	2.1
Width / Height / Depth	mm	/ 1745 / --	/ 1895 / --
Diameter	mm	552	650
Net weight	kg	91	128
Tank capacity	l	185	275
Power supply	V/ph/Hz	220-240 / 1 / 50	220-240 / 1 / 50
Anti-corrosive protection		Electronic & magnesium	Electronic & magnesium
Insulating material and thickness		Enameled steel	Enameled steel
Electrical heater; Standard support	kW	1.5	1.5
Water pipe connections inlet/outlet	inch	3/4"	3/4"
Air intake & outlet; Diameter	mm	160	190
Air intake & outlet; Useful static pressure	Pa	25	50
Sound power level	dB(A)	56	56
Sound pressure rated	dB(A)	56	56
Type refrigerant		R-290	R-290
GWP		3	3
Refrigerant charge	kg	0.15	0.15
t CO <sub>2</sub> eq	tCO <sub>2</sub>	0	0
Temperature DHW max.	°C	60	60
Temperature DHW max. with support	°C	70	70



# Compak



Compak sustainable hot water pumps are the ideal solution to provide comfort to an environment with the air conditioning needs covered. Its efficiency allows it to be considered as renewable energy and reduce its consumption when compared to an electric heater.

## Characteristics

- Efficient production of DHW (Domestic Hot Water)
- Anti-legionella mode included by default
- Silent units to increase user comfort
- Certified by Keymark
- Equipped with built-in WiFi connectivity for control via the NetHomePlus app







Model		KHP 15/190 ACS2	KHP 20/300 ACS2
Average climate in DHW. Energy class		A+	A+
Average climate in DHW. SCOP,ACS / Load profile		2.7 / L	3.42 / XL
Average climate in DHW. Standby power	W	29	25.0
Average climate in DHW. Keymark certification. Heating time	h:min	7h 11min	7h 20min
Average climate in DHW. Reference hot water temperature	°C	53.3	53.2
Average climate in DHW. Volume of hot water at 40°C	l	239	374
Heating capacity rated	kW	1.50	2.00
Width / Height / Depth	mm	/ 1787 / --	/ 1985 / --
Diameter	mm	560	650
Net weight	kg	107.0	143
Tank capacity	l	185	275
Power supply	V/ph/Hz	220-240 / 1 / 50	220-240 / 1 / 50
Anti-corrosive protection		Magnesium	Magnesium
Insulating material and thickness		Expanded polyurethane	Expanded polyurethane
Electrical heater; Standard support	kW	3.15	3.15
Water pipe connections inlet/outlet	inch	3/4"	3/4"
Air intake & outlet; Diameter	mm	160	190
Air intake & outlet; Useful static pressure	Pa	25	25
Sound power level	dB(A)	58	59
Sound pressure rated	dB(A)	45	59
Type refrigerant		R-134A	R-134A
GWP		1430	1430
Refrigerant charge	kg	1.0	1
t CO <sub>2</sub> eq	tCO <sub>2</sub>	1.4	1.4
Tank material		Enamelled steel	Enamelled steel
Temperature DHW max.	°C	60	60
Temperature DHW max. with support	°C	70	70

Notes: **Heat capacity:** Ambient temperature 15/12°C (DB/WB), inlet/outlet water temperature +15°C / +45°C. **Sound pressure:** In accordance with EN 16147 conditions. The 300 liters model doesn't have the WiFi and the Smart Grid functionalities.



# Tanks for Domestic Hot Water



DOMESTIC HOT WATER



Model		BSX270	BSX475
Width / Height / Depth	mm	/ 1209 / --	/ 1800 / --
Diameter	mm	700	750
Net weight	kg	136	212
Tank capacity	l	270	475
Heat coil input diameter	inch	1 1/4"	1 1/4"
Cold water inlet	inch	1"	1"
Operating pressure	bar	10	10
Test pressure	bar	13	13
Anti-corrosive protection		Magnesium anode rod and tester	Magnesium anode rod and tester
Insulating material and thickness		Injected polyurethane foam; 50 mm	Injected polyurethane foam; 50 mm
Heat water outlet	inch	1"	1"
Cleaning cap	mm	280	280
Heat coil surface	m <sup>2</sup>	2.5	3.1

For the BSX475 tank, the installation of a 3-4 kW element is recommended, which should be supplied by the installer in the event that it is required.



# Other complements for Aquantia range



## KH-Kit

Indoor unit for Monoblock systems. Allows connections to be made inside the home instead of in the outdoor unit

## Temperature sensor

Temperature sensor for the Aquantia range, connectable to the main board to control DHW tanks, buffer tank temperature, 2 zones, boiler mixes, solar circuit...

The whole Aquantia range includes 1 probe by default. Necessary accessory in applications with more than 1 probe.



Model	Cable length	Comments
Probe T1B + cable	10 m	Compatible with R32 units
T1B-R290	10 m	Compatible with R290 units
T1B-R32-R290 ADAPTOR	-	Probe adaptor T1B + R290 units cable

## Heating Element

Tank heating element for DHW in order to support the Heat Pump DHW production if needed.



Model	Electrical Power
RT3	3 kW

## Multi-thermostat adapter

Multi-thermostat adapter for the Aquantia range. With this adapter, we can connect up to 8 different thermostats to control different zones.



## 2 zones kit

2 zones kit, pre-assembled set consisting of 2 circulator pumps, non-return and ball valves, temperature sensors... Perfect for easy installation in circuits with 2 zones (fancoils, radiators, underfloor heating...).



Model	KIRE2HX	KIRE2HLX
Zones	2 High temp.	1 High + 1 Low
Width x Height x Depth ; mm	402 x 525 x 250	402 x 525 x 250
Max. flow rate ( $\Delta P$ 10 kPa); L/h	2600	1600
Max. power to be dissipated ( $\Delta T=20^{\circ}\text{C}$ ); kW	60.5	37.2



## Water pumps for 1 or 2 zones

High efficiency circulator pump with EC motor. The Aquantia range can control these pumps for both 1 or 2 zones in heating and cooling applications.

Model	Pump 6 mca	Pump 7.5 mca
Max. available head; m.c.a.	6.0	7.5
Qmax; m3/h	3.6	4.4
Hydraulic connections; "	G 1"	G 1-1/2"
Power; W	30	58



R-S wall/ceiling model

Floor model AR-A

## Buffer tanks/hydraulic needles

Reduce the number of compressor starts and stops before temperature variations and increase the inertia of the system.

Model	20 AR-S	30 AR-S	40 AR-S	50 AR-A	100 AR-A
Volume; L	20	30	40	50	100
Diameter x Height; mm	Ø250 x 700	Ø250 x 1000	Ø250 x 1230	Ø410 x 560	Ø460 x 890
Weight empty; Kg	7	10	12	15	30
Connections; "	1"	1"	1"	1"	1-1/4"
Installation	Wall or ceiling support (need additional support kit)				Floor

**Accessories available:** Ceiling/wall support mounting kit, Air purge valve

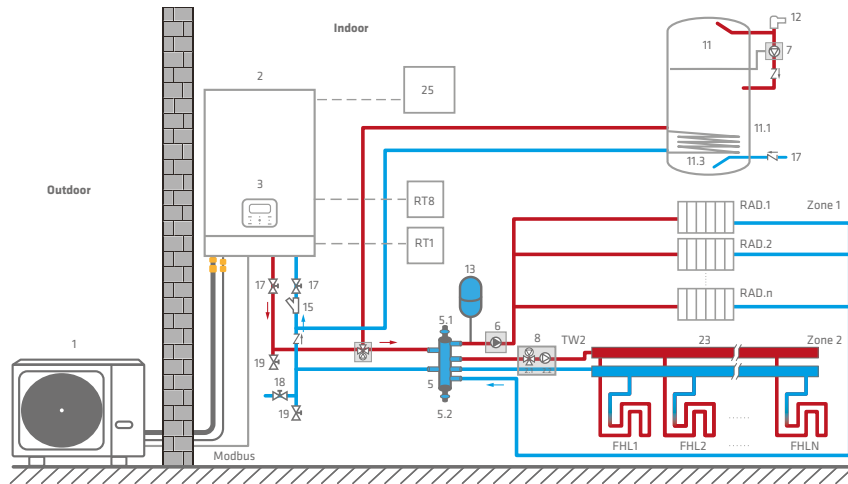


## Expansion vessels

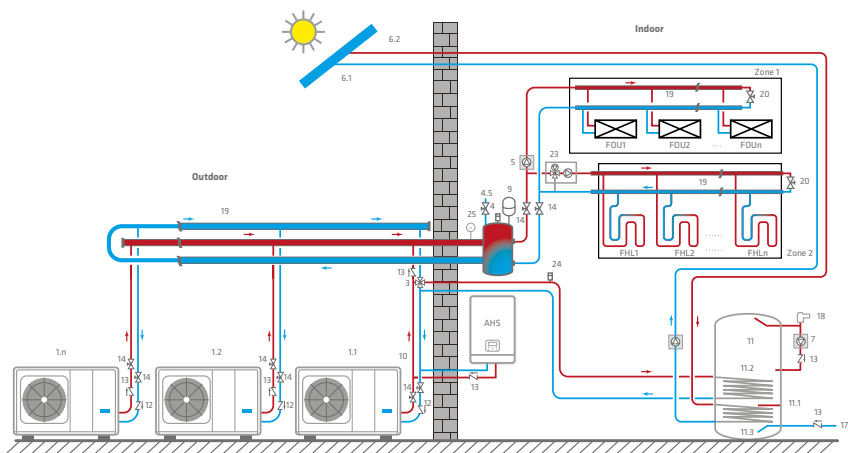
Model	HWB8LX	HWB12LX	HWB16LX
Volume; L	8	12	16
Diameter x Height; mm	Ø202 x 309	Ø230 x 364	Ø279 x 364
Packing weight; Kg	2.0	2.7	3.4
Connections; "	3/4" BSP F	3/4" BSP F	3/4" BSP F



# Installation Diagrams

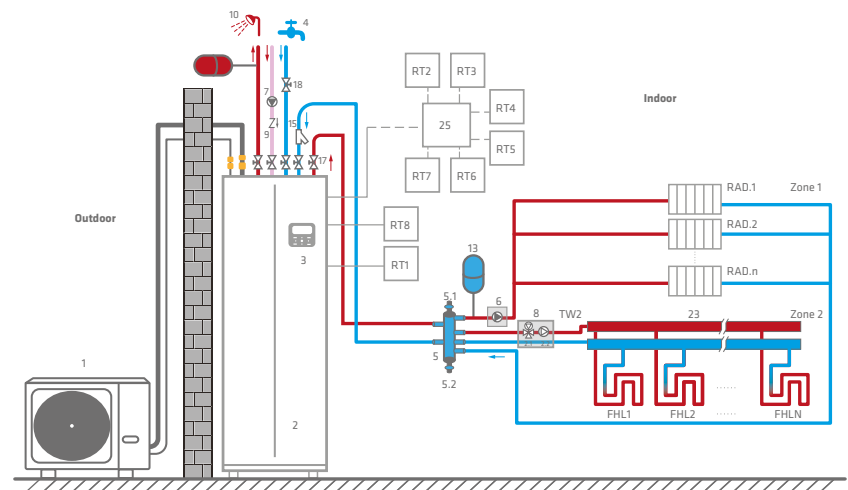


Code	Assembly unit
1	Outdoor Unit
2	Indoor Unit
3	User Interface
5	Balance tank (Field supply)
5.1	Automatic air purge valve
5.2	Drainage valve
6	P_o: zone 1 circulation pump (Field supply)
7	DHW recirculation pump (field supply)
8	Mixing station (Field supply)
8.1	sv3: Mixing valve (Field Supply)
8.2	P_c: zone 2 circulation pump
11	DHW tank
11.3	Condenser
12	Consumption
13	Expansion vessel (Field supply)
15	Filter (Accessory)
17	Tap water inlet pipe (field supply)
18	Filling valve (field supply)
19	Drainage valve (Field supply)
23	Collection/distributor (Field Supply)
25	Thermostat transfer board (optional)
RT 1...7	Low voltage room thermostat (Field Supply)
RT8	High voltage room thermostat (Field Supply)
TW2	Zone 2 water flow temperature sensor (optional)
FHL 1...n	Floor heating loop (field supply)
RAD.1...n	Radiator (Field supply)



Up to 6 units. It's not possible to mix KHPS-MO PRO and KHPS-MO HP PRO in the same cascade installation.

Code	Assembly unit
1.1	Master unit
1.2...n	Slave unit
3	SV1:3-way valve (Field supply)
4	Balance tank (Field supply)
4.1	Automatic bleed valve
4.2	Drainage valve
4.3	Tbt1: Balance tank upper temperature sensor (optional)
4.4	Tbt2: Balance tank lower temperature sensor (optional)
4.5	Filling valve
5	P_O: Outside circulation pump (Field supply)
6.1	Tsolar: Solar temperature sensor (Optional)
6.2	Solar Panel
7	P_D: DHW pipe pump (Field supply)
9	Expansion vessel (Field supply)
10	T1: Total water flow temperature sensor (Optional)
11	Domestic water tank (field supply)
11.1	TBH: Domestic water tank heater
11.2	Coin 1, heat exchanger for heat pump
11.3	Coin 2, heat exchanger for solar energy
12	Filter (Accessory)
13	Check valve (Field supply)
14	Shut-off valve (Field supply)
17	Tap water inlet pipe (Field supply)
18	Hot water tap (Field supply)
19	Collector/distributor (Field supply)
20	Bypass valve (Field supply)
23	Mixing station (Field supply)
24	Automatic bleed valve (Field supply)
25	Water manometer (Field supply)
FHL1...n	Floor heating loop (Field supply)
ZONE1	The space operate cooling or heating mode
ZONE2	The space only operate heating mode
AHS	Auxiliary heat source (Field supply)



Code	Assembly unit
1	Outdoor Unit
2	Indoor Unit
3	User Interface
4	Tap water - inlet pipe (Field supply)
5	Balance tank (Field supply)
5.1	Automatic air purge valve
5.2	Drainage valve
6	P_o: zone 1 circulation pump (Field supply)
7	DHW pump - inlet pipe (Field supply)
8	Mixing station (Field supply)
8.1	sv3: Mixing valve (Field Supply)
8.2	P_c: zone 2 circulation pump
9	Check valve (Field supply)
10	DHW production - outlet pipe (Field supply)
13	Expansion vessel (Field supply)
15	Filter (Accessory)
17	Shut-off valve (Field supply)
18	Safety valve (Field supply)
23	Collection/distributor (Field Supply)
25	Multi thermostat board (optional)
RT 1...7	Low voltage room thermostat (Field Supply)
RT8	High voltage room thermostat (Field Supply)
TW2	Zone 2 water flow temperature sensor (optional)
FHL 1...n	Floor heating loop (field supply)
RAD.1...n	Radiator (Field supply)

This installation diagrams are simplified versions, for more diagrams or further information please visit our web and check Aquatix Range manual or contact our presales department.



# Swimming pool HP KSWP



Kaysun launches its new R32 KSWP heat pump, the ideal solution for heating swimming pools and extending their use throughout the year. With its Full Inverter components, it guarantees high performance and energy savings. The KSWP series has a Modbus connection, can be controlled through the APP and remotely through the IOT platform thanks to its built-in WiFi. Its compatibility with SmartGrid networks, guaranteeing that the KSWP series uses the greatest possible amount of clean energy from the network and stores electrical energy in the pool. Apart from multiple protection systems in terms of control and regulation, it has the Silence mode that allows the sound pressure to be lowered even up to 38 dB(A) at 1m.



## Characteristics

- Full DC Inverter technology, with both the compressor and fans using inverter technology for maximum efficiency
- Equipped with built-in WiFi connectivity for control via the SmartHome app
- Integrated control in the unit for managing the product
- Titanium heat exchanger to maximize durability
- Silent mode reduces the sound pressure level at 1 meter to 38 dB(A)



SMART GRID  
READYR-32  
REFRIGERANTCOOLING AND  
HEATINGCOMPATIBLE  
WITH AIRZONE

Wi-Fi



MODBUS

CONFIGURATION  
VIA USB PORT

Model		KSWP-70 DR8	KSWP-90 DR8	KSWP-120 DR8	KSWP-160 DR8	KSWP-200 DR8	KSWP-200 DTR8
<b>&gt; Set</b>							
Heating capacity / Boost Mode (A27/HR80%, W28°C)	kW	7.16 (10.3)	9.15 (12.8)	12.5 (14.5)	16.00 (18.70)	18.80 (21.80)	18.80 (21.80)
Power absorbed / Boost mode (A27/HR80%, W28°C)	kW	0.95 (1.56)	1.35 (2.13)	1.79 (2.28)	2.67 (3.67)	3.62 (4.95)	3.62 (4.95)
COP / Boost Mode (A27/HR80%, W28°C)		7.50 (6.60)	6.80 (6.00)	7.00 (6.35)	6.00 (5.10)	5.20 (4.40)	5.20 (4.40)
Heating capacity / Boost Mode (A15/HR70%, W28°C)	kW	5.30 (7.30)	6.80 (9.30)	9.12 (10.5)	12.80 (15.00)	14.50 (17.00)	14.50 (17.00)
Power absorbed / Boost mode (A15/HR70%, W28°C)	kW	1.04 (1.56)	1.39 (2.09)	1.81 (2.28)	2.84 (3.95)	3.45 (4.72)	3.45 (4.72)
COP / Boost Mode (A15/HR70%, W28°C)		5.10 (4.69)	4.90 (4.45)	5.05 (4.60)	4.50 (3.80)	4.20 (3.60)	4.20 (3.60)
Cooling capacity (A35, W28°C)	kW	4.5	5.2	7	7.8	8.6	8.6
Power absorbed (A35, W28°C)	kW	1.13	1.55	1.75	2.6	3.31	3.31
EER (A35, W28°C)		3.98	3.35	4	3	2.6	2.6
Water outlet temperature; Heating min. / max.	°C	10 / 42	10 / 42	10 / 42	10 / 42	10 / 42	10 / 42
Water outlet temperature; Cooling min. / max.	°C	10 / 30	10 / 30	10 / 30	10 / 30	10 / 30	10 / 30
Width / Height / Depth	mm	988 / 712 / 426	988 / 712 / 426	988 / 712 / 426	988 / 712 / 426	988 / 712 / 426	988 / 712 / 426
Net weight	kg	46	46	50	53	53	53
Heating sound pressure / Silent mode (A27/RH80%, W28°C)	dB(A)	41 / 38	43 / 38	49 / 38	50 / 39	54 / 40	54 / 40
Chilling sound pressure / Silent mode (A35, W28°C)	dB(A)	43 / 39	45 / 40	48 / 40	51 / 42	52 / 43	52 / 43
Power supply	V/ph/Hz	220-240 / 1 / 50	220-240 / 1 / 50	220-240 / 1 / 50	220-240 / 1 / 50	220-240 / 1 / 50	380-415 / 3 / 50
Max. intensity	A	10.5	11	12	18	23	9
Circuit breaker	A	D20	D20	D20	D20	D32	D10
Type of refrigerant		R-32	R-32	R-32	R-32	R-32	R-32
GWP		675	675	675	675	675	675
Refrigerant charge	kg	5.5	5.5	7.5	7.8	7.8	7.8
t CO <sub>2</sub> eq	tCO <sub>2</sub>	0.37	0.37	0.51	0.53	0.53	0.53
Water pipe connections	inch	2"	2"	2"	2"	2"	2"
Water flow rated	m <sup>3</sup> /h	3.10_h_h	3.90_h_h	5.40_h_h	6.90_h_h	8.30_h_h	8.30_h_h
Exchanger pressure drop	kPa	4.60	7.30	13.80	23.00	33.00	33.00
<b>&gt; Working range</b>							
Outdoor ambient temperature for heating min. / max.	°C	-7 / 43	-7 / 43	-7 / 43	-7 / 43	-7 / 43	-7 / 43
Outdoor ambient temperature for cooling min. / max.	°C	15 / 43	15 / 43	15 / 43	15 / 43	15 / 43	15 / 43
Swimming pool volume	m <sup>3</sup>	<35	<45	<60	<80	<100	<100
Leaving water temperature; min. / max. heating	°C	/ 42	/ 42	/ 42	/ 42	/ 42	/ 42
Leaving water temperature; min. / max. cooling	°C	10 /	10 /	10 /	10 /	10 /	10 /



# References

## Key Installations

**Aquatix** is a more sustainable solution than the traditional hot water boiler, with better energy efficiency and a quicker and more simple installation process. Energy savings and efficiency set this range apart.




**Institution St. Louis**  
School

*Location:* France  
*Initial situation:* Renovation  
*Units installed:* KHP 72 ACS + G1  
*Capacity:* 6.5 kW

**Frigicoll**  
Central Offices

*Location:* Sant Just Desvern (Barcelona, Spain)  
*Initial situation:* New construction  
*Units installed:* Aquantia  
*Capacity:* 6 kW





### **Ruber Hospital** Public Building

*Location:* Madrid (Spain)  
*Initial situation:* Renovation  
*Units installed:* AIR-WATER  
*Capacity:* 130 kW



### **Iteve** Business Centre

*Location:* Badajoz (Extremadura, Spain)  
*Initial situation:* Renovation  
*Units installed:* Compak KHP  
*Capacity:* 245 kW

### **Jardines de Lorca** Hotel

*Location:* Murcia (Spain)  
*Initial situation:* New construction  
*Units installed:* AIR-WATER  
*Capacity:* 260 kW





**Synergym**  
Gym

*Location:* GYM (Spain)  
*Initial situation:* Renovation  
*Units installed:* 5 KHP 35 300 ACS1  
*Capacity:* 18 kW



**On Hotels Oceanfront**  
Hotel

*Location:* Matalascañas (Spain)  
*Initial situation:* Renovation  
*Units installed:* 2 KHP 420 ACS1  
*Capacity:* 80 kW





**Rafa Nadal International Centre**  
Public Building

*Location:* Balearic Islands (Spain)  
*Initial situation:* New construction  
*Units installed:* Aquatix Systems  
*Capacity:* 7 kW



**Quirón Hospital**  
Public Building

*Location:* Torrevieja (Spain)  
*Initial situation:* New construction  
*Units installed:* AIR-WATER  
*Capacity:* 65 kW









COMMERCIAL RANGE

Zen


ZEN  
COMMERCIAL

Ducts	108
Cassette 600x600	112
Superslim Cassette 840x840	114
Floor/Ceiling	118
Floor Standing	122
AHUKZ LCAC	124
Twins/Triple/Double Twins	126
Compatible controls and accessories	130
References	132



# Zen

## Commercial Range

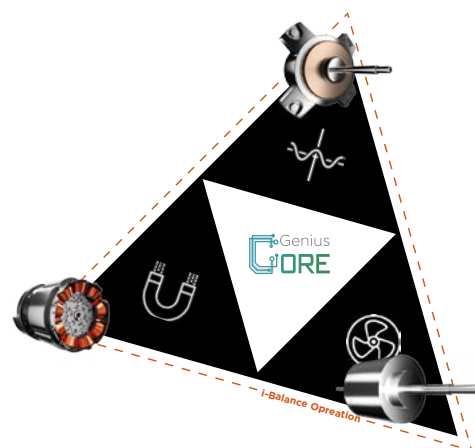


The Kaysun R-32 commercial range includes axial outdoor units, in addition to several types of indoor units. The Kaysun outdoor units are compact, robust machines that require little space for installation. They can be used with up to 75 metres of refrigerant piping and a height difference of 30 metres, in accordance with capacity.

### Full DC Inverter


The exclusive Kaysun GENIUS CORE algorithm provides the system with complete stability. Using the Alpha chip, the compressor, PWM module and DC motors in the unit work in an optimum way, adapting to the real demand and preventing losses of energy.

The dynamic adjustment of the electrical power guarantees constant equilibrium for the system, meaning the Kaysun units maintain powerful, efficient, stable performance even when operating for long periods.



### NetHome Plus

All WiFi compatible indoor units allow remote control through Kaysun's NetHome Plus App. The app offers configure and automate based on dates, weather, location change or device status with the ability to perform voice control via Alexa and Google Home.



### Ducts

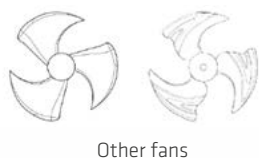
The range of Ducts offers high performance and adapts to different installation needs. It is worth highlighting its small size, the high available static pressure of up to 200Pa and the possibility of being installed both horizontally and vertically in models of capacity higher than 5.2kW.



## Kaysun technology, leading technology

### ⦿ Bionic fan

Based on natural shapes and bionic principles, the design of the fan blades effectively reduces both noise and airflow resistance. In conjunction with optimised air ducting, it provides the same volume of airflow while consuming 30% less energy.



Other fans



### ⦿ V-PAM (Vector + I-PAM) Inverter Control


The V-PAM inverter control reduces the effects of magnetic flux and increases the maximum velocity and efficiency of the compressor through vector control technology.

### ⦿ Twin-Rotary compressor

The Twin-Rotary compressor with 180° rotation system and symmetrical balance ensures low levels of vibration and noise thanks to the low torque.

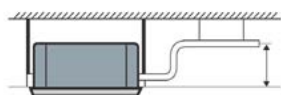
### ⦿ Golden Fin treatment

The batteries in indoor and outdoor units have Golden Fin anti-corrosion treatment as standard. This treatment allows them to enjoy unprecedented duration.



### ⦿ Condensation pump included

All equipment, apart from the floor/ceiling units, have a condensation pump of 1000 mm.



### ⦿ Units with R-32

R-32 has an atmospheric warming potential of 675, less than that for R-410A, is more economical and is between 2 and 9% more efficient with a lower charging volume.




### ⦿ Twins

Within the range it is possible to install TWIN-type units, meaning the installation of two, three or four indoor units which provide greater distribution of air while improving climate control, in conjunction with a single outdoor unit.





# Ducts



The Kaysun range for ducts is an excellent solution for places where it is necessary to distribute the air in a balanced way. They automatically adjust the static pressure and can be installed vertically to adapt to any area.

## Characteristics

- Full DC Inverter technology, with both the compressor and fans using inverter technology for maximum efficiency.
- Reduced dimensions to be installed anywhere.
- Multi-position models, horizontal/vertical from 5,2kW included.
- Static pressure of up to 200 Pa in the higher capacity models.
- Automatic pressure adjustment for better adaptation to the installation.
- Wired control included as standard.
- WiFi control via the NetHomePlus app included as standard.
- Reduced noise level to maximize user comfort.



KCT-04.1 SPSWF  
**Standard**





Set Model		KPDA-26 DVR15	KPDA-35 DVR15	KPDA-52 DVR15
<b>&gt; Set</b>				
Cooling capacity rated	kW	2.63	3.52	5.28
Cooling capacity min. / max.	kW	0.35 / 3.07	0.52 / 3.99	1.31 / 6.15
Heating capacity rated	kW	3.07	3.81	6.01
Heating capacity min. / max.	kW	0.90 / 3.51	0.99 / 4.39	1.49 / 6.30
Heating capacity rated at -7°C	kW	2.50	2.84	4.12
Cooling input rated	W	800	1080	1590
Cooling input min. / max.	W	145 / 1100	155 / 1373	360 / 2130
Heating input rated	W	1000	1038	1615
Heating input min. / max.	W	300 / 1300	302 / 1390	500 / 1850
Heating input rated at -7°C	W	1077.59	1371.98	1709.54
EER		3.29	3.26	3.32
COP		3.07	3.67	3.72
COP at -7°C		2.32	2.07	2.41
SEER		6.3 - A++	6.3 - A++	6.5 - A++
SCOP		4.1 - A+	4.1 - A+	4.1 - A+
Shielded communication wiring	mm <sup>2</sup>	4x1	4x1	4x1
<b>&gt; Indoor unit</b>				
		<b>KPD-26 DR15</b>	<b>KPD-35 DR15</b>	<b>KPD-52 DR15</b>
Power supply	V/ph/Hz	With communication	With communication	With communication
Communication wiring	mm <sup>2</sup>	4x1	4x1	4x1
Width / Height / Depth	mm	700 / 200 / 506	700 / 200 / 506	700 / 245 / 750
Net weight	kg	18	18	24.4
Air flow low / medium / high	m <sup>3</sup> /h	450 / 540 / 620	470 / 570 / 660	650 / 780 / 900
Sound pressure	dB(A)	29 / 31/ 34	30 / 32/ 34	34 / 31/ 36.5
Sound power level	dB(A)	55	56	53
Max. pressure available	Pa	80	100	160
Possibility of vertical installation		No	No	Yes
Air outlet width/height	mm	537/152	537/152	527/178
<b>&gt; Outdoor unit</b>				
		<b>KUE-26 DVR14</b>	<b>KUE-35 DVR13</b>	<b>KUE-52 DVR13</b>
Power supply	V/ph/Hz	220-240/1/50	220-240/1/50	220-240/1/50
Power wiring	mm <sup>2</sup>	(2+T)x1.5	(2+T)x1.5	(2+T)x1.5
Circuit breaker		D20	D20	D20
Width / Height / Depth	mm	765 / 555 / 303	765 / 555 / 303	805 / 554 / 330
Net weight	kg	24.6	26.6	32.5
Air flow	m <sup>3</sup> /h	2000	2000	2100
Sound pressure	dB(A)	54	54	59
Sound power level	dB(A)	61	61	62
<b>&gt; Refrigerant</b>				
Type refrigerant		R-32	R-32	R-32
GWP		675	675	675
Refrigerant charge	kg	0.65	0.71	1.15
t CO <sub>2</sub> eq	tCO <sub>2</sub>	0.44	0.48	0.78
Pre-charge meters	m	5	5	5
Supplementary charge	kg/m	0.012	0.012	0.012
Liquid / Gas pipe diameter	inch	1/4" / 3/8"	1/4" / 3/8"	1/4" / 1/2"
Piping total length	m	25	25	30
Vertical piping max. length	m	10	10	20
<b>&gt; Working range</b>				
Outdoor ambient temperature for heating min. / max.	°C	-15 / 24	-15 / 24	-15 / 24
Outdoor ambient temperature for cooling min. / max.	°C	-15 / 50	-15 / 50	-15 / 50

**Cooling and heating capacity. Cooling and heating input. Energy efficiency:** Data for standard conditions. The actual operation conditions depend on the place in which the equipment has been installed and the use made of it. **Sound pressure:** Measurement of the sound pressure is taken using a semi-anechoic chamber at a distance of 1 m from the machine. **Power wiring:** The power wiring is up to 10 m approximately. It must be calculated more precisely for each installation. **Supplementary charge:** The initial factory charge of the machines is valid for the first 5 m (liquid line). For greater distances, a supplementary charge is required, in accordance with the formula  $0.012 \text{ kg/m} \times (\text{L}-5)$  in the liquid line is 1/4". For greater diameters, use  $0.024 \text{ kg/m} \times (\text{L}-5)$ . **Compatible controllers:** The units can integrate one of the controllers from the table or the one recommended by Kaysun. For further information regarding compatibility, see the chapter on Controllers. **NOTE:** Before installing these units, current legislation regarding refrigerant gases must be consulted.



# Ducts

Set Model		KPDA-71 DVR15	KPDA-90 DVR15	KPDA-105 DVR15	KPDA-105 DTR15
<b>&gt; Set</b>					
Cooling capacity rated	kW	7.03	8.79	10.55	10.55
Cooling capacity min. / max.	kW	3.22 / 7.91	2.22 / 9.50	2.75 / 11.14	2.75 / 11.14
Heating capacity rated	kW	7.62	9.38	11.73	11.73
Heating capacity min. / max.	kW	2.78 / 8.56	2.69 / 9.79	2.78 / 12.78	2.78 / 12.84
Heating capacity rated at -7°C	kW	6.41	6.88	8.86	8.51
Cooling input rated	W	2280	2800	3950	4000
Cooling input min. / max.	W	750 / 2860	190 / 3400	900 / 4150	890 / 4200
Heating input rated	W	2000	2400	3250	3250
Heating input min. / max.	W	640 / 2500	430 / 2600	800 / 3950	780 / 4000
Heating input rated at -7°C	W	2836.28	2991.3	3973.09	3868.18
EER		3.08	3.14	2.67	2.64
COP		3.81	3.91	3.61	3.61
COP at -7°C		2.26	2.30	2.23	2.20
SEER		6.5 - A++	6.3 - A++	6.2 - A++	6.1 - A++
SCOP		4.2 - A+	4.1 - A+	4.1 - A+	4.1 - A+
Shielded communication wiring	mm <sup>2</sup>	4x1	4x1	4x1	4x1
<b>&gt; Indoor unit</b>					
		<b>KPD-71 DR15</b>	<b>KPD-90 DR15</b>	<b>KPD-105 DR15</b>	<b>KPD-105 DR15</b>
Power supply	V/ph/Hz	With communication	With communication	With communication	With communication
Communication wiring	mm <sup>2</sup>	4x1	4x1	4x1	4x1
Width / Height / Depth	mm	1000 / 245 / 750	1000 / 245 / 750	1200 / 245 / 750	1200 / 245 / 750
Net weight	kg	31.8	32.7	38.4	38.4
Air flow low / medium / high	m <sup>3</sup> /h	700 / 1000 / 1200	900 / 1200 / 1500	1100 / 1400 / 1700	1100 / 1400 / 1700
Sound pressure	dB(A)	31 / 32.5 / 33.5	35 / 37 / 39	33 / 36 / 38	34 / 37 / 40
Sound power level	dB(A)	56	58	60	60
Max. pressure available	Pa	160	160	160	160
Possibility of vertical installation		Yes	Yes	Yes	Yes
Air outlet width/height	mm	827/178	827/178	1027/178	1027/178
<b>&gt; Outdoor unit</b>					
		<b>KUE-71 DVR14</b>	<b>KUE-90 DVR14</b>	<b>KUE-105 DVR13</b>	<b>KUE-105 DTR13</b>
Power supply	V/ph/Hz	220-240/1/50	220-240/1/50	220-240/1/50	380-415/3/50
Power wiring	mm <sup>2</sup>	(2+T)x2.5	(2+T)x2.5	(2+T)x4	(4+T)x2.5
Circuit breaker		D20	D30	D30	D20
Width / Height / Depth	mm	890 / 673 / 342	946 / 810 / 410	946 / 810 / 410	946 / 810 / 410
Net weight	kg	41.9	51	66.9	80.5
Air flow	m <sup>3</sup> /h	3500	3800	4000	4000
Sound pressure	dB(A)	60	63	63	63
Sound power level	dB(A)	69	70	70	70
<b>&gt; Refrigerant</b>					
Type refrigerant		R-32	R-32	R-32	R-32
CWP		675	675	675	675
Refrigerant charge	kg	1.4	1.8	2.4	2.4
t CO <sub>2</sub> eq	tCO <sub>2</sub>	0.95	1.22	1.62	1.62
Pre-charge meters	m	5	5	5	5
Supplementary charge	kg/m	0.024	0.024	0.024	0.024
Liquid / Gas pipe diameter	inch	3/8" / 5/8"	3/8" / 5/8"	3/8" / 5/8"	3/8" / 5/8"
Piping total length	m	50	50	75	75
Vertical piping max. length	m	25	25	30	30
<b>&gt; Working range</b>					
Outdoor ambient temperature for heating min. / max.	°C	-15 / 24	-15 / 24	-15 / 24	-15 / 24
Outdoor ambient temperature for cooling min. / max.	°C	-15 / 50	-15 / 50	-15 / 50	-15 / 50

**Cooling and heating capacity. Cooling and heating input. Energy efficiency:** Data for standard conditions. The actual operation conditions depend on the place in which the equipment has been installed and the use made of it. **Sound pressure:** Measurement of the sound pressure is taken using a semi-anechoic chamber at a distance of 1 m from the machine. **Power wiring:** The power wiring is up to 10 m approximately. It must be calculated more precisely for each installation. **Supplementary charge:** The initial factory charge of the machines is valid for the first 5 m (liquid line). For greater distances, a supplementary charge is required, in accordance with the formula 0.012 kg/m × (L-5) in the liquid line is 1/4". For greater diameters, use 0.024 kg/m × (L-5). **Compatible controllers:** The units can integrate one of the controllers from the table or the one recommended by Kaysun. For further information regarding compatibility, see the chapter on Controllers. **NOTE:** Before installing these units, current legislation regarding refrigerant gases must be consulted.





Set Model		KPDA-125 DVR15	KPDA-140 DVR15	KPDA-140 DTR15	KPDA-160 DTR15
<b>&gt; Set</b>					
Cooling capacity rated	kW	12.02	14.07	14.07	15.24
Cooling capacity min. / max.	kW	2.93 / 12.31	3.51 / 15.83	3.51 / 15.83	4.10 / 17.30
Heating capacity rated	kW	13.48	16.12	16.12	17.59
Heating capacity min. / max.	kW	3.37 / 14.07	4.10 / 17.59	4.10 / 17.59	4.39 / 20.52
Heating capacity rated at -7°C	kW	9.14	12.51	12.91	13.26
Cooling input rated	W	4200	4800	4800	5250
Cooling input min. / max.	W	680 / 4500	810 / 6450	810 / 6450	1030 / 6650
Heating input rated	W	3450	4600	4600	5150
Heating input min. / max.	W	750 / 4100	950 / 5800	950 / 5800	950 / 6600
Heating input rated at -7°C	W	4080.36	5738.53	5662.28	5618.64
EER		2.86	2.93	2.93	2.90
COP		3.91	3.50	3.50	3.42
COP at -7°C		2.24	2.18	2.28	2.36
SEER		6.1 - A++	6.1 - A++	6.1 - A++	6.1 - A++
SCOP		4.0 - A+	4.0 - A+	4.0 - A+	4.0 - A+
Shielded communication wiring	mm <sup>2</sup>	4x1	4x1	4x1	4x1
<b>&gt; Indoor unit</b>					
		<b>KPD-125 DR15</b>	<b>KPD-140 DR15</b>	<b>KPD-140 DR15</b>	<b>KPD-160 DR15</b>
Power supply	V/ph/Hz	With communication	With communication	With communication	With communication
Communication wiring	mm <sup>2</sup>	4x1	4x1	4x1	4x1
Width / Height / Depth	mm	1200 / 245 / 750	1200 / 245 / 750	1200 / 245 / 750	1200 / 300 / 750
Net weight	kg	40.4	40.4	40.4	47.4
Air flow low / medium / high	m <sup>3</sup> /h	1300 / 1700 / 2000	1300 / 1700 / 2000	1300 / 1700 / 2000	1500 / 1900 / 2200
Sound pressure	dB(A)	36 / 37.5 / 39	40 / 42 / 44	40 / 42 / 44	41.5 / 43 / 44.5
Sound power level	dB(A)	65	65	65	66
Max. pressure available	Pa	160	200	200	200
Possibility of vertical installation		Yes	Yes	Yes	Yes
Air outlet width/height	mm	1027/178	1027/233	1027/233	1223/320
<b>&gt; Outdoor unit</b>					
		<b>KUE-125 DVR13</b>	<b>KUE-140 DVR14</b>	<b>KUE-140 DTR14</b>	<b>KUE-160 DTR14</b>
Power supply	V/ph/Hz	220-240/1/50	220-240/1/50	380-415/3/50	380-415/3/50
Power wiring	mm <sup>2</sup>	(2+T)x4	(2+T)x4	(4+T)x2.5	(4+T)x4
Circuit breaker		D40	D40	D25	D25
Width / Height / Depth	mm	946 / 810 / 410	980 / 975 / 375	980 / 975 / 375	980 / 975 / 375
Net weight	kg	71.0	82.5	90.0	92.0
Air flow	m <sup>3</sup> /h	4000	5600	5600	5600
Sound pressure	dB(A)	63	64.5	64.5	65
Sound power level	dB(A)	73	73	73	74
<b>&gt; Refrigerant</b>					
Type refrigerant		R-32	R-32	R-32	R-32
GWP		675	675	675	675
Refrigerant charge	kg	2.8	2.9	2.9	3.2
t CO <sub>2</sub> eq	tCO <sub>2</sub>	1.89	1.96	1.96	2.16
Pre-charge meters	m	5	5	5	5
Supplementary charge	kg/m	0.024	0.024	0.024	0.024
Liquid / Gas pipe diameter	inch	3/8" / 5/8"	3/8" / 5/8"	3/8" / 5/8"	3/8" / 5/8"
Piping total length	m	75	75	75	75
Vertical piping max. length	m	30	30	30	30
<b>&gt; Working range</b>					
Outdoor ambient temperature for heating min. / max.	°C	-15 / 24	-15 / 24	-15 / 24	-15 / 24
Outdoor ambient temperature for cooling min. / max.	°C	-15 / 50	-15 / 50	-15 / 50	-15 / 50

**Cooling and heating capacity. Cooling and heating input. Energy efficiency:** Data for standard conditions. The actual operation conditions depend on the place in which the equipment has been installed and the use made of it. **Sound pressure:** Measurement of the sound pressure is taken using a semi-anechoic chamber at a distance of 1 m from the machine. **Power wiring:** The power wiring is up to 10 m approximately. It must be calculated more precisely for each installation. **Supplementary charge:** The initial factory charge of the machines is valid for the first 5 m (liquid line). For greater distances, a supplementary charge is required, in accordance with the formula 0.012 kg/m × (L-5) in the liquid line is 1/4". For greater diameters, use 0.024 kg/m × (L-5). **Compatible controllers:** The units can integrate one of the controllers from the table or the one recommended by Kaysun. For further information regarding compatibility, see the chapter on Controllers. **NOTE:** Before installing these units, current legislation regarding refrigerant gases must be consulted.



# Cassette 600x600



The Kaysun 600x600 cassette fits perfectly within any ceiling thanks to its 600x600 dimensions. The panel provides 360° airflow in order to achieve uniform air distribution, thanks to its low-consumption DC Inverter fan.



## Characteristics

- Full DC Inverter technology, both the compressor and fans use inverter technology for maximum efficiency.
- 360° climate control thanks to the integrated diffusion system for maximum comfort.
- Individual louver control through the supplied remote.
- Possibility of WiFi control via the wired control.
- Integrated condensate pump capable of lifting water up to 1000 mm.
- Prepared for the supply of outside air for the renewal of the room air.
- Possibility to air-condition an adjacent room through a duct.



KID-06 S  
Standard

FOR "COMPATIBLE CONTROLS AND ACCESSORIES" SEE PAGE 130





Set Model		KCIA-26 DVR15	KCIA-35 DVR15	KCIA-52 DVR15
<b>&gt; Set</b>				
Cooling capacity rated	kW	2.63	3.52	5.28
Cooling capacity min. / max.	kW	0.35 / 3.07	0.85 / 4.16	2.9 / 5.59
Heating capacity rated	kW	3.07	3.81	5.57
Heating capacity min. / max.	kW	0.90 / 3.51	0.47 / 4.34	2.37 / 6.1
Heating capacity rated at -7°C	kW	2.30	2.83	4.02
Cooling input rated	W	800	1015	1550
Cooling input min. / max.	W	145 / 1100	160 / 1450	720 / 2040
Heating input rated	W	1000	1020	1560
Heating input min. / max.	W	300 / 1300	125 / 1390	700 / 1950
Heating input rated at -7°C	W	1040.72	1341.23	1703.39
EER		3.29	3.47	3.41
COP		3.07	3.73	3.57
COP at -7°C		2.21	2.11	2.36
SEER		6.3 - A++	6.8 - A++	6.5 - A++
SCOP		4.1 - A+	4.1 - A+	4.1 - A+
Shielded communication wiring	mm <sup>2</sup>	4x1	4x1	4x1
<b>&gt; Indoor unit</b>				
		<b>KCI-26 DR15</b>	<b>KCI-35 DR15</b>	<b>KCI-52 DR15</b>
Power supply	V/ph/Hz	With communication	With communication	With communication
Communication wiring	mm <sup>2</sup>	4x1	4x1	4x1
Width / Height / Depth	mm	570 / 245 / 570	570 / 245 / 570	570 / 245 / 570
Net weight	kg	16.2	16.2	16.2
Air flow low / medium / high	m <sup>3</sup> /h	330 / 520 / 620	330 / 520 / 620	300 / 540 / 660
Sound pressure	dB(A)	25.5 / 31.5 / 38.5 / 42	25.5 / 31.5 / 38.5 / 42	25 / 31.5 / 41 / 44
Sound power level	dB(A)	55	55	59
Panel; Model		KPA-03B 600x600	KPA-03B 600x600	KPA-03B 600x600
Panel; Width / Height / Depth	mm	620 / 50 / 620	620 / 50 / 620	620 / 50 / 620
Panel; Net weight	kg	2.7	2.7	2.7
<b>&gt; Outdoor unit</b>				
		<b>KUE-26 DVR14</b>	<b>KUE-35 DVR13</b>	<b>KUE-52 DVR13</b>
Power supply	V/ph/Hz	220-240/1/50	220-240/1/50	220-240/1/50
Power wiring	mm <sup>2</sup>	(2+T)x1.5	(2+T)x1.5	(2+T)x1.5
Circuit breaker		D20	D20	D20
Width / Height / Depth	mm	765 / 555 / 303	765 / 555 / 303	805 / 554 / 303
Net weight	kg	26.6	26.6	32.5
Air flow	m <sup>3</sup> /h	2000	2000	2100
Sound pressure	dB(A)	54	54	59
Sound power level	dB(A)	61	61	62
<b>&gt; Refrigerant</b>				
Type refrigerant		R-32	R-32	R-32
GWP		675	675	675
Refrigerant charge	kg	0.65	0.71	1.15
t CO <sub>2</sub> eq	tCO <sub>2</sub>	0.44	0.48	0.78
Pre-charge meters	m	5	5	5
Supplementary charge	kg/m	0.012	0.012	0.012
Liquid / Gas pipe diameter	inch	1/4" / 3/8"	1/4" / 3/8"	1/4" / 3/8"
Piping total length	m	25	25	25
Vertical piping max. length	m	10	10	10
<b>&gt; Working range</b>				
Outdoor ambient temperature for heating min. / max.	°C	-15 / 24	-15 / 24	-15 / 24
Outdoor ambient temperature for cooling min. / max.	°C	-15 / 50	-15 / 50	-15 / 50
Provisional data				

**Cooling and heating capacity. Cooling and heating input. Energy efficiency:** Data for standard conditions. The actual operation conditions depend on the place in which the equipment has been installed and the use made of it. **Sound pressure:** Measurement of the sound pressure is taken using a semi-anechoic chamber at a distance of 1 m from the machine. **Power wiring:** The power wiring is up to 10 m approximately. It must be calculated more precisely for each installation. **Supplementary charge:** The initial factory charge of the machines is valid for the first 5 m (liquid line). For greater distances, a supplementary charge is required, in accordance with the formula 0.012 kg/m × (L-5) in the liquid line is 1/4". For greater diameters, use 0.024 kg/m × (L-5). **Compatible controllers:** The units can integrate one of the controllers from the table or the one recommended by Kaysun. For further information regarding compatibility, see the chapter on Controllers. **NOTE:** Before installing these units, current legislation regarding refrigerant gases must be consulted.



# Superslim Cassette 840x840



The Kaysun low profile Cassette SuperSlim 840x840 units with 360° airflow achieve uniform, rapid climate control which reaches every corner of the room thanks to their DC Inverter fans.

## Characteristics

- Full DC Inverter technology, with both the compressor and fans using inverter technology for maximum efficiency
- 360° climate control enabled by the integrated diffusion system for maximum comfort
- Individual blade control via the supplied remote
- Possibility of WiFi control via the wired remote or the K04 WIFI LCAC accessory
- Integrated condensate pump capable of lifting water up to 1000 mm



KID-06 S  
Standard

FOR "COMPATIBLE CONTROLS AND ACCESSORIES" SEE PAGE 130





EUROVENT

R-32  
REFRIGERANT50/60  
HzCOMPATIBLE  
WITH AIRZONENETHOME  
PLUSON/OFF  
CONTACT

FOLLOW ME

FRESH AIR  
SUPPLY

Set model		KCISA-71 DVR15	KCISA-90 DVR15
<b>&gt; Set</b>			
Cooling capacity rated	kW	7.03	8.79
Cooling capacity min. / max.	kW	3.3 / 7.91	2.23 / 9.38
Heating capacity rated	kW	7.52	9.38
Heating capacity min. / max.	kW	2.79 / 8.50	2.7 / 9.73
Heating capacity rated at -7°C	kW	6.37	6.81
Cooling input rated	W	2320	2750
Cooling input min. / max.	W	780 / 2750	190 / 3000
Heating input rated	W	1900	2450
Heating input min. / max.	W	610 / 2300	430 / 2550
Heating input rated at -7°C	W	2665.27	2757.09
EER		2.88	3.2
COP		4.10	4
COP at -7°C		2.39	2.47
SEER		6.3 - A++	6.6 - A++
SCOP		4.1 - A+	4.2 - A+
Shielded communication wiring	mm <sup>2</sup>	4x1	4x1
<b>&gt; Indoor unit</b>			
		<b>KCIS-71 DR14</b>	<b>KCIS-90 DR14</b>
Power supply	V/ph/Hz	With communication	With communication
Communication wiring	mm <sup>2</sup>	4x1	4x1
Width / Height / Depth	mm	830 / 205 / 830	830 / 245 / 830
Net weight	kg	21.6	24.6
Air flow low / medium / high	m <sup>3</sup> /h	992 / 1118 / 1247	1300 / 1530 / 1700
Sound pressure	dB(A)	42 / 47.5 / 50	46 / 48 / 50.5
Sound power level	dB(A)	59	63
Panel; Model		LCAC KPA4-04B 840x840	LCAC KPA4-04B 840x840
Panel; Width / Height / Depth	mm	950 / 55 / 950	950 / 55 / 950
Panel; Net weight	kg	6	6
Power wiring	mm <sup>2</sup>	With communication	With communication
<b>&gt; Outdoor unit</b>			
		<b>KUE-71 DVR14</b>	<b>KUE-90 DVR14</b>
Power supply	V/ph/Hz	220-240/1/50	220-240/1/50
Power wiring	mm <sup>2</sup>	(2+T)x2.5	(2+T)x2.5
Circuit breaker		D20	D30
Width / Height / Depth	mm	890 / 673 / 342	946 / 810 / 410
Net weight	kg	41.9	51
Air flow	m <sup>3</sup> /h	3500	3800
Sound pressure	dB(A)	60	62
Sound power level	dB(A)	68	70
<b>&gt; Refrigerant</b>			
Type refrigerant		R-32	R-32
GWP		675	675
Refrigerant charge	kg	1.9	2
t CO <sub>2</sub> eq	tCO <sub>2</sub>	1.28	1.35
Pre-charge meters	m	5	5
Supplementary charge	kg/m	0.024	0.024
Liquid / Gas pipe diameter	inch	3/8" / 5/8"	3/8" / 5/8"
Piping total length	m	50	50
Vertical piping max. length	m	25	25
<b>&gt; Working range</b>			
Outdoor ambient temperature for heating min. / max.	°C	-15 / 24	-15 / 24
Outdoor ambient temperature for cooling min. / max.	°C	-15 / 50	-15 / 50

**Cooling and heating capacity. Cooling and heating input. Energy efficiency:** Data for standard conditions. The actual operation conditions depend on the place in which the equipment has been installed and the use made of it. **Sound pressure:** Measurement of the sound pressure is taken using a semi-anechoic chamber at a distance of 1 m from the machine. **Power wiring:** The power wiring is up to 10 m approximately. It must be calculated more precisely for each installation. **Supplementary charge:** The initial factory charge of the machines is valid for the first 5 m (liquid line). For greater distances, a supplementary charge is required, in accordance with the formula 0.012 kg/m × (L-5) in the liquid line is 1/4". For greater diameters, use 0.024 kg/m × (L-5). **Compatible controllers:** The units can integrate one of the controllers from the table or the one recommended by Kaysun. For further information regarding compatibility, see the chapter on Controllers. **NOTE:** Before installing these units, current legislation regarding refrigerant gases must be consulted.



# Superslim Cassette 840x840

Set Model		KCISA-105 DTR14	KCISA-105 DVR14	KCISA-125 DVR14
<b>&gt; Set</b>				
Cooling capacity rated	kW	10.55	10.55	12.02
Cooling capacity min. / max.	kW	2.7 / 11.43	2.7 / 11.43	2.93 / 12.31
Heating capacity rated	kW	11.14	11.14	13.48
Heating capacity min. / max.	kW	2.78 / 12.66	2.78 / 12.66	3.37 / 14.07
Heating capacity rated at -7°C	kW	7.52	7.08	8.41
Cooling input rated	W	4000	4000	4200
Cooling input min. / max.	W	890 / 4150	890 / 4150	680 / 4350
Heating input rated	W	3000	3000	3700
Heating input min. / max.	W	780 / 4000	780 / 4000	750 / 4250
Heating input rated at -7°C	W	2892.31	2671.7	3173.58
EER		2.65	2.65	2.85
COP		3.68	3.68	3.6
COP at -7°C		2.6	2.65	2.65
SEER		6.7 - A++	6.3 - A++	6.1 - A++
SCOP		4.0 - A+	3.9 - A+	4.0 - A+
Shielded communication wiring	mm <sup>2</sup>	4x1	4x1	4x1
<b>&gt; Indoor unit</b>				
		<b>KCIS-105 DR14</b>	<b>KCIS-105 DR14</b>	<b>KCIS-125 DR14</b>
Power supply	V/ph/Hz	With communication	With communication	With communication
Communication wiring	mm <sup>2</sup>	4x1	4x1	4x1
Width / Height / Depth	mm	830 / 245 / 830	830 / 245 / 830	830 / 287 / 830
Net weight	kg	27.2	27.2	29.3
Air flow low / medium / high	m <sup>3</sup> /h	1300 / 1530 / 1700	1300 / 1530 / 1700	1600 / 1750 / 1900
Sound pressure	dB(A)	46 / 49 / 51	46 / 49 / 51	47.5 / 50 / 52.5
Sound power level	dB(A)	64	64	66
Panel; Model		LCAC KPA4-04B 840x840	LCAC KPA4-04B 840x840	LCAC KPA4-04B 840x840
Panel; Width / Height / Depth	mm	950 / 55 / 950	950 / 55 / 950	950 / 55 / 950
Panel; Net weight	kg	6	6	6
Power wiring	mm <sup>2</sup>	With communication	With communication	With communication
<b>&gt; Outdoor unit</b>				
		<b>KUE-105 DTR13</b>	<b>KUE-105 DVR13</b>	<b>KUE-125 DVR13</b>
Power supply	V/ph/Hz	220-240/1/50	380-415/3/50	220-240/1/50
Power wiring	mm <sup>2</sup>	(2+T)x4	(4+T)x2.5	(2+T)x4
Circuit breaker		D30	D20	D40
Width / Height / Depth	mm	946 / 810 / 410	946 / 810 / 410	946 / 810 / 410
Net weight	kg	66.9	80.5	71.0
Air flow	m <sup>3</sup> /h	4000	4000	4000
Sound pressure	dB(A)	63	63	63
Sound power level	dB(A)	70	70	72
<b>&gt; Refrigerant</b>				
Type refrigerant		R-32	R-32	R-32
GWP		675	675	675
Refrigerant charge	kg	2.4	2.4	2.8
t CO <sub>2</sub> eq	tCO <sub>2</sub>	1.62	1.62	1.89
Pre-charge meters	m	5	5	5
Supplementary charge	kg/m	0.024	0.024	0.024
Liquid / Gas pipe diameter	inch	3/8" / 5/8"	3/8" / 5/8"	3/8" / 5/8"
Piping total length	m	75	75	75
Vertical piping max. length	m	30	30	30
<b>&gt; Working range</b>				
Outdoor ambient temperature for heating min. / max.	°C	-15 / 24	-15 / 24	-15 / 24
Outdoor ambient temperature for cooling min. / max.	°C	-15 / 50	-15 / 50	-15 / 50

**Cooling and heating capacity. Cooling and heating input. Energy efficiency:** Data for standard conditions. The actual operation conditions depend on the place in which the equipment has been installed and the use made of it. **Sound pressure:** Measurement of the sound pressure is taken using a semi-anechoic chamber at a distance of 1 m from the machine. **Power wiring:** The power wiring is up to 10 m approximately. It must be calculated more precisely for each installation. **Supplementary charge:** The initial factory charge of the machines is valid for the first 5 m (liquid line). For greater distances, a supplementary charge is required, in accordance with the formula 0.012 kg/m × (L-5) in the liquid line is 1/4". For greater diameters, use 0.024 kg/m × (L-5). **Compatible controllers:** The units can integrate one of the controllers from the table or the one recommended by Kaysun. For further information regarding compatibility, see the chapter on Controllers. **NOTE:** Before installing these units, current legislation regarding refrigerant gases must be consulted.





EUROVENT

R-32  
REFRIGERANT50/60  
HzCOMPATIBLE  
WITH AIRZONENETHOME  
PLUSON/OFF  
CONTACT

FOLLOW ME

FRESH AIR  
SUPPLY

Set Model		KCISA-140 DVR15	KCISA-140 DTR15	KCISA-160 DTR15
<b>&gt; Set</b>				
Cooling capacity rated	kW	14.07	14.07	15.24
Cooling capacity min. / max.	kW	3.52 / 15.83	3.52 / 15.83	4.10 / 16.12
Heating capacity rated	kW	16.12	16.12	18.17
Heating capacity min. / max.	kW	4.10 / 17.00	4.20 / 17.29	4.40 / 19.05
Heating capacity rated at -7°C	kW	12.46	12.50	12.39
Cooling input rated	W	4850	4980	5700
Cooling input min. / max.	W	810 / 5700	810 / 6350	1000 / 6250
Heating input rated	W	4500	4580	5700
Heating input min. / max.	W	910 / 5800	900 / 5500	1020 / 6350
Heating input rated at -7°C	W	5663.64	5924.17	5844.34
EER		3.03	3.03	2.95
COP		3.5	3.5	3.22
COP at -7°C		2.20	2.11	2.12
SEER		6.1 - A++	6.1 - A++	6.1 - A++
SCOP		4.0 - A+	4.0 - A+	4.0 - A+
Shielded communication wiring	mm <sup>2</sup>	4x1	4x1	4x1
<b>&gt; Indoor unit</b>				
		<b>KCIS-140 DR14</b>	<b>KCIS-140 DR14</b>	<b>KCIS-160 DR14</b>
Power supply	V/ph/Hz	With communication	With communication	With communication
Communication wiring	mm <sup>2</sup>	4x1	4x1	4x1
Width / Height / Depth	mm	830 / 287 / 830	830 / 287 / 830	830 / 287 / 830
Net weight	kg	29.3	29.3	29.3
Air flow low / medium / high	m <sup>3</sup> /h	1600 / 1750 / 1900	1600 / 1750 / 1900	1650 / 1850 / 2000
Sound pressure	dB(A)	48 / 50.5 / 52.5	48 / 50.5 / 52.5	49.5 / 52 / 54.5
Sound power level	dB(A)	66	66	66
Panel; Model		LCAC KPA4-04B 840x840	LCAC KPA4-04B 840x840	LCAC KPA4-04B 840x840
Panel; Width / Height / Depth	mm	950 / 55 / 950	950 / 55 / 950	950 / 55 / 950
Panel; Net weight	kg	6	6	6
Power wiring	mm <sup>2</sup>	With communication	With communication	With communication
<b>&gt; Outdoor unit</b>				
		<b>KUE-140 DVR14</b>	<b>KUE-140 DTR14</b>	<b>KUE-160 DTR14</b>
Power supply	V/ph/Hz	220-240/1/50	380-415/3/50	380-415/3/50
Power wiring	mm <sup>2</sup>	(2+T)x4	(4+T)x2.5	(4+T)x4
Circuit breaker		D40	D25	D25
Width / Height / Depth	mm	980 / 975 / 375	980 / 975 / 375	980 / 975 / 375
Net weight	kg	82.5	82.5	92.0
Air flow	m <sup>3</sup> /h	5600	5600	5600
Sound pressure	dB(A)	64	64	65
Sound power level	dB(A)	73	73	75
<b>&gt; Refrigerant</b>				
Type refrigerant		R-32	R-32	R-32
GWP		675	675	675
Refrigerant charge	kg	2.9	2.9	3
t CO <sub>2</sub> eq	tCO <sub>2</sub>	1.96	1.96	2.03
Pre-charge meters	m	5	5	5
Supplementary charge	kg/m	0.024	0.024	0.024
Liquid / Gas pipe diameter	inch	3/8" / 5/8"	3/8" / 5/8"	3/8" / 5/8"
Piping total length	m	75	75	75
Vertical piping max. length	m	30	30	30
<b>&gt; Working range</b>				
Outdoor ambient temperature for heating min. / max.	°C	-15 / 24	-15 / 24	-15 / 24
Outdoor ambient temperature for cooling min. / max.	°C	-15 / 50	-15 / 50	-15 / 50

**Cooling and heating capacity. Cooling and heating input. Energy efficiency:** Data for standard conditions. The actual operation conditions depend on the place in which the equipment has been installed and the use made of it. **Sound pressure:** Measurement of the sound pressure is taken using a semi-anechoic chamber at a distance of 1 m from the machine. **Power wiring:** The power wiring is up to 10 m approximately. It must be calculated more precisely for each installation. **Supplementary charge:** The initial factory charge of the machines is valid for the first 5 m (liquid line). For greater distances, a supplementary charge is required, in accordance with the formula 0.012 kg/m × (L-5) in the liquid line is 1/4". For greater diameters, use 0.024 kg/m × (L-5). **Compatible controllers:** The units can integrate one of the controllers from the table or the one recommended by Kaysun. For further information regarding compatibility, see the chapter on Controllers. **NOTE:** Before installing these units, current legislation regarding refrigerant gases must be consulted.



# Floor/Ceiling



Floor/Ceiling units complete the extensive Kaysun Zen R-32 range. They can be installed in vertical or horizontal position. Thanks to the Inverter fan on the indoor unit, sound and consumption levels remain as low as possible.

## Characteristics

- Full DC Inverter technology, with both the compressor and fans using inverter technology for maximum efficiency.
- Versatile installation, as it can be mounted either on the floor or ceiling.
- Possibility of WiFi control through the wired control.
- Ease of maintenance due to easy access to all its components.



KID-06 S  
Standard

FOR "COMPATIBLE CONTROLS AND ACCESSORIES" SEE PAGE 130





Set model		KPCA-52 DVR14	KPCA-71 DVR15	KPCA-105 DVR14
<b>&gt; Set</b>				
Cooling capacity rated	kW	5.28	7.03	10.55
Cooling capacity min. / max.	kW	2.71 / 5.86	3.22 / 7.95	2.73 / 11.43
Heating capacity rated	kW	5.57	7.62	11.72
Heating capacity min. / max.	kW	2.42 / 6.3	2.72 / 8.50	2.78 / 12.78
Heating capacity rated at -7°C	kW	3.54	6.68	7.61
Cooling input rated	W	1450	2300	3900
Cooling input min. / max.	W	670 / 2027	750 / 2730	900 / 4250
Heating input rated	W	1500	1980	3350
Heating input min. / max.	W	540 / 1640	650 / 2940	800 / 3950
Heating input rated at -7°C	W	1229.17	2760.33	3044
EER		3.7	2.95	2.6
COP		3.75	4	3.6
COP at -7°C		2.88	2.42	2.5
SEER		6.2 - A++	6.1 - A++	6.2 - A++
SCOP		4.0 - A+	4.1 - A+	4.0 - A+
Shielded communication wiring	mm <sup>2</sup>	4x1	4x1	4x1
<b>&gt; Indoor unit</b>				
		<b>KPC-52 DR14</b>	<b>KPC-71 DR14</b>	<b>KPC-105 DR14</b>
Power supply	V/ph/Hz	With communication	With communication	With communication
Communication wiring	mm <sup>2</sup>	4x1	4x1	4x1
Width / Height / Depth	mm	1068 / 235 / 675	1068 / 235 / 675	1650 / 235 / 675
Net weight	kg	28	28	41.5
Air flow low / medium / high	m <sup>3</sup> /h	723 / 839 / 958	853 / 1023 / 1192	1504 / 1728 / 2100
Sound pressure	dB(A)	37 / 41/ 44	43 / 47/ 51	45 / 48/ 51.5
Sound power level	dB(A)	59	55	65
Power wiring	mm <sup>2</sup>	With communication	With communication	With communication
<b>&gt; Outdoor unit</b>				
		<b>KUE-52 DVR13</b>	<b>KUE-71 DVR14</b>	<b>KUE-105 DVR13</b>
Power supply	V/ph/Hz	220-240/1/50	220-240/1/50	380-415/3/50
Power wiring	mm <sup>2</sup>	(2+T)x1.5	(2+T)x2.5	(4+T)x2.5
Circuit breaker		D20	D20	D20
Width / Height / Depth	mm	805 / 554 / 330	890 / 673 / 342	946 / 810 / 410
Net weight	kg	32.5	41.9	80.5
Air flow	m <sup>3</sup> /h	2100	3500	4000
Sound pressure	dB(A)	56	60	63
Sound power level	dB(A)	65	68	70
<b>&gt; Refrigerant</b>				
Type refrigerant		R-32	R-32	R-32
GWP		675	675	675
Refrigerant charge	kg	1.15	1.5	2.4
t CO <sub>2</sub> eq	tCO <sub>2</sub>	0.78	1.01	1.62
Pre-charge meters	m	5	5	5
Supplementary charge	kg/m	0.012	0.024	0.024
Liquid / Gas pipe diameter	inch	1/4" / 1/2"	3/8" / 5/8"	3/8" / 5/8"
Piping total length	m	30	50	75
Vertical piping max. length	m	20	25	30
<b>&gt; Working range</b>				
Outdoor ambient temperature for heating min. / max.	°C	-15 / 24	-15 / 24	-15 / 24
Outdoor ambient temperature for cooling min. / max.	°C	-15 / 50	-15 / 50	-15 / 50

**Cooling and heating capacity. Cooling and heating input. Energy efficiency:** Data for standard conditions. The actual operation conditions depend on the place in which the equipment has been installed and the use made of it. **Sound pressure:** Measurement of the sound pressure is taken using a semi-anechoic chamber at a distance of 1 m from the machine. **Power wiring:** The power wiring is up to 10 m approximately. It must be calculated more precisely for each installation. **Supplementary charge:** The initial factory charge of the machines is valid for the first 5 m (liquid line). For greater distances, a supplementary charge is required, in accordance with the formula 0.012 kg/m × (L-5) in the liquid line is 1/4". For greater diameters, use 0.024 kg/m × (L-5). **Compatible controllers:** The units can integrate one of the controllers from the table or the one recommended by Kaysun. For further information regarding compatibility, see the chapter on Controllers. **NOTE:** Before installing these units, current legislation regarding refrigerant gases must be consulted.



# Floor/Ceiling

Set model		KPCA-105 DTR14	KPCA-140 DVR15
<b>&gt; Set</b>			
Cooling capacity rated	kW	10.55	14.07
Cooling capacity min. / max.	kW	2.73 / 11.78	3.52 / 15.83
Heating capacity rated	kW	11.72	16.12
Heating capacity min. / max.	kW	2.81 / 12.78	4.10 / 17.30
Heating capacity rated at -7°C	kW	7.61	12.51
Cooling input rated	W	4000	5000
Cooling input min. / max.	W	890 / 4300	810 / 6350
Heating input rated	W	3350	4750
Heating input min. / max.	W	780 / 3950	910 / 6050
Heating input rated at -7°C	W	3044	5764.98
EER		2.6	2.83
COP		3.6	3.07
COP at -7°C		2.5	2.17
SEER		6.4 - A++	6.1 - A++
SCOP		4.1 - A+	4.0 - A+
Shielded communication wiring	mm <sup>2</sup>	4x1	4x1
<b>&gt; Indoor unit</b>			
		<b>KPC-105 DR14</b>	<b>KPC-140 DR14</b>
Power supply	V/ph/Hz	With communication	With communication
Communication wiring	mm <sup>2</sup>	4x1	4x1
Width / Height / Depth	mm	1650 / 235 / 675	1650 / 235 / 675
Net weight	kg	41.5	41.7
Air flow low / medium / high	m <sup>3</sup> /h	1504 / 1728 / 1955	1600 / 1850 / 2200
Sound pressure	dB(A)	45 / 47.5 / 51	46 / 50 / 53
Sound power level	dB(A)	65	67
Power wiring	mm <sup>2</sup>	With communication	With communication
<b>&gt; Outdoor unit</b>			
		<b>KUE-105 DTR13</b>	<b>KUE-140 DVR14</b>
Power supply	V/ph/Hz	220-240/1/50	220-240/1/50
Power wiring	mm <sup>2</sup>	(2+T)x4	(2+T)x4
Circuit breaker		D30	D40
Width / Height / Depth	mm	946 / 810 / 410	980 / 975 / 375
Net weight	kg	66.9	82.5
Air flow	m <sup>3</sup> /h	4000	5600
Sound pressure	dB(A)	62	64
Sound power level	dB(A)	70	73
<b>&gt; Refrigerant</b>			
Type refrigerant		R-32	R-32
GWP		675	675
Refrigerant charge	kg	2	2.4
t CO <sub>2</sub> eq	tCO <sub>2</sub>	1.35	1.62
Pre-charge meters	m	5	5
Supplementary charge	kg/m	0.024	0.024
Liquid / Gas pipe diameter	inch	3/8" / 5/8"	3/8" / 5/8"
Piping total length	m	50	75
Vertical piping max. length	m	25	30
<b>&gt; Working range</b>			
Outdoor ambient temperature for heating min. / max.	°C	-15 / 24	-15 / 24
Outdoor ambient temperature for cooling min. / max.	°C	-15 / 50	-15 / 50

**Cooling and heating capacity. Cooling and heating input. Energy efficiency:** Data for standard conditions. The actual operation conditions depend on the place in which the equipment has been installed and the use made of it. **Sound pressure:** Measurement of the sound pressure is taken using a semi-anechoic chamber at a distance of 1 m from the machine. **Power wiring:** The power wiring is up to 10 m approximately. It must be calculated more precisely for each installation. **Supplementary charge:** The initial factory charge of the machines is valid for the first 5 m (liquid line). For greater distances, a supplementary charge is required, in accordance with the formula 0.012 kg/m × (L-5) in the liquid line is 1/4". For greater diameters, use 0.024 kg/m × (L-5). **Compatible controllers:** The units can integrate one of the controllers from the table or the one recommended by Kaysun. For further information regarding compatibility, see the chapter on Controllers. **NOTE:** Before installing these units, current legislation regarding refrigerant gases must be consulted.





Set Model		KPCA-140 DTR15	KPCA-160 DTR15
<b>&gt; Set</b>			
Cooling capacity rated	kW	14.07	15.24
Cooling capacity min. / max.	kW	3.52 / 15.24	4.10 / 16.12
Heating capacity rated	kW	16.12	18.17
Heating capacity min. / max.	kW	4.10 / 17.59	4.40 / 19.35
Heating capacity rated at -7°C	kW	12.35	12.41
Cooling input rated	W	5000	5900
Cooling input min. / max.	W	910 / 6200	1100 / 6500
Heating input rated	W	4800	5950
Heating input min. / max.	W	950 / 5950	1120 / 6350
Heating input rated at -7°C	W	5744.19	5799.07
EER		2.83	2.76
COP		3.07	3
COP at -7°C		2.15	2.14
SEER		6.1 - A++	6.1 - A++
SCOP		4.0 - A+	4.0 - A+
Shielded communication wiring	mm <sup>2</sup>	4x1	4x1
<b>&gt; Indoor unit</b>			
		<b>KPC-140 DR14</b>	<b>KPC-160 DR14</b>
Power supply	V/ph/Hz	With communication	With communication
Communication wiring	mm <sup>2</sup>	4x1	4x1
Width / Height / Depth	mm	1650 / 235 / 675	1650 / 235 / 675
Net weight	kg	41.7	42.3
Air flow low / medium / high	m <sup>3</sup> /h	1600 / 1850 / 2200	1650 / 1950 / 2200
Sound pressure	dB(A)	46 / 50 / 53	48 / 52 / 55
Sound power level	dB(A)	67	67
Power wiring	mm <sup>2</sup>	With communication	With communication
<b>&gt; Outdoor unit</b>			
		<b>KUE-140 DTR14</b>	<b>KUE-160 DTR14</b>
Power supply	V/ph/Hz	380-415/3/50	380-415/3/50
Power wiring	mm <sup>2</sup>	(4+T)x2.5	(4+T)x4
Circuit breaker		D25	D25
Width / Height / Depth	mm	980 / 975 / 375	980 / 975 / 375
Net weight	kg	90.0	92.0
Air flow	m <sup>3</sup> /h	5600	5600
Sound pressure	dB(A)	64	65
Sound power level	dB(A)	73	75
<b>&gt; Refrigerant</b>			
Type refrigerant		R-32	R-32
GWP		675	675
Refrigerant charge	kg	2.4	2.8
t CO <sub>2</sub> eq	tCO <sub>2</sub>	1.62	1.89
Pre-charge meters	m	5	5
Supplementary charge	kg/m	0.024	0.024
Liquid / Gas pipe diameter	inch	3/8" / 5/8"	3/8" / 5/8"
Piping total length	m	75	75
Vertical piping max. length	m	30	30
<b>&gt; Working range</b>			
Outdoor ambient temperature for heating min. / max.	°C	-15 / 24	-15 / 24
Outdoor ambient temperature for cooling min. / max.	°C	-15 / 50	-15 / 50

**Cooling and heating capacity. Cooling and heating input. Energy efficiency:** Data for standard conditions. The actual operation conditions depend on the place in which the equipment has been installed and the use made of it. **Sound pressure:** Measurement of the sound pressure is taken using a semi-anechoic chamber at a distance of 1 m from the machine. **Power wiring:** The power wiring is up to 10 m approximately. It must be calculated more precisely for each installation. **Supplementary charge:** The initial factory charge of the machines is valid for the first 5 m (liquid line). For greater distances, a supplementary charge is required, in accordance with the formula  $0.012 \text{ kg/m} \times (\text{L}-5)$  in the liquid line is 1/4". For greater diameters, use  $0.024 \text{ kg/m} \times (\text{L}-5)$ . **Compatible controllers:** The units can integrate one of the controllers from the table or the one recommended by Kaysun. For further information regarding compatibility, see the chapter on Controllers. **NOTE:** Before installing these units, current legislation regarding refrigerant gases must be consulted.



# Floor Standing



The column unit offers excellent ventilation and cooling capacity, ensuring uniform air conditioning in large spaces.

## Characteristics

- Full DC Inverter technology, with both the compressor and fans using inverter technology for maximum efficiency
- Versatile installation, as it can be mounted either on the floor or ceiling
- Possibility of WiFi control through the wired control
- Ease of maintenance due to easy access to all its components



FOR "COMPATIBLE CONTROLS AND ACCESSORIES" SEE PAGE 130





Set Model		KPVA-160 DTR14
> Set		
Cooling capacity rated	kW	15.25
Cooling capacity min. / max.	kW	4.11 / 16.13
Heating capacity rated	kW	18.18
Heating capacity min. / max.	kW	4.40 / 18.77
Heating capacity rated at -7°C	kW	12.27
Cooling input rated	W	6000
Cooling input min. / max.	W	1000 / 7200
Heating input rated	W	5600
Heating input min. / max.	W	1020 / 7200
Heating input rated at -7°C	W	6044.33
EER		2.54
COP		3.24
COP at -7°C		2.03
SEER		5.8 - A+
SCOP		4.0 - A+
Shielded communication wiring	mm <sup>2</sup>	4x1mm2
> Indoor unit		
KPV-160 DR14		
Power supply	V/ph/Hz	With communication
Communication wiring	mm <sup>2</sup>	4x1
Width / Height / Depth	mm	600 / 1934 / 455
Net weight	kg	61.4
Air flow low / medium / high	m <sup>3</sup> /h	1600 / 1750 / 1950
Sound pressure	dB(A)	40 / 45 / 50/ 53
Sound power level	dB(A)	64
> Outdoor unit		
KUE-160 DTR14		
Power supply	V/ph/Hz	380-415/3/50
Power wiring	mm <sup>2</sup>	(4+T)x4
Circuit breaker		D25
Width / Height / Depth	mm	980 / 975 / 375
Net weight	kg	92
Air flow	m <sup>3</sup> /h	5600
Sound pressure	dB(A)	65
Sound power level	dB(A)	73
> Refrigerant		
Type refrigerant		R-32
GWP		675
Refrigerant charge	kg	3.2
t CO <sub>2</sub> eq	tCO <sub>2</sub>	2.16
Pre-charge meters	m	5
Supplementary charge	kg/m	0.024
Liquid / Gas pipe diameter	inch	3/8" / 5/8"
Piping total length	m	75
Vertical piping max. length	m	30
> Working range		
Outdoor ambient temperature for heating min. / max.	°C	20 / 24
Outdoor ambient temperature for cooling min. / max.	°C	-15 / 50

**Cooling and heating capacity. Cooling and heating input. Energy efficiency:** Data for standard conditions. The actual operation conditions depend on the place in which the equipment has been installed and the use made of it. **Sound pressure:** Measurement of the sound pressure is taken using a semi-anechoic chamber at a distance of 1 m from the machine. **Power wiring:** The power wiring is up to 10 m approximately. It must be calculated more precisely for each installation. **Supplementary charge:** The initial factory charge of the machines is valid for the first 5 m (liquid line). For greater distances, a supplementary charge is required, in accordance with the formula 0.012 kg/m × (L-5) in the liquid line is 1/4". For greater diameters, use 0.024 kg/m × (L-5). **Compatible controllers:** The units can integrate one of the controllers from the table or the one recommended by Kaysun. For further information regarding compatibility, see the chapter on Controllers. **NOTE:** Before installing these units, current legislation regarding refrigerant gases must be consulted.



# AHUKZ LCAC



Through the AHUKZ control box for Current Loop units, it is possible to easily control any R-32 direct expansion coil.



## Characteristics

- Integration with the Current Loop outdoor units from the Expert range.
- Control and power supply of batteries such as those of an air curtain or recuperator.
- 0-10V control, through proportional control the battery is easily integrated with any regulator or signal on the market.
- Easy installation and configuration.





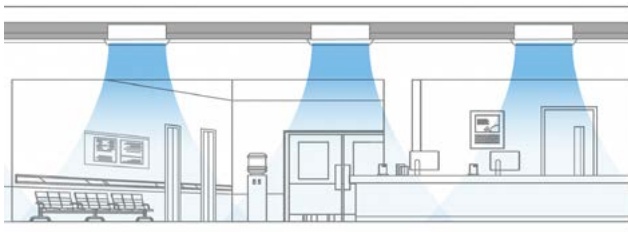
Model		FRIAHUKZ-LCAC-03
> Set		
Cooling capacity min. / max.	kW	2.0 / 16
Width / Height / Depth	mm	191 / 100 / 45
Net weight	kg	0.35
Power wiring	mm <sup>2</sup>	3x1.5
> Refrigerant		
Type refrigerant		R-32
> Working range		
Outdoor ambient temperature for heating min. / max.	°C	-15 / 24
Outdoor ambient temperature for cooling min. / max.	°C	-15 / 50



# Twins/Triple/Double Twins



The balance within the Zen range leads to good service and greater comfort for users and installers. The Zen Inverter units are equipped with a dedicated electronic board that allows the connection of two, three or four units to the same outdoor unit. TWIN technology can be applied to ducts, cassette Superslim and compact cassette units. Triple and Double Twin technology can only be applied to DR15 Ducts and DR15 compact cassettes.



## ⦿ Saving space, climate control in every corner

Twin units represent the versatility and balance of the Zen range. They are presented as an option for commercial spaces that require more than one indoor unit to achieve adequate air-conditioning without the need to install additional outdoor units.



## ⦿ NetHome Plus

All WiFi compatible indoor units allow remote control through Kaysun's NetHome Plus App. The app offers configure and automate based on dates, weather, location change or device status with the ability to perform voice control via Alexa and Google Home.



## ⦿ Control and setting simplicity

When a Twin system is working, the control can only operate the master unit. The two indoor units work as the same status, mode, temperature, fan velocity, etc. When the master unit is stopped, the slave unit also stops.



## ⦿ DC Inverter fan

The unit is equipped with low-consumption DC Inverter fans which provide more comfortable environments and attain high levels of energy.



# Configuration

## Twin

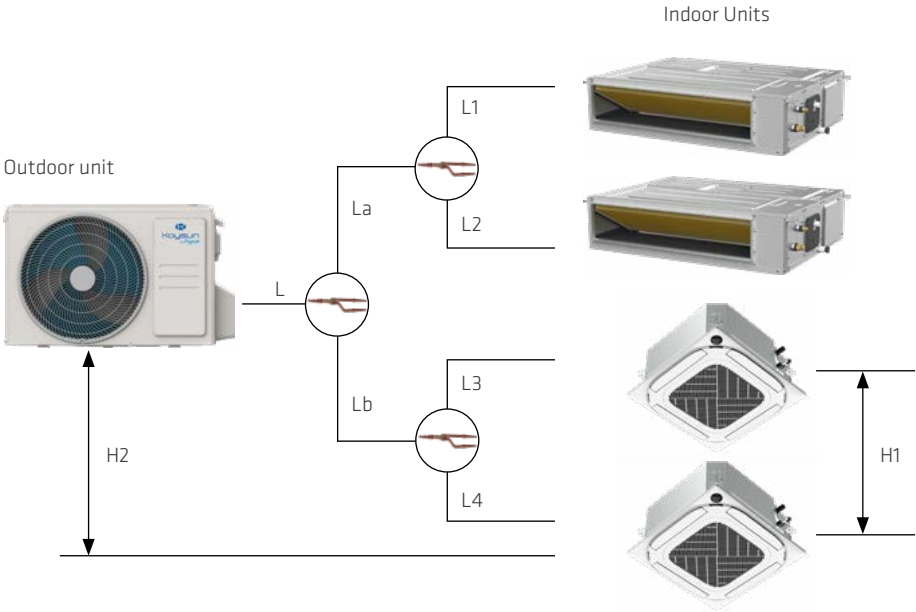
Outdoor unit	Indoor unit	Additional charge	Branch pipe
KUE-140 DVR14 KUE-140 DTR14	KPD-71 DR15 KCIS-71 DR14 KPCA-71 DVR15	$(L1+L2+L-5)*24-240$	1 x KCMI 112
KUE-160 DTR14	KPD-90 DR15 KCIS-90 DR14	$(L1+L2+L-5)*24-240$	

## Triple

Outdoor unit	Indoor unit	Additional charge	Branch pipe
KUE-160 DTR14	KPD-35 DR15 KCI-52 DR15	$(L1+L2+L3)*12+(L-5)*24-180$	2 x KCMI 112

## Double Twin

Outdoor unit	Indoor unit	Additional charge	Branch pipe
KUE-140 DVR14 KUE-140 DTR14	KPD-26 DR15 KPD-35 DR15 KCI-35 DR15	$(L1+L2+L3+L4)*12+(L+La+Lb-5)*24-240$	3 x KCMI 112

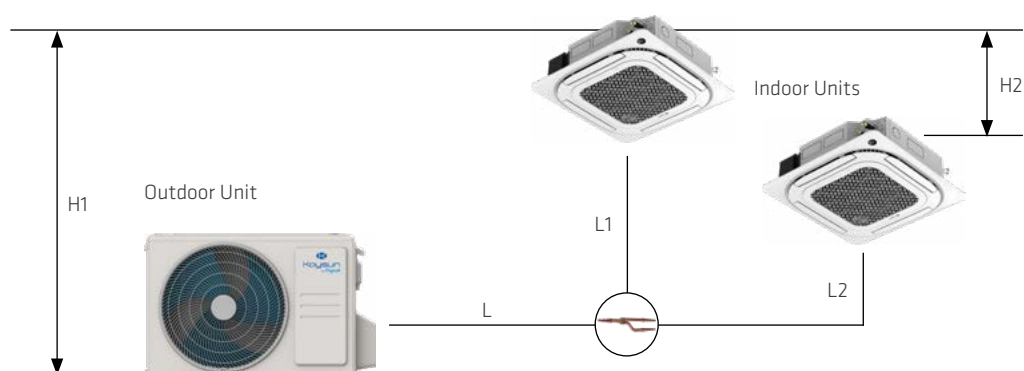


ZEN  
COMMERCIAL

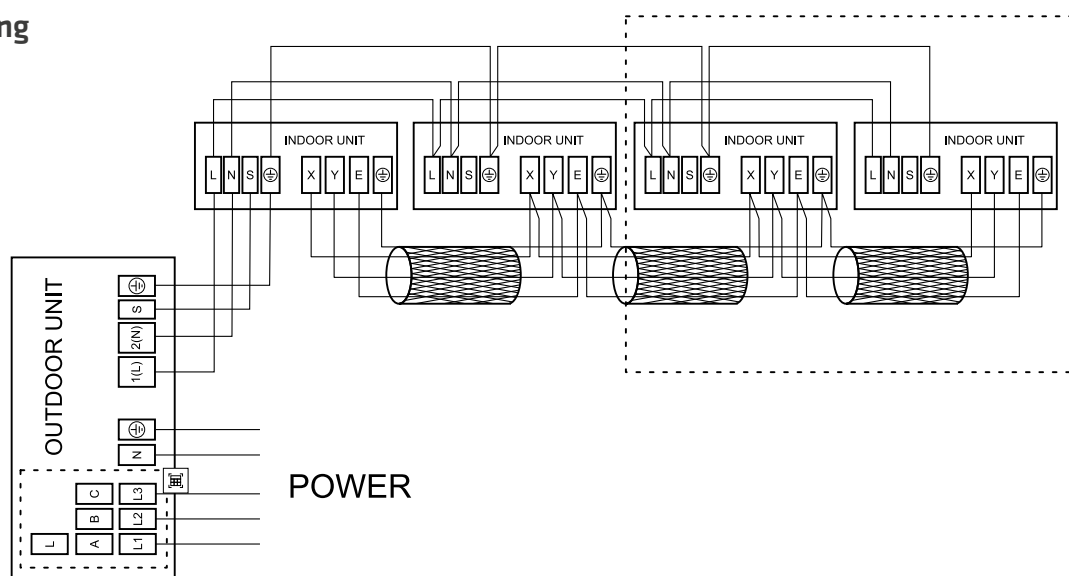


# Refrigeration distances

Piping length (m)	Twins	Total piping	7.1+7.1 9+9	75	L+L1+L2
		Farthest distance from line pipe branch		15	L1, L2
		farthest distance from the line pipe branch		10	L1-L2
	Triple	Total piping	5.2+5.2+5.2	75	L+L1+L2+L3
		Farthest distance from line pipe branch		15	L1, L2, L3
		farthest distance from the line pipe branch		10	L1-L2, L1-L3, L2-L3
	Double Twins	Total piping	3.5+3.5+3.5+3.5	75	L+L1+L2+L3+L4
		Farthest distance from line pipe branch		15	L1, L2, L3, L4
		farthest distance from the line pipe branch		10	L1-L2, L1-L3, L1-L4, L2-L3, L2-L4, L3-L4
Drop height (m)	Drop height between indoor and outdoor unit			20	H1
	Height between two indoor units			0.5	H2







## Wiring






# Configuration

## Duct DR15

FOR MAIN-SLAVE SETTING				
SW1				
MODE	MAIN NO SLAVE	MAIN	MAIN	SLAVE
FACTORY SETTING	✓			

FOR SETTING NETADDRESS	
S1 + SW8	
CODE	A-F
ADDRESS	0~1
FACTORY SETTING	✓





Main no slave → Monosplit unit


Main → Main unit

Slave → Slave unit

In Triple and Double Twin configurations, each slave unit must have a different address assigned (rotary switch)

## Cassette DR15

MAIN-SLAVE SETTING				
SW8				
MODE	MAIN NO SLAVE	MAIN	MAIN	SLAVE
FACTORY SETTING	✓			

SWITCH FOR	
S1 + S2	
ADDRESS	0~15
FACTORY SETTING	✓

Main no slave → Monosplit unit

Main → Main unit

Slave → Slave unit

In Triple and Double Twin configurations, each slave unit must have a different address assigned (rotary switch)



# Compatible controls and accessories


✓ Included as standard

● Recommended

○ Optional

✗ Not supported

For more information see Controllers section.



## Ducts

### Wireless controller



○ KID-06 S

### Wired controller



✓ KCT-04.1 SPSWF

### WiFi

### KCT-04 SPSWF



✓ KCT-04.1 SPSWF

### BMS<sup>(1)</sup>

### Modbus



○ K02-MODBUS

○ K01 MODBUS

### Bacnet



○ K01-BACNET

○ K05 BACNET 1

### KNX



○ K01-KNX 1

### Centralised control<sup>(1)</sup>

### Touch Centralised Control



○ KCCT-64 I(B-A)

○ KCCT-64 IPS (A)

○ KCCT-384B IPS (B)

### Web Centralised Control



○ KCC-64 WEB

(1) All SUITE/ZEN indoor units incorporate V4+ protocol



							
Cassette 600x600		Superslim Cassette 840x840		Floor/Ceiling		Floor Standing	
 <div><input checked="" type="checkbox"/> KID-06 S</div>		 <div><input checked="" type="checkbox"/> KID-06 S</div>		 <div><input checked="" type="checkbox"/> KID-06 S</div>		 <div><input checked="" type="checkbox"/> KID-06 S</div>	
 <div><input type="checkbox"/> KCT-04.1 SPSWF</div>		 <div><input type="checkbox"/> KCT-04.1 SPSWF</div>		 <div><input type="checkbox"/> KCT-04.1 SPSWF</div>		<div><input checked="" type="checkbox"/></div>	
 <div><input type="checkbox"/> KCT-04.1 SPSWF</div>		 <div><input type="checkbox"/> KCT-04.1 SPSWF</div>		 <div><input type="checkbox"/> KCT-04 SPSWF</div>		<div><input checked="" type="checkbox"/></div>	
<div><input type="checkbox"/> K02-MODBUS</div> <div><input type="checkbox"/> K01 MODBUS</div>		<div><input type="checkbox"/> K02-MODBUS</div> <div><input type="checkbox"/> K01 MODBUS</div>		<div><input type="checkbox"/> K02-MODBUS</div> <div><input type="checkbox"/> K01 MODBUS</div>		<div><input type="checkbox"/> K02-MODBUS</div> <div><input type="checkbox"/> K01 MODBUS</div>	
<div><input type="checkbox"/> K01-BACNET</div> <div><input type="checkbox"/> K05 BACNET 1</div>		<div><input type="checkbox"/> K01-BACNET</div> <div><input type="checkbox"/> K05 BACNET 1</div>		<div><input type="checkbox"/> K01-BACNET</div> <div><input type="checkbox"/> K05 BACNET 1</div>		<div><input type="checkbox"/> K01-BACNET</div> <div><input type="checkbox"/> K05 BACNET 1</div>	
<div><input type="checkbox"/> K01-KNX 1</div>		<div><input type="checkbox"/> K01-KNX 1</div>		<div><input type="checkbox"/> K01-KNX 1</div>		<div><input type="checkbox"/> K01-KNX 1</div>	
<div><input type="checkbox"/> KCCT-64 I(B-A)</div> <div><input type="checkbox"/> KCCT-64 IPS (A)</div> <div><input type="checkbox"/> KCCT-384B IPS (B)</div>		<div><input type="checkbox"/> KCCT-64 I(B-A)</div> <div><input type="checkbox"/> KCCT-64 IPS (A)</div> <div><input type="checkbox"/> KCCT-384B IPS (B)</div>		<div><input type="checkbox"/> KCCT-64 I(B-A)</div> <div><input type="checkbox"/> KCCT-64 IPS (A)</div> <div><input type="checkbox"/> KCCT-384B IPS (B)</div>		<div><input type="checkbox"/> KCCT-64 I(B-A)</div> <div><input type="checkbox"/> KCCT-64 IPS (A)</div> <div><input type="checkbox"/> KCCT-384B IPS (B)</div>	
<div><input type="checkbox"/> KCC-64 WEB</div>		<div><input type="checkbox"/> KCC-64 WEB</div>		<div><input type="checkbox"/> KCC-64 WEB</div>		<div><input type="checkbox"/> KCC-64 WEB</div>	



# References

## Key Installations



### **Manikata Church** Church

*Location:* Malta  
*Units installed:* Zen Ducts  
*Capacity:* 120 kW

### **Cineworld Cinemas Dublin** Cinema Complex

*Location:* Dublin (Ireland)  
*Units installed:* KCISA-91  
DVR15 Systems in Concessions  
Area







### Estoril Porsche Center

#### Service Center

*Location:* Autódromo de Estoril (Portugal)

*Initial situation:* New construction

*Units installed:* Residential Suite / Zen Comercial

*Capacity:* 26,4 kW

ZEN  
COMMERCIAL

### Virgin Media TV


#### TV Studios and Offices

*Location:* Dublin (Ireland)

*Units installed:* Multiple Commercial KCIS and KCI Cassette type Split AC units









HIGH CAPACITY COMMERCIAL RANGE

Zen

Magnus Series	138
Magnus Multi Ducts	142
Magnus Multi Cassettes	144
Magnus Vertical HC	148
Magnus Multi Vertical HC	150
Magnus KAHU	152
Compatible controls and accessories	156
References	158

ZEN  
HIGH CAPACITY  
COMMERCIAL



# Zen High Capacity

## Magnus Range



Kaysun's High Capacity range is perfect for the air conditioning of big areas, as it offers high cooling capacities and available pressures of up to 400 Pa together with high air flow rates.

Also, thanks to the wide variety of indoor units, it can be ideally adapted to any type of installation.






### Front Discharge Outdoor Unit

This type of outdoor unit offers an improvement in installation space due to its reduced dimensions.

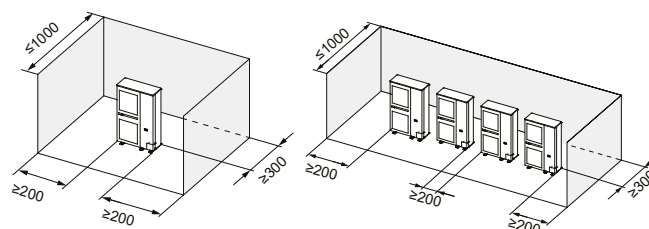
### Full DC Inverter Technology

The outdoor units use a DC Inverter compressor and fan to achieve adjustment according to system operation.

-  Wider frequency adjustment range
-  Faster cooling and heating
-  Higher energy efficiency

### Multi installation design

	20-33,5 kW	40-56kW
TOTAL pipe length	60	70
Max. distance from Branch to IDU	15	15
Height difference between ODU Up	25	30
ODUs and IDUs	20	20
Max. height difference between IDUs	8	8





## Ducts High Capacity

All indoor units have available pressure up to 400Pa and, in addition, all models measure 580 mm in height. In this way, they adapt to all available spaces in false ceilings for installation.

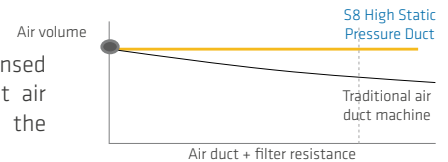


### Drainage pump

Included as standard. Capable of bridging a rise height of 1.200 mm, which simplifies the installation of drainage pipes.

### Constant flow

The air volume is independently sensed and adjusted to achieve a constant air volume without attenuation over the entire service life.



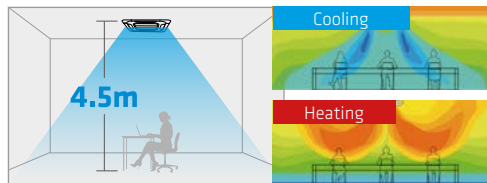
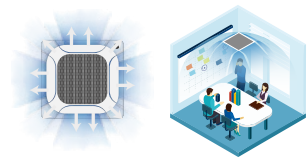
## Cassettes 840x840

Perfect for any type of room, they can be installed in corners, in the center or even in narrow ceilings of any business.



### 360° Airflow

The new round airflow path design ensures uniform airflow and temperature distribution.

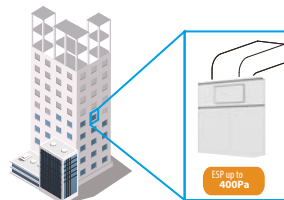


### 50Pa of available pressure

This allows 4-way cassettes to be installed in ceilings up to 4.50 m. high.

## Vertical HC

Designed to air-condition open spaces or large areas, this new range has been developed and is unique in the market.

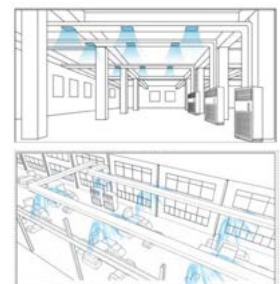


### High Pressure available

With a static pressure of 400Pa, the top discharge type units can be connected to a maximum of 70m of air duct, which increases flexibility in choosing the installation point of the equipment.

### Installation flexibility

Thanks to their safer and more reliable IPX4 waterproof rating, they can be placed both indoors and outdoors.



## KAHU

The KAHU can be used to connect VRF Kaysun outdoor units to direct expansion air handling units, providing a solution suited to the specific needs of each project.



### Wide Capacity Range

Available in 3 models from 20 kW to 56 kW

### Designed on S8 technology

They have Modbus output and even the possibility of being controlled from a third party controller.



# Magnus Series

NEW



The new MAGNUS range has a continuous adjustment of the system operation to guarantee a better seasonal efficiency in a constant and silent way. It is the ideal solution for all types of open spaces since, from a single point, it distributes the conditioned air to all zones.

## Characteristics

- 100% Inverter Technology.
- Compact size outdoor unit, designed for easy transport and installation.
- Indoor unit with available pressure up to 400 Pa.
- Constant air flow.
- Condensate pump included. Capable of lifting water up to 1200 mm.
- Compatible with the NetHome Plus App through the WiFi of the KCT-05 SRPSWF or KCT-06 SRPSWF control.



KCT-04 SR  
Included Control

FOR "COMPATIBLE CONTROLS AND ACCESSORIES" SEE PAGE 156





Set model		KPDHM-200F DN11	KPDHM-224F DN11	KPDHM-280F DN11
<b>&gt; Set</b>				
Cooling capacity rated	kW	20	22.4	28
Heating capacity rated	kW	20	22.4	28
Cooling input rated	W	5280	6770	12020
Heating input rated	W	5950	6670	8730
EER		3.88	3.30	2.15
COP		4.51	4.21	3.68
SEER		7.16	6.85	5.94
SCOP		4.04	4.34	4.50
<b>&gt; Indoor unit</b>				
		<b>KPDH 200 DN11</b>	<b>KPDH 224 DN11</b>	<b>KPDH 280 DN11</b>
Power supply	V/ph/Hz	220-240/1/50	220-240/1/50	220-240/1/50
Width / Height / Depth	mm	1300 / 580 / 900	1300 / 580 / 900	1300 / 580 / 900
Net weight	kg	125	125	125
Air flow low / medium / high	m³/h	2820 / 3760 / 4700	2820 / 3760 / 4700	2820 / 3760 / 4700
Sound pressure	dB(A)	42 / 46/ 51	42 / 46/ 51	42 / 46/ 51
Sound power level	dB(A)	62/68/74	62/68/74	62/68/74
Max. pressure available	Pa	0-400	0-400	0-400
Air inlet width/height	mm	990/456	990/456	990/456
Air outlet width/height	mm	2x(311/268)	2x(311/268)	2x(311/268)
Communication protocol		S6	S6	S6
<b>&gt; Outdoor unit</b>				
		<b>KUE 200 DN11</b>	<b>KUE 224 DN11</b>	<b>KUE 280 DN11</b>
Power supply	V/ph/Hz	380-415/3/50	380-415/3/50	380-415/3/50
Width / Height / Depth	mm	1120 / 1558 / 528	1120 / 1558 / 528	1120 / 1558 / 528
Net weight	kg	143	143	144
Air flow	m³/h	9000	9000	11000
Sound pressure	dB(A)	58	58	60
Sound power level	dB(A)	78	78	78
<b>&gt; Refrigerant</b>				
Type refrigerant		R-410A	R-410A	R-410A
GWP		2088	2088	2088
Refrigerant charge	kg	6.5	6.5	6.5
t CO <sub>2</sub> eq	tCO <sub>2</sub>	13.57	13.57	13.57
Liquid / Gas pipe diameter	inch	3/8" / 3/4"	3/8" / 3/4"	3/8" / 7/8"
Piping total length	m	50	50	50
Vertical piping max. length	m	25	25	25
<b>&gt; Working range</b>				
Outdoor ambient temperature for heating min. / max.	°C	-20 / 24	-20 / 24	-20 / 24
Outdoor ambient temperature for cooling min. / max.	°C	-5 / 48	-5 / 48	-5 / 48

Cooling and heating capacity. Cooling and heating input. Energy efficiency: Rated conditions: Cooling 27°C BS/19°C BH indoor, 35°C BS outdoor. Heating 20°C BS indoor, 7°C BS/6°C BH outdoor. Piping length 7.5 m, Height 0 m. For longer pipe lengths, testing via Selecta Online HVACSSP is required. Sound pressure: Measurement of the sound pressure is taken using a semi-anechoic chamber at a distance of 1 m from the machine at a height of 1.3 m. Refrigerant charge: This is the amount of refrigerant that has been charged in the unit. In order to apply a supplementary charge, it is necessary to use the formula from the technical manual. NOTE: Before installing these units, current legislation regarding refrigerant gases must be consulted.



# Magnus Series

Set model		KPDHM-335F DN11	KPDHM-400F DN11
<b>&gt; Set</b>			
Cooling capacity rated	kW	33.5	40
Heating capacity rated	kW	33.5	40
Cooling input rated	W	1530	15750
Heating input rated	W	11720	14600
EER		2.23	2.24
COP		3.63	3.64
SEER		6.35	6.19
SCOP		4.06	4.72
<b>&gt; Indoor unit</b>			
		<b>KPDH 335 DN11</b>	<b>KPDH 400 DN11</b>
Power supply	V/ph/Hz	220-240/1/50	220-240/1/50
Width / Height / Depth	mm	1300 / 580 / 900	1850 / 580 / 900
Net weight	kg	125	166
Air flow low / medium / high	m <sup>3</sup> /h	2820 / 3760 / 4700	4500 / 6000 / 7500
Sound pressure	dB(A)	43 / 48 / 52	48 / 52 / 58
Sound power level	dB(A)	61/68/74	67/74/79
Max. pressure available	Pa	0-400	0-400
Air inlet width/height	mm	990/456	1540/456
Air outlet width/height	mm	2x(311/268)	3x(311/268)
Communication protocol		S6	S6/S8
<b>&gt; Outdoor unit</b>			
		<b>KUE 335 DN11</b>	<b>KUE 400 DN11</b>
Power supply	V/ph/Hz	380-415/3/50	380-415/3/50
Width / Height / Depth	mm	1120 / 1558 / 528	1130 / 1760 / 580
Net weight	kg	157	187
Air flow	m <sup>3</sup> /h	11300	12500
Sound pressure	dB(A)	61	59
Sound power level	dB(A)	81	82
<b>&gt; Refrigerant</b>			
Type refrigerant		R-410A	R-410A
GWP		2088	2088
Refrigerant charge	kg	8	7.4
t CO <sub>2</sub> eq	tCO <sub>2</sub>	16.70	15.45
Liquid / Gas pipe diameter	inch	1/2" / 1"	1/2" / 1"
Piping total length	m	50	60
Vertical piping max. length	m	25	30
<b>&gt; Working range</b>			
Outdoor ambient temperature for heating min. / max.	°C	-20 / 24	-30 / 30
Outdoor ambient temperature for cooling min. / max.	°C	-5 / 48	-15 / 55

Cooling and heating capacity. Cooling and heating input. Energy efficiency: Rated conditions: Cooling 27°C BS/19°C BH indoor, 35°C BS outdoor. Heating 20°C BS indoor, 7°C BS/6°C BH outdoor. Piping length 7.5 m, Height 0 m. For longer pipe lengths, testing via Selecta Online HVACSSP is required. Sound pressure: Measurement of the sound pressure is taken using a semi-anechoic chamber at a distance of 1 m from the machine at a height of 1.3 m. Refrigerant charge: This is the amount of refrigerant that has been charged in the unit. In order to apply a supplementary charge, it is necessary to use the formula from the technical manual. NOTE: Before installing these units, current legislation regarding refrigerant gases must be consulted.





Set model		KPDHM-450F DN11	KPDHM-560F DN11
<b>&gt; Set</b>			
Cooling capacity rated	kW	45	56
Heating capacity rated	kW	45	56
Cooling input rated	W	15980	22860
Heating input rated	W	15700	20300
EER		2.48	2.00
COP		3.72	3.71
SEER		6.05	5.93
SCOP		4.83	4.42
<b>&gt; Indoor unit</b>			
		<b>KPDH 450 DN11</b>	<b>KPDH 560 DN11</b>
Power supply	V/ph/Hz	220-240/1/50	220-240/1/50
Width / Height / Depth	mm	1850 / 580 / 900	1850 / 580 / 900
Net weight	kg	166	170
Air flow low / medium / high	m³/h	4500 / 6000 / 7500	5040 / 6720 / 8400
Sound pressure	dB(A)	48 / 52 / 58	49 / 54 / 59
Sound power level	dB(A)	67/74/79	69/75/81
Max. pressure available	Pa	0-400	0-400
Air inlet width/height	mm	1540/456	1540/456
Air outlet width/height	mm	3x(311/268)	3x(311/268)
Communication protocol		S6/S8	S6/S8
<b>&gt; Outdoor unit</b>			
		<b>KUE 450 DN11</b>	<b>KUE 560 DN11</b>
Power supply	V/ph/Hz	380-415/3/50	380-415/3/50
Width / Height / Depth	mm	1250 / 1760 / 580	1250 / 1760 / 580
Net weight	kg	214	234
Air flow	m³/h	18500	18500
Sound pressure	dB(A)	60	61
Sound power level	dB(A)	86	89
<b>&gt; Refrigerant</b>			
Type refrigerant		R-410A	R-410A
GWP		2088	2088
Refrigerant charge	kg	8	8.5
t CO <sub>2</sub> eq	tCO <sub>2</sub>	16.70	17.75
Liquid / Gas pipe diameter	inch	5/8" / 1-1/8"	5/8" / 1-1/8"
Piping total length	m	60	60
Vertical piping max. length	m	30	30
<b>&gt; Working range</b>			
Outdoor ambient temperature for heating min. / max.	°C	-30 / 30	-30 / 30
Outdoor ambient temperature for cooling min. / max.	°C	-15 / 55	-15 / 55

Cooling and heating capacity. Cooling and heating input. Energy efficiency: Rated conditions: Cooling 27°C BS/19°C BH indoor, 35°C BS outdoor. Heating 20°C BS indoor, 7°C BS/6°C BH outdoor. Piping length 7.5 m, Height 0 m. For longer pipe lengths, testing via Selecta Online HVACSSP is required. Sound pressure: Measurement of the sound pressure is taken using a semi-anechoic chamber at a distance of 1 m from the machine at a height of 1.3 m. Refrigerant charge: This is the amount of refrigerant that has been charged in the unit. In order to apply a supplementary charge, it is necessary to use the formula from the technical manual. NOTE: Before installing these units, current legislation regarding refrigerant gases must be consulted.



# Magnus Multi Ducts

NEW



The new MAGNUS Multi Duct range offers a perfect solution for all those open spaces that require more than one indoor unit to achieve adequate air conditioning.

## Characteristics

- Connectable up to 2 indoor units of the same model.
- Compact size outdoor unit, designed for easy transport and installation.
- Indoor unit with available pressure up to 400 Pa.
- 100% Inverter Technology.
- Constant air flow.
- Condensate pump included. Capable of lifting water up to 1200 mm.
- Compatible with the NetHome Plus App through the WiFi of the KCT-05 SRPSWF or KCT-06 SRPSWF control.



KCT-04 SR  
Included Control

FOR "COMPATIBLE CONTROLS AND ACCESSORIES" SEE PAGE 156





Set model		KPDHM2-400F DN11	KPDHM2-450F DN11	KPDHM2-560F DN11
<b>&gt; Set</b>				
Cooling capacity rated	kW	40	45	56
Heating capacity rated	kW	40	45	56
Cooling input rated	W	15750	15980	22860
Heating input rated	W	14600	15700	20300
EER		2.24	2.48	2.00
COP		3.64	3.72	3.71
SEER		6.19	6.05	5.93
SCOP		4.72	4.83	4.42
<b>&gt; Indoor unit</b>				
		<b>2 x KPDH 200 DN11</b>	<b>2 x KPDH 224 DN11</b>	<b>2 x KPDH 280 DN11</b>
Power supply	V/ph/Hz	220-240/1/50	220-240/1/50	220-240/1/50
Width / Height / Depth	mm	1300 / 580 / 900	1300 / 580 / 900	1300 / 580 / 900
Net weight	kg	125	125	125
Air flow low / medium / high	m³/h	2820 / 3760 / 4700	2820 / 3760 / 4700	2820 / 3760 / 4700
Sound pressure	dB(A)	42 / 46/ 51	42 / 46/ 51	42 / 46/ 51
Sound power level	dB(A)	62/68/74	62/68/74	62/68/74
Max. pressure available	Pa	0-400	0-400	0-400
Branch model		KCMI-212	KCMI-312	KCMI-312
Air inlet width/height	mm	990/456	990/456	990/456
Air outlet width/height	mm	2x(311/268)	2x(311/268)	2x(311/268)
Communication protocol		S6/S8	S6/S8	S6/S8
<b>&gt; Outdoor unit</b>				
		<b>KUE 400 DN11</b>	<b>KUE 450 DN11</b>	<b>KUE 560 DN11</b>
Power supply	V/ph/Hz	380-415/3/50	380-415/3/50	380-415/3/50
Width / Height / Depth	mm	1130 / 1760 / 580	1250 / 1760 / 580	1250 / 1760 / 580
Net weight	kg	187	214	234
Air flow	m³/h	12500	18500	18500
Sound pressure	dB(A)	59	60	61
Sound power level	dB(A)	82	86	89
<b>&gt; Refrigerant</b>				
Type refrigerant		R-410A	R-410A	R-410A
GWP		2088	2088	2088
Refrigerant charge	kg	7.4	8	8.5
t CO <sub>2</sub> eq	tCO <sub>2</sub>	15.45	16.70	17.75
Liquid / Gas pipe diameter	inch	1/2" / 1"	5/8" / 1-1/8"	5/8" / 1-1/8"
Piping total length	m	70	70	70
Vertical piping max. length	m	30	30	30
<b>&gt; Working range</b>				
Outdoor ambient temperature for heating min. / max.	°C	-30 / 30	-30 / 30	-30 / 30
Outdoor ambient temperature for cooling min. / max.	°C	-15 / 55	-15 / 55	-15 / 55

Cooling and heating capacity. Cooling and heating input. Energy efficiency: Rated conditions: Cooling 27°C BS/19°C BH indoor, 35°C BS outdoor. Heating 20°C BS indoor, 7°C BS/6°C BH outdoor. Piping length 7.5 m, Height 0 m. For longer pipe lengths, testing via Selecta Online HVACSSP is required. Sound pressure: Measurement of the sound pressure is taken using a semi-anechoic chamber at a distance of 1 m from the machine at a height of 1.3 m. Refrigerant charge: This is the amount of refrigerant that has been charged in the unit. In order to apply a supplementary charge, it is necessary to use the formula from the technical manual. NOTE: Before installing these units, current legislation regarding refrigerant gases must be consulted.



# Magnus Multi Cassettes

NEW



The new MAGNUS Multi Cassette range adapts from 2 to 4 indoor units to all types of surfaces to be air-conditioned that require an equal and comfortable flow distribution.

## Characteristics

- Connectable up to 4 indoor units of the same model.
- Compact size outdoor unit, designed for easy transport and installation.
- 100% Inverter Technology.
- Installation in ceilings up to 4.5 m high.
- 360° air flow, guaranteeing uniform air and temperature distribution.
- Individual louver control.
- Condensate pump included. Capable of lifting water up to 1200 mm.
- Compatible with the NetHome Plus App through the WiFi of the KCT-05 SRPSWF or KCT-06 SRPSWF control.



KCT-04 SR  
Included Control

FOR "COMPATIBLE CONTROLS AND ACCESSORIES" SEE PAGE 156





Set model		KCIM2-200F DN11	KCIM2-280F DN11
<b>&gt; Set</b>			
Cooling capacity rated	kW	20	28
Heating capacity rated	kW	20	28
Cooling input rated	W	5280	12020
Heating input rated	W	5950	8730
EER		3.88	2.15
COP		4.51	3.68
SEER		7.16	5.94
SCOP		4.04	4.50
<b>&gt; Indoor unit</b>		<b>2 x KCIM-100 DN11</b>	<b>2 x KCIM-140 DN11</b>
Power supply	V/ph/Hz	220-240/1/50	220-240/1/50
Width / Height / Depth	mm	840 / 288 / 840	840 / 288 / 840
Net weight	kg	24	26.5
Air flow low / medium / high	m³/h	1118 / 1200 / 1445	1306 / 1412 / 1730
Sound pressure	dB(A)	33 / 36 / 39	34 / 39 / 43
Sound power level	dB(A)	49/51/54	52/55/58
Max. pressure available	Pa	0-50	0-50
Panel; Model		KPA-01E1	KPA-01E1
Panel; Width / Height / Depth	mm	950 / 950 / 53	950 / 950 / 53
Panel; Net weight	kg	5.6	5.6
Branch model		KCMI-212	KCMI-212
Communication protocol		S6	S6
<b>&gt; Outdoor unit</b>		<b>KUE 200 DN11</b>	<b>KUE 280 DN11</b>
Power supply	V/ph/Hz	380-415/3/50	380-415/3/50
Width / Height / Depth	mm	1120 / 1558 / 528	1120 / 1558 / 528
Net weight	kg	143	144
Air flow	m³/h	9000	11000
Sound pressure	dB(A)	58	60
Sound power level	dB(A)	78	78
<b>&gt; Refrigerant</b>			
Type refrigerant		R-410A	R-410A
GWP		2088	2088
Refrigerant charge	kg	6.5	6.5
t CO <sub>2</sub> eq	tCO <sub>2</sub>	13.57	13.57
Liquid / Gas pipe diameter	inch	3/8" / 3/4"	3/8" / 7/8"
Piping total length	m	70	70
Vertical piping max. length	m	30	30
<b>&gt; Working range</b>			
Outdoor ambient temperature for heating min. / max.	°C	-20 / 24	-20 / 24
Outdoor ambient temperature for cooling min. / max.	°C	-5 / 48	-5 / 48

Cooling and heating capacity. Cooling and heating input. Energy efficiency: Rated conditions: Cooling 27°C BS/19°C BH indoor, 35°C BS outdoor. Heating 20°C BS indoor, 7°C BS/6°C BH outdoor. Piping length 7.5 m, Height 0 m. For longer pipe lengths, testing via Selecta Online HVACSSP is required. Sound pressure: Measurement of the sound pressure is taken using a semi-anechoic chamber at a distance of 1 m from the machine at a height of 1.3 m. Refrigerant charge: This is the amount of refrigerant that has been charged in the unit. In order to apply a supplementary charge, it is necessary to use the formula from the technical manual. NOTE: Before installing these units, current legislation regarding refrigerant gases must be consulted.



# Magnus Multi Cassettes

Set model		KCIM3-280F DN11	KCIM3-400F DN11
<b>&gt; Set</b>			
Cooling capacity rated	kW	28	40
Heating capacity rated	kW	28	40
Cooling input rated	W	12020	15750
Heating input rated	W	8730	14600
EER		2.15	2.24
COP		3.68	3.64
SEER		5.94	6.19
SCOP		4.50	4.72
<b>&gt; Indoor unit</b>			
		<b>3 x KCIM-100 DN11</b>	<b>3 x KCIM-140 DN11</b>
Power supply	V/ph/Hz	220-240/1/50	220-240/1/50
Width / Height / Depth	mm	840 / 288 / 840	840 / 288 / 840
Net weight	kg	26.5	26.5
Air flow low / medium / high	m <sup>3</sup> /h	1306 / 1412 / 1730	1306 / 1412 / 1730
Sound pressure	dB(A)	33 / 36 / 39	34 / 39 / 43
Sound power level	dB(A)	49/51/54	52/55/58
Max. pressure available	Pa	0-50	0-50
Panel; Model		KPA-01E1	KPA-01E1
Panel; Width / Height / Depth	mm	950 / 950 / 53	950 / 950 / 53
Panel; Net weight	kg	5.6	5.6
Branch model		2 x KCMI-212	2 x KCMI-212
Communication protocol		S6	S6/S8
<b>&gt; Outdoor unit</b>			
		<b>KUE 280 DN11</b>	<b>KUE 400 DN11</b>
Power supply	V/ph/Hz	380-415/3/50	380-415/3/50
Width / Height / Depth	mm	1120 / 1558 / 528	1130 / 1760 / 580
Net weight	kg	144	187
Air flow	m <sup>3</sup> /h	11000	12500
Sound pressure	dB(A)	60	59
Sound power level	dB(A)	78	82
<b>&gt; Refrigerant</b>			
Type refrigerant		R-410A	R-410A
CWP		2088	2088
Refrigerant charge	kg	6.5	7.4
t CO <sub>2</sub> eq	tCO <sub>2</sub>	13.57	15.45
Liquid / Gas pipe diameter	inch	3/8" / 7/8"	1/2" / 1"
Piping total length	m	70	70
Vertical piping max. length	m	30	30
<b>&gt; Working range</b>			
Outdoor ambient temperature for heating min. / max.	°C	-20 / 24	-30 / 30
Outdoor ambient temperature for cooling min. / max.	°C	-5 / 48	-15 / 55

Cooling and heating capacity. Cooling and heating input. Energy efficiency: Rated conditions: Cooling 27°C BS/19°C BH indoor, 35°C BS outdoor. Heating 20°C BS indoor, 7°C BS/6°C BH outdoor. Piping length 7.5 m, Height 0 m. For longer pipe lengths, testing via Selecta Online HVACSSP is required. Sound pressure: Measurement of the sound pressure is taken using a semi-anechoic chamber at a distance of 1 m from the machine at a height of 1.3 m. Refrigerant charge: This is the amount of refrigerant that has been charged in the unit. In order to apply a supplementary charge, it is necessary to use the formula from the technical manual. NOTE: Before installing these units, current legislation regarding refrigerant gases must be consulted.





Set model		KCIM4-400F DN11	KCIM4-560F DN11
<b>&gt; Set</b>			
Cooling capacity rated	kW	40	56
Heating capacity rated	kW	40	56
Cooling input rated	W	15750	22860
Heating input rated	W	14600	20300
EER		2.24	2.00
COP		3.64	3.71
SEER		6.19	5.93
SCOP		4.72	4.42
<b>&gt; Indoor unit</b>			
		<b>4 x KCIM-100 DN11</b>	<b>4 x KCIM-140 DN11</b>
Power supply	V/ph/Hz	220-240/1/50	220-240/1/50
Width / Height / Depth	mm	840 / 288 / 840	840 / 288 / 840
Net weight	kg	26.5	26.5
Air flow low / medium / high	m³/h	1306 / 1412 / 1730	1306 / 1412 / 1730
Sound pressure	dB(A)	33 / 36 / 39	34 / 39 / 43
Sound power level	dB(A)	49/51/54	52/55/58
Max. pressure available	Pa	0-50	0-50
Panel; Model		KPA-01E1	KPA-01E1
Panel; Width / Height / Depth	mm	950 / 950 / 53	950 / 950 / 53
Panel; Net weight	kg	5.6	5.6
Branch model		1xKCMI-212 + 2xKCMI-312	1xKCMI-212 + 2xKCMI-312
Communication protocol		S6/S8	S6/S8
<b>&gt; Outdoor unit</b>			
		<b>KUE 400 DN11</b>	<b>KUE 560 DN11</b>
Power supply	V/ph/Hz	380-415/3/50	380-415/3/50
Width / Height / Depth	mm	1130 / 1760 / 580	1250 / 1760 / 580
Net weight	kg	187	234
Air flow	m³/h	12500	18500
Sound pressure	dB(A)	59	61
Sound power level	dB(A)	82	89
<b>&gt; Refrigerant</b>			
Type refrigerant		R-410A	R-410A
GWP		2088	2088
Refrigerant charge	kg	7.4	8.5
t CO <sub>2</sub> eq	tCO <sub>2</sub>	15.45	17.75
Liquid / Gas pipe diameter	inch	1/2" / 1"	5/8" / 1-1/8"
Piping total length	m	70	70
Vertical piping max. length	m	30	30
<b>&gt; Working range</b>			
Outdoor ambient temperature for heating min. / max.	°C	-30 / 30	-30 / 30
Outdoor ambient temperature for cooling min. / max.	°C	-15 / 55	-15 / 55

Cooling and heating capacity. Cooling and heating input. Energy efficiency: Rated conditions: Cooling 27°C BS/19°C BH indoor, 35°C BS outdoor. Heating 20°C BS indoor, 7°C BS/6°C BH outdoor. Piping length 7.5 m, Height 0 m. For longer pipe lengths, testing via Selecta Online HVACSSP is required. Sound pressure: Measurement of the sound pressure is taken using a semi-anechoic chamber at a distance of 1 m from the machine at a height of 1.3 m. Refrigerant charge: This is the amount of refrigerant that has been charged in the unit. In order to apply a supplementary charge, it is necessary to use the formula from the technical manual. NOTE: Before installing these units, current legislation regarding refrigerant gases must be consulted.



# Magnus Vertical HC

NEW



The new MAGNUS Vertical High Capacity range is designed to adapt to the needs of large open spaces guaranteeing a correct air conditioning by means of free discharge or on any new or existing duct installation. Thanks to its IPX4 protection treatment, it is possible to locate this indoor unit both indoors and outdoors.

## Characteristics

- 100% Inverter Technology.
- Compact size outdoor unit, designed for easy transport and installation.
- Indoor unit with available pressure up to 400 Pa.
- Constant air flow.
- Built-in control as standard.



KCT-04 SR  
Included Control

FOR "COMPATIBLE CONTROLS AND ACCESSORIES" SEE PAGE 156






Set model		KVHM-224 DN11	KVHM-280 DN11	KVHM-335 DN11	KVHM-450 DN11	KVHM-560 DN11
<b>&gt; Set</b>						
Cooling capacity rated	kW	25.2	28	33.5	45	56
Heating capacity rated	kW	26	31.5	38	56	63
Cooling input rated	W	6770	12020	1530	15980	22860
Heating input rated	W	6670	8730	11720	15700	20300
EER		3.30	2.15	2.23	2.48	2.00
COP		4.21	3.68	3.63	3.72	3.71
SEER		6.85	5.94	6.35	6.05	5.93
SCOP		4.34	4.50	4.06	4.83	4.42
<b>&gt; Indoor unit</b>		<b>KPVH-224 DN11</b>	<b>KPVH-280 DN11</b>	<b>KPVH-335 DN11</b>	<b>KPVH-450 DN11</b>	<b>KPVH-560 DN11</b>
Power supply	V/ph/Hz	220-240/1/50	220-240/1/50	220-240/1/50	220-240/1/50	220-240/1/50
Width / Height / Depth	mm	1150 / 1810 / 615	1150 / 1810 / 615	1150 / 1810 / 615	1600 / 1810 / 615	1600 / 1810 / 615
Net weight	kg	155	155	160	204.5	211
Air flow low / medium / high	m³/h	3716 / 3976 / 4496	3716 / 3976 / 4496	3724 / 3963 / 4501	6608 / 7056 / 7952	6844 / 7308 / 8236
Sound pressure	dB(A)	50.6 / 54.9 / 59	50.6 / 54.9 / 59	48.2 / 51.8 / 55.7	51 / 55.6 / 59.5	52.1 / 57.1 / 61
Sound power level	dB(A)	66.5/71.6/76.0	66.5/71.6/76.0	67.9/72.3/75.9	71.1/75.6/79.9	71.8/76.9/80.8
Max. pressure available	Pa	0-400	0-400	0-400	0-400	0-400
Air outlet width/height	mm	2x(299/255)	2x(299/255)	2x(299/255)	3x(293/255)	3x(293/255)
Communication protocol		S6	S6	S6	S6/S8	S6/S8
<b>&gt; Outdoor unit</b>		<b>KUE 224 DN11</b>	<b>KUE 280 DN11</b>	<b>KUE 335 DN11</b>	<b>KUE 450 DN11</b>	<b>KUE 560 DN11</b>
Power supply	V/ph/Hz	380-415/3/50	380-415/3/50	380-415/3/50	380-415/3/50	380-415/3/50
Width / Height / Depth	mm	1120 / 1558 / 528	1120 / 1558 / 528	1120 / 1558 / 528	1250 / 1760 / 580	1250 / 1760 / 580
Net weight	kg	143	144	157	214	234
Air flow	m³/h	9000	11000	11300	18500	18500
Sound pressure	dB(A)	58	60	61	60	61
Sound power level	dB(A)	78	78	81	86	89
<b>&gt; Refrigerant</b>						
Type refrigerant		R-410A	R-410A	R-410A	R-410A	R-410A
GWP		2088	2088	2088	2088	2088
Refrigerant charge	kg	6.5	6.5	8	8	8.5
t CO <sub>2</sub> eq	tCO <sub>2</sub>	13.57	13.57	16.70	16.70	17.75
Liquid / Gas pipe diameter	inch	3/8" / 3/4"	3/8" / 7/8"	1/2" / 1"	5/8" / 1-1/8"	5/8" / 1-1/8"
Piping total length	m	50	50	50	60	60
Vertical piping max. length	m	25	25	25	30	30
<b>&gt; Working range</b>						
Outdoor ambient temperature for heating min. / max.	°C	-20 / 24	-20 / 24	-20 / 24	-30 / 30	-30 / 30
Outdoor ambient temperature for cooling min. / max.	°C	-5 / 48	-5 / 48	-5 / 48	-15 / 55	-15 / 55

Cooling and heating capacity. Cooling and heating input. Energy efficiency: Rated conditions: Cooling 27°C BS/19°C BH indoor, 35°C BS outdoor. Heating 20°C BS indoor, 7°C BS/6°C BH outdoor. Piping length 7.5 m, Height 0 m. For longer pipe lengths, testing via Selecta Online HVACSSP is required. Sound pressure: Measurement of the sound pressure is taken using a semi-anechoic chamber at a distance of 1 m from the machine at a height of 1.3 m. Refrigerant charge: This is the amount of refrigerant that has been charged in the unit. In order to apply a supplementary charge, it is necessary to use the formula from the technical manual. NOTE: Before installing these units, current legislation regarding refrigerant gases must be consulted.



# Magnus Multi Vertical HC

NEW



The MAGNUS Multi Vertical High Capacity range offers the possibility of adjusting to the needs of those spaces that, due to their large dimensions, require distributed air conditioning.

## Characteristics

- Connectable up to 2 indoor units of the same model.
- 100% Inverter Technology.
- Compact size outdoor unit, designed for easy transport and installation.
- Indoor unit with available pressure up to 400 Pa.
- Constant air flow.
- Control included.



KCT-04 SR  
Included Control

FOR "COMPATIBLE CONTROLS AND ACCESSORIES" SEE PAGE 156





Set model		KVHM2-450 DN11	KVHM2-560 DN11
<b>&gt; Set</b>			
Cooling capacity rated	kW	45	56
Heating capacity rated	kW	56	63
Cooling input rated	W	15980	22860
Heating input rated	W	15700	20300
EER		2.48	2.00
COP		3.72	3.71
SEER		6.05	5.93
SCOP		4.83	4.42
<b>&gt; Indoor unit</b>			
		<b>2 x KPVH-224 DN11</b>	<b>2 x KPVH-280 DN11</b>
Power supply	V/ph/Hz	220-240/1/50	220-240/1/50
Width / Height / Depth	mm	1150 / 1810 / 615	1150 / 1810 / 615
Net weight	kg	155	155
Air flow low / medium / high	m³/h	3716 / 3976 / 4496	3716 / 3976 / 4496
Sound pressure	dB(A)	50.6 / 54.9 / 59	50.6 / 54.9 / 59
Sound power level	dB(A)	66.5/71.6/76.0	66.5/71.6/76.0
Max. pressure available	Pa	0-400	0-400
Branch model		KCMI-312	KCMI-312
Air outlet width/height	mm	2x(299/255)	2x(299/255)
Communication protocol		S6/S8	S6/S8
<b>&gt; Outdoor unit</b>			
		<b>KUE 450 DN11</b>	<b>KUE 560 DN11</b>
Power supply	V/ph/Hz	380-415/3/50	380-415/3/50
Width / Height / Depth	mm	1250 / 1760 / 580	1250 / 1760 / 580
Net weight	kg	214	234
Air flow	m³/h	18500	18500
Sound pressure	dB(A)	60	61
Sound power level	dB(A)	86	89
<b>&gt; Refrigerant</b>			
Type refrigerant		R-410A	R-410A
GWP		2088	2088
Refrigerant charge	kg	8	8.5
t CO <sub>2</sub> eq	tCO <sub>2</sub>	16.70	17.75
Liquid / Gas pipe diameter	inch	5/8" / 1-1/8"	5/8" / 1-1/8"
Piping total length	m	60	60
Vertical piping max. length	m	30	30
<b>&gt; Working range</b>			
Outdoor ambient temperature for heating min. / max.	°C	-30 / 30	-30 / 30
Outdoor ambient temperature for cooling min. / max.	°C	-15 / 55	-15 / 55

Cooling and heating capacity. Cooling and heating input. Energy efficiency: Rated conditions: Cooling 27°C BS/19°C BH indoor, 35°C BS outdoor. Heating 20°C BS indoor, 7°C BS/6°C BH outdoor. Piping length 7.5 m, Height 0 m. For longer pipe lengths, testing via Selecta Online HVACSSP is required. Sound pressure: Measurement of the sound pressure is taken using a semi-anechoic chamber at a distance of 1 m from the machine at a height of 1.3 m. Refrigerant charge: This is the amount of refrigerant that has been charged in the unit. In order to apply a supplementary charge, it is necessary to use the formula from the technical manual. NOTE: Before installing these units, current legislation regarding refrigerant gases must be consulted.



# Magnus KAHU

NEW



The new MAGNUS KAHU range is specifically designed for control and adjustment of Air Handling Units from its direct expansion coil from 20 kW up to 56 kW.

## Characteristics

- S8 Technology.
- 100% Inverter Technology.
- Supports Modbus RTU.
- Optional third-party control.



KCT-04 SR  
Recommended control

FOR "COMPATIBLE CONTROLS AND ACCESSORIES" SEE PAGE 156





Set model		KAHUM-200 DN11	KAHUM-224 DN11	KAHUM-280 DN11
<b>&gt; Set</b>				
Cooling capacity rated	kW	20	22.4	28
Heating capacity rated	kW	20	22.4	28
Cooling input rated	W	5280	6770	12020
Heating input rated	W	5950	6670	8730
EER		3.88	3.30	2.15
COP		4.51	4.21	3.68
SEER		7.16	6.85	5.94
SCOP		4.04	4.34	4.50
<b>&gt; Indoor unit</b>				
		<b>KAHU 200.5</b>	<b>KAHU 360.5</b>	<b>KAHU 360.5</b>
Power supply	V/ph/Hz	220-240/1/50	220-240/1/50	220-240/1/50
Width / Height / Depth	mm	479 / 384 / 134	479 / 384 / 134	479 / 384 / 134
Net weight	kg	6.2	6.2	6.2
Communication protocol		S6	S6	S6
<b>&gt; Outdoor unit</b>				
		<b>KUE 200 DN11</b>	<b>KUE 224 DN11</b>	<b>KUE 280 DN11</b>
Power supply	V/ph/Hz	380-415/3/50	380-415/3/50	380-415/3/50
Width / Height / Depth	mm	1120 / 1558 / 528	1120 / 1558 / 528	1120 / 1558 / 528
Net weight	kg	143	143	144
Air flow	m <sup>3</sup> /h	9000	9000	11000
Sound pressure	dB(A)	58	58	60
Sound power level	dB(A)	78	78	78
<b>&gt; Refrigerant</b>				
Type refrigerant		R-410A	R-410A	R-410A
GWP		2088	2088	2088
Refrigerant charge	kg	6.5	6.5	6.5
t CO <sub>2</sub> eq	tCO <sub>2</sub>	13.57	13.57	13.57
Liquid / Gas pipe diameter	inch	3/8" / 3/4"	3/8" / 3/4"	3/8" / 7/8"
Piping total length	m	50	50	50
Vertical piping max. length	m	25	25	25
<b>&gt; Working range</b>				
Outdoor ambient temperature for heating min. / max.	°C	-20 / 24	-20 / 24	-20 / 24
Outdoor ambient temperature for cooling min. / max.	°C	-5 / 48	-5 / 48	-5 / 48

**Cooling and heating capacity. Cooling and heating input. Energy efficiency:** Rated conditions: Cooling 27°C BS/19°C BH indoor, 35°C BS outdoor. Heating 20°C BS indoor, 7°C BS/6°C BH outdoor. Piping length 7.5 m, Height 0 m. For longer pipe lengths, testing via Selecta Online HVACSSP is required. **Sound pressure:** Measurement of the sound pressure is taken using a semi-anechoic chamber at a distance of 1 m from the machine at a height of 1.3 m. **Refrigerant charge:** This is the amount of refrigerant that has been charged in the unit. In order to apply a supplementary charge, it is necessary to use the formula from the technical manual. **NOTE:** Before installing these units, current legislation regarding refrigerant gases must be consulted.



# Magnus KAHU

Set model		KAHUM-335 DN11	KAHUM-400 DN11
<b>&gt; Set</b>			
Cooling capacity rated	kW	33.5	40
Heating capacity rated	kW	33.5	40
Cooling input rated	W	1530	15750
Heating input rated	W	11720	14600
EER		2.23	2.24
COP		3.63	3.64
SEER		6.35	6.19
SCOP		4.06	4.72
<b>&gt; Indoor unit</b>			
		<b>KAHU 360.5</b>	<b>KAHU 560.5</b>
Power supply	V/ph/Hz	220-240/1/50	220-240/1/50
Width / Height / Depth	mm	479 / 384 / 134	479 / 384 / 134
Net weight	kg	6.2	6.4
Communication protocol		S6	S6/S8
<b>&gt; Outdoor unit</b>			
		<b>KUE 335 DN11</b>	<b>KUE 400 DN11</b>
Power supply	V/ph/Hz	380-415/3/50	380-415/3/50
Width / Height / Depth	mm	1120 / 1558 / 528	1130 / 1760 / 580
Net weight	kg	157	187
Air flow	m <sup>3</sup> /h	11300	12500
Sound pressure	dB(A)	61	59
Sound power level	dB(A)	81	82
<b>&gt; Refrigerant</b>			
Type refrigerant		R-410A	R-410A
GWP		2088	2088
Refrigerant charge	kg	8	74
t CO <sub>2</sub> eq	tCO <sub>2</sub>	16.70	15.45
Liquid / Gas pipe diameter	inch	1/2" / 1"	1/2" / 1"
Piping total length	m	50	60
Vertical piping max. length	m	25	30
<b>&gt; Working range</b>			
Outdoor ambient temperature for heating min. / max.	°C	-20 / 24	-30 / 30
Outdoor ambient temperature for cooling min. / max.	°C	-5 / 48	-15 / 55

**Cooling and heating capacity. Cooling and heating input. Energy efficiency:** Rated conditions: Cooling 27°C BS/19°C BH indoor, 35°C BS outdoor. Heating 20°C BS indoor, 7°C BS/6°C BH outdoor. Piping length 7.5 m, Height 0 m. For longer pipe lengths, testing via Selecta Online HVACSSP is required. **Sound pressure:** Measurement of the sound pressure is taken using a semi-anechoic chamber at a distance of 1 m from the machine at a height of 1.3 m. **Refrigerant charge:** This is the amount of refrigerant that has been charged in the unit. In order to apply a supplementary charge, it is necessary to use the formula from the technical manual. **NOTE:** Before installing these units, current legislation regarding refrigerant gases must be consulted.





Set model		KAHUM-450 DN11	KAHUM-560 DN11
<b>&gt; Set</b>			
Cooling capacity rated	kW	45	56
Heating capacity rated	kW	45	56
Cooling input rated	W	15980	22860
Heating input rated	W	15700	20300
EER		2.48	2.00
COP		3.72	3.71
SEER		6.05	5.93
SCOP		4.83	4.42
<b>&gt; Indoor unit</b>			
		<b>KAHU 560.5</b>	<b>KAHU 560.5</b>
Power supply	V/ph/Hz	220-240/1/50	220-240/1/50
Width / Height / Depth	mm	479 / 384 / 134	479 / 384 / 134
Net weight	kg	6.4	6.4
Communication protocol		S6/S8	S6/S8
<b>&gt; Outdoor unit</b>			
		<b>KUE 450 DN11</b>	<b>KUE 560 DN11</b>
Power supply	V/ph/Hz	380-415/3/50	380-415/3/50
Width / Height / Depth	mm	1250 / 1760 / 580	1250 / 1760 / 580
Net weight	kg	214	234
Air flow	m <sup>3</sup> /h	18500	18500
Sound pressure	dB(A)	60	61
Sound power level	dB(A)	86	89
<b>&gt; Refrigerant</b>			
Type refrigerant		R-410A	R-410A
GWP		2088	2088
Refrigerant charge	kg	8	8.5
t CO <sub>2</sub> eq	tCO <sub>2</sub>	16.70	17.75
Liquid / Gas pipe diameter	inch	5/8" / 1-1/8"	5/8" / 1-1/8"
Piping total length	m	60	60
Vertical piping max. length	m	30	30
<b>&gt; Working range</b>			
Outdoor ambient temperature for heating min. / max.	°C	-30 / 30	-30 / 30
Outdoor ambient temperature for cooling min. / max.	°C	-15 / 55	-15 / 55

**Cooling and heating capacity. Cooling and heating input. Energy efficiency:** Rated conditions: Cooling 27°C BS/19°C BH indoor, 35°C BS outdoor. Heating 20°C BS indoor, 7°C BS/6°C BH outdoor. Piping length 7.5 m, Height 0 m. For longer pipe lengths, testing via Selecta Online HVACSSP is required. **Sound pressure:** Measurement of the sound pressure is taken using a semi-anechoic chamber at a distance of 1 m from the machine at a height of 1.3 m. **Refrigerant charge:** This is the amount of refrigerant that has been charged in the unit. In order to apply a supplementary charge, it is necessary to use the formula from the technical manual. **NOTE:** Before installing these units, current legislation regarding refrigerant gases must be consulted.



# Compatible controls and accessories

✓ Included as standard

● Recommended

○ Optional

✗ Not supported

For more information see Controllers section.



**Serie Magnus**



**Magnus Vertical GC**



**Magnus KAHU**

## Wireless controller



○ KI-05\*  
○ KI-07\*

○ KI-05\*  
○ KI-07\*

✗

## Wired controller

### Without WiFi



○ KCT-04 SR

● KCT-04 SR

○ KCT-04 SR

### With WiFi



○ KCT-05 SRPSWF  
○ KCT-06 SRPSWF

○ KCT-05 SRPSWF  
○ KCT-06 SRPSWF

✗ KCT-05 SRPSWF  
✗ KCT-06 SRPSWF

## Modbus



1 IDU

✗ K01-MODBUS 1

✗ K01-MODBUS 1

●

4, 16 or 64 IDU

○ FRI-BMS

○ FRI-BMS

○ FRI-BMS

## Bacnet



1 IDU

✗ K05 BACNET 1

✗ K05 BACNET 1

✗ K05 BACNET 1

4, 16 or 64 IDU

○ FRI-BMS

○ FRI-BMS

○ FRI-BMS

## KNX



1 IDU

✗ K01-KNX 1

✗ K01-KNX 1

✗ K01-KNX 1

4, 16 or 64 IDU

○ FRI-BMS

○ FRI-BMS

○ FRI-BMS

## Touchscreen

○ KCCT-128C IPS  
○ KCCT-384C IPS

○ KCCT-128C IPS  
○ KCCT-384C IPS

○ KCCT-128C IPS  
○ KCCT-384C IPS

## Centralised control



○ KCCT-64 I (B-A)  
○ KCCT-64 IPS (A)  
○ KCCT-384B IPS (B)

○ KCCT-64 I (B-A)  
○ KCCT-64 IPS (A)  
○ KCCT-384B IPS (B)

○ KCCT-64 I (B-A)  
○ KCCT-64 IPS (A)  
○ KCCT-384B IPS (B)

## Web



○ KCC-64 CLOUD

○ KCC-64 CLOUD

○ KCC-64 CLOUD

○ KCC-64 WEB

○ KCC-64 WEB

○ KCC-64 WEB

\*A wired controller is needed





### Magnus Multi Ducts

- ☐ KI-05\*
- ☐ KI-07\*

☐ KCT-04 SR

- ☐ KCT-05 SRPSWF
- ☐ KCT-06 SRPSWF

☒ K01-MODBUS 1

☐ FRI-BMS

☒ K05 BACNET 1

☐ FRI-BMS

☒ K01-KNX 1

☐ FRI-BMS

- ☐ KCCT-128C IPS
- ☐ KCCT-384C IPS

- ☐ KCCT-64 I (B-A)
- ☐ KCCT-64 IPS (A)
- ☐ KCCT-384B IPS (B)

☐ KCC-64 CLOUD

☐ KCC-64 WEB



### Magnus Multi Cassettes

- ☐ KI-05
- ☐ KI-07

☐ KCT-04 SR

- ☐ KCT-05 SRPSWF
- ☐ KCT-06 SRPSWF

☒ K01-MODBUS 1

☐ FRI-BMS

☒ K05 BACNET 1

☐ FRI-BMS

☒ K01-KNX 1

☐ FRI-BMS

- ☐ KCCT-128C IPS
- ☐ KCCT-384C IPS

- ☐ KCCT-64 I (B-A)
- ☐ KCCT-64 IPS (A)
- ☐ KCCT-384B IPS (B)

☐ KCC-64 CLOUD

☐ KCC-64 WEB



### Magnus Multi Vertical GC

- ☐ KI-05\*
- ☐ KI-07\*

☒ KCT-04 SR

- ☐ KCT-05 SRPSWF
- ☐ KCT-06 SRPSWF

☒ K01-MODBUS 1

☐ FRI-BMS

☒ K05 BACNET 1

☐ FRI-BMS

☒ K01-KNX 1

☐ FRI-BMS

- ☐ KCCT-128C IPS
- ☐ KCCT-384C IPS

- ☐ KCCT-64 I (B-A)
- ☐ KCCT-64 IPS (A)
- ☐ KCCT-384B IPS (B)

☐ KCC-64 CLOUD

☐ KCC-64 WEB



# References

## Key Installations

The **High-Capacity Zen Range** for commercial applications offers multiple installation possibilities that are highly energy-efficient and environmentally friendly. High-capacity equipment is notable for its ability to provide comfort to premises that require large airflows.



**Volkswagen**  
Dealership

*Location:* Cabrera de Mar (Spain)  
*Units installed:* High Capacity Zen

## Other customers that have trusted Kaysun Zen

### Hotels, public buildings hospitals, health clinics and centres

- Autism Association of Jeréz (Cádiz)
- Joan XXIII Hospital (Tarragona)
- Salamanca Hospital (Salamanca)
- Sagrado Corazón Health Clinic (Madrid)
- Museum of Oil (Jaén)
- Depentya Foundation (Seville)
- Nuevo Arcangel Football Stadium (Córdoba)

### PRIVATE RESIDENCES

- Residential Complex (Vera)
- Alpe Property Developments (Tortosa)
- 134 private residences in East Seville (Seville)

- Mercainmo Property Developments (Lleida)
- Residential Complex (Marbella)
- 503 private residences in Bekinsa Residential Complex (Seville)
- Las Brisas Hotel (Llanes)

### Business centres and offices

- Navarrete Offices (La Rioja)
- Eder Epele offices (Guipúzcoa)
- Greg Business Centre (Barcelona)
- Trade Fair (Valladolid)
- Electric Rooms- Asturiana del Zinz S.A.U. (Asturias)
- Galvanizados Avilés offices (Avilés)
- Retevisión Valladolid (Valladolid)

- Eiffage Energy offices (Ávila)
- Acofarma offices (Terrassa)
- Jordi Verna offices (Granollers)
- Banca March offices (Mallorca)
- Carrefour offices (Málaga)
- Barceló Market (Madrid)
- Day SWRO Desalination offices (Marruecos)
- Caja Rural Zamora bank offices (Zamora)

### Restaurants

- 100 Montaditos Brewery (Córdoba)
- Vermut Rofes Restaurants (Reus)
- La Sureña Brewery (Córdoba)
- WOK Restaurant (Cáceres)

### Commercial building

- Unity Skates shop (Zaragoza)
- Leclerc Mall (Málaga)
- Confecciones Rubio clothes shop (Cádiz, Seville and Córdoba)
- Aurgi (Madrid)
- Toyota authorised dealer (Oviedo)
- Stradivarius (Manresa)
- Vitaldent dental clinic (different locations)
- Lacoste (Vilagarcía de Arousa)
- Lowfit Gym (Seville)
- Basic Fit Gym (Madrid)
- Alimerka Supermarkets (León)



**Encuentro**  
Fashion Stores

*Location:* Madrid and Seville (Spain)

*Units installed:* High Capacity Zen

*Capacity:* 100 kW



ZEN  
HIGH CAPACITY  
COMMERCIAL



**Basic Fit**  
Gym

*Location:* Madrid (Spain)

*Units installed:* High Capacity Zen

*Capacity:* 140 kW

**2RN Transmission Services**  
TV Networking

*Location:* Dublin (Ireland)

*Units installed:* 2 No. KPDUF-280 DN4  
Systems serving computer rack room



**Hutton & Meade**  
Hyundai Dealership

*Location:* Dublin (Ireland)

*Units installed:* 3 No. KPDUF-560V DN4  
Systems serving car dealership showroom







## INDUSTRIAL VRF RANGE

# Amazon

Outdoor Units	<b>162</b>	1 Way Cassette	<b>194</b>
S8 Platform	<b>164</b>	Floor Standing	<b>196</b>
Mini Amazon Hybrid	<b>166</b>	Wall mounted	<b>198</b>
Amazon Unitario FD	<b>168</b>	Floor/Ceiling	<b>200</b>
Amazon Modular FD	<b>172</b>	KAHU	<b>202</b>
Amazon Unitario	<b>174</b>	High Temperature Hydraulic Module	<b>204</b>
Amazon VI	<b>176</b>	Hydraulic Module Integrated	<b>206</b>
Amazon IV HR	<b>180</b>	Kit DHW Hybrid	<b>208</b>
Indoor Units	<b>182</b>	Mini Amazon Hybrid Ducts	<b>210</b>
Ducts	<b>184</b>	Mini Amazon Hybrid Cassettes	<b>212</b>
Medium Pressure Ducts	<b>186</b>	Accessories	<b>214</b>
High Pressure Ducts	<b>188</b>	Protocol compatibilities	<b>215</b>
Compact Cassette 600x600	<b>190</b>	Compatible controls and accessories	<b>216</b>
Cassette 840x840	<b>192</b>	References	<b>218</b>



# Outdoor Units

## Amazon



Variable flow systems are the most versatile for medium and big installations, thanks to their technological innovations, their wide range of cooling capacities and the great possible length of the piping. This type of units stand out for their energy efficiency, thanks to the use of Inverter technology in the compressors and DC fans, which are able to vary the cooling capacity delivered to suit the needs of each indoor unit.

2 pipes



3 pipes



### ⦿ Different types of outdoor units

From 8 kW cooling capacities in the Mini Amazon Hybrid to Amazon VI modular units capable of 270 kW in a single cooling system. The range also offers 3-pipe systems with heat recovery, capable of providing cooling and heating simultaneously, such as the IV HR series. In this way our systems can be adapted to any installation and to the different needs of each customer.





### ⦿ Versatility of indoor units

The possibilities of indoor units not only by type but also by power are unlimited and cover a wide range of power ratings from 1.5 kW to 56 kW and up to 64 indoor units can be installed in the same refrigeration circuit.



### ⦿ Full DC Inverter Technology

The fans and compressors are equipped with the latest DC Inverter technology, which guarantees very low power consumption for excellent energy efficiency.



### ⦿ Refrigerant level control

Real-time refrigerant quantity monitoring. Refrigerant temperature and pressure can be monitored by the outdoor unit.



### ⦿ Safety measures for R-32 gas leaks

In order to adapt to the new refrigerant gas regulations, Kaysun has developed safety measures in case of R-32 gas leakage such as Detectors with acoustic and visual alarm and refrigerant recovery boxes.



### ⦿ Automatic dust cleaning function

The innovative cleaning function enables the outdoor unit to prevent dust on its own.



# S8 Platform



VRF units use a variety of algorithms and self-learning technology to control equipment performance through operating parameters and timely maintenance, so that the equipment always operates in optimal condition throughout its life cycle.

## Product range

### Amazon Unitario FD



20 kW – 61,5 kW

### Amazon Modular FD



Individual modules: 33,5 kW – 61,5 kW  
Combinations: 67 kW – 246 kW

### Amazon VI



Individual modules: 28 kW – 90 kW  
Combinations: 56 kW – 270 kW

## Versatility of indoor units

The possibilities of the indoor units are endless, not only for the different models available, but also for their power range, which is so wide that it covers from 1.5 kW to 56 kW and can cover the installation of up to 64 indoor units on the same cooling circuit. The independent control of indoor units allows each user to choose its own comfort level without interfering with the rest of users.



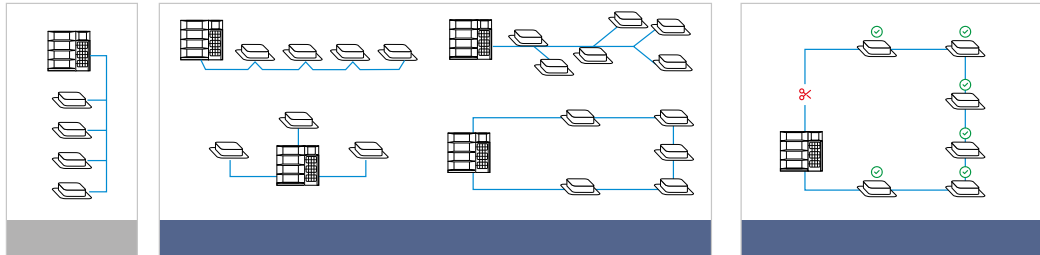


# Exclusive S8 features



## Powercom

HyperLink communication technology supports **any wiring pattern** instead of daisy-chaining, reducing installation cost and the possibility of incorrect connection. It has higher anti-interference capability, reaching a communication distance of up to 2000m.

### Type of communication



#### Benefits

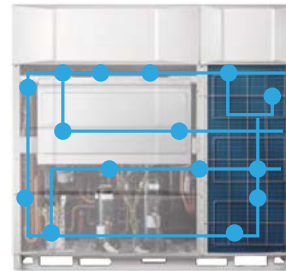
-  Flexible installation
-  Low installation cost
-  High reliability
-  Stable performance

## MultiSense




Up to **18 sensors** are distributed throughout the refrigeration system, and the status of the refrigerant is known at any point in the process, ensuring stable operation.

### Virtual sensor backup

In the event of a sensor failure, a virtual backup sensor can be automatically simulated, so that the VRF system can continue to operate without stopping.





#### Benefits

-  High reliability
-  Stable performance
-  More comfort

## KETA 2.0

KETA technology is perfected to **maximize energy savings**. It incorporates a professional operation and maintenance algorithm, so that the annual operating energy efficiency of each set of systems increases by more than 28%.

#### Benefits

-  Energy saving
-  More comfort
-  Fast cooling/heating

### STEP 1. Recognition of architectural space characteristics

The indoor unit automatically recognizes the size of the building space and the effectiveness of the insulation based on the rate of temperature decrease.

### STEP 2. Determination of system refrigerant temperature

The system automatically adapts the evaporating temperature (in cooling) or condensing temperature (in heating) to the room load to maximize energy efficiency.


### STEP 3. Adaptive indoor airflow and refrigerant flow rate

Each indoor unit automatically adjusts the corresponding airflow and refrigerant flow according to the evaporating/condensing temperature, allowing precise control.

## EIBox

The electronic components are fully insulated from the external environment to protect them from corrosion, sand, moisture, snowstorms and other adverse conditions, and to prevent small animals and insects from entering the chamber. To provide complete protection of the internal electronics and improve resistance to external conditions.

#### Benefits

-  High reliability
-  Stable performance



# Mini Amazon Hybrid



To respond to the challenge of reducing emissions and the carbon footprint, Kaysun launches the new Mini Amazon range with R-32 refrigerant. It has 6 models from 8kW to 18kW with a compact size that is perfect for commercial and residential applications: Small offices, villas, apartments, etc.



Mini Amazon Hybrid

## Characteristics

- Compact single-fan units.
- Simultaneity up to:
  - 130% - Mini Amazon Hybrid.
  - 160% - Mini Amazon S8.
- Hybrid Solution with Mini Amazon Hybrid.
- Mini Amazon Hybrid combinable with Hydraulic Module Integrated or DHW.



Mini Amazon s8





## Mini Amazon Hybrid

Outdoor unit model		KMF-80 DVR5	KMF-100 DVR5	KMF-120 DVR5	KMF-140 DVR5	KMF-160 DVR5
Cooling capacity rated	kW	7.20	9.00	12.30	14.00	15.50
Cooling input rated	kW	2.23	2.94	3.84	4.33	5.13
EER		3.23	3.06	3.20	3.23	3.02
SEER		5.70	5.70	7.50	6.90	6.60
Energy efficiency $\eta_{s,c}$	%	225	225	297	273	261
Heating capacity rated	kW	7.20	9.00	12.30	14.00	15.50
Heating input rated	kW	1.92	2.37	3.28	3.60	4.08
COP		3.75	3.80	3.75	3.89	3.80
SCOP		4.00	3.95	4.40	4.60	4.40
Energy efficiency $\eta_{s,h}$	%	225	225	297	273	261
Communication protocol		S6	S6	S6	S6	S6
No. indoor units		4	6	7	8	9
Connectable capacity/Simultaneity	%	50-130	50-130	50-130	50-130	50-130
Compressor type		DC Inverter	DC Inverter	DC Inverter	DC Inverter	DC Inverter
No. compressor		1	1	1	1	1
Type refrigerant		R-32	R-32	R-32	R-32	R-32
$t_{CO_2eq}$	tCO <sub>2</sub>	0.95	1.22	1.49	1.62	1.62
GWP		675	675	675	675	675
Refrigerant charge	kg	1.40	1.80	2.20	2.40	2.40
No. fans		1	1	1	1	1
Air flow	m <sup>3</sup> /h	3750	4000	5000	5100	5000
Static pressure	Pa	-	-	-	-	-
Sound pressure	dB(A)	54	55	57	56	56
Sound power level	dB(A)	66	68	71	70	70
Liquid / Gas pipe diameter	inch	3/8" / 5/8"	3/8" / 5/8"	3/8" / 5/8"	3/8" / 5/8"	3/8" / 5/8"
Width / Height / Depth	mm	910 / 712 / 426	910 / 712 / 426	950 / 840 / 440	950 / 840 / 440	950 / 840 / 440
Net weight	kg	49	52.50	62.50	77.50	77.50
Power supply	V/ph/Hz	220-240/1/50	220-240/1/50	220-240/1/50	220-240/1/50	220-240/1/50
Power wiring	mm <sup>2</sup>	(2+T)x6	(2+T)x6	(2+T)x8	(2+T)x10	(2+T)x10
Shielded communication wiring	mm <sup>2</sup>	3x0.75	3x0.75	3x0.75	3x0.75	3x0.75
Outdoor ambient temperature for cooling min. / max.	°C	-15 / 46	-15 / 55	-15 / 55	-15 / 55	-15 / 55
Outdoor ambient temperature for heating min. / max.	°C	-20 / 27	-20 / 27	-20 / 27	-20 / 27	-20 / 27

## Mini Amazon S8

Not compatible with Mini Amazon Hybrid indoor units

Outdoor unit model		KMF-180 DTR6
Cooling capacity rated	kW	17.5
Cooling input rated	kW	6.46
EER		2.71
SEER		7.10
Energy efficiency $\eta_{s,c}$	%	281.0
Heating capacity rated	kW	17.5
Heating input rated	kW	4.49
COP		3.90
SCOP		4.80
Energy efficiency $\eta_{s,h}$	%	189.0
Communication protocol		S8
No. indoor units		12
Connectable capacity/Simultaneity	%	50-160
Compressor type		DC Inverter
No. compressor		1
Type refrigerant		R-32
$t_{CO_2eq}$	tCO <sub>2</sub>	1.92
GWP		675
Refrigerant charge	kg	2.85
No. fans		1
Air flow	m <sup>3</sup> /h	5500
Static pressure	Pa	0-35
Sound pressure	dB(A)	58
Sound power level	dB(A)	73
Liquid / Gas pipe diameter	inch	3/8" / 3/4"
Width / Height / Depth	mm	1038 / 864 / 409
Net weight	kg	94
Power supply	V/ph/Hz	380-415/3/50
Power wiring	mm <sup>2</sup>	(4+T)x10
Shielded communication wiring	mm <sup>2</sup>	2x0.75
Outdoor ambient temperature for cooling min. / max.	°C	-15 / 52
Outdoor ambient temperature for heating min. / max.	°C	-20 / 16.5

### NOTES:

- (1) The data and specifications included on this sheet may vary without prior notice.
- (2) The images on this sheet are indicative, and may differ from the actual machine.
- (3) Cooling capacity conditions: Indoor temperature 27°C DB/19°C WB; Outdoor temperature 35°C DB; Equivalent length of piping 7.5 m with 0 m fall; Data calculated with Duct-type indoor unit. Heating capacity conditions: Indoor temperature 20°C DB; Outdoor temperature 7°C DB/6°C WB; Equivalent length of piping 7.5 m with 0 m fall; Data calculated with Duct-type indoor unit.
- (4) Sound pressure level measured at a position 1 m in front of the unit at a height of 1 m above the floor using a semi-anechoic chamber.



# Amazon Unitario FD



Individual non-combinable outdoor units with a power range from 20 to 61.5 kW. Both compressors and fans used in these outdoor units are of the DC Inverter type that adapt their operation and consumption to the needs of the equipment.

## Characteristics

- S8 technology.
- Small space required for installation.
- Simultaneity coefficient from 50 to 200%.
- Systems up to 560 meters total pipe length.
- Compatible with centralized controls and BMS.







## S6

Outdoor unit model		KMF-200 DN4	KMF-224 DN4
Cooling capacity rated	kW	20	22.4
Cooling input rated	kW	4.90	6.83
EER		3.79	3.31
SEER		7.11	6.83
Energy efficiency $\eta_{s,c}$	%	281.40	270.20
Heating capacity rated	kW	22.5	25
Heating input rated	kW	6.59	6.67
COP		3.78	3.75
SCOP		3.95	4.26
Energy efficiency $\eta_{s,h}$	%	155	167.40
Communication protocol		S6	S6
No. indoor units		11	13
Connectable capacity/Simultaneity	%	50-200	50-200
Compressor type		Rotary Inverter	Rotary Inverter
No. compressor		1	1
Type refrigerant		R-410A	R-410A
t CO <sub>2</sub> eq	tCO <sub>2</sub>	10.02	12.95
GWP		2088	2088
Refrigerant charge	kg	6.50	6.50
No. fans		2	2
Air flow	m <sup>3</sup> /h	9000	9000
Static pressure	Pa	-	-
Sound pressure	dB(A)	58	58
Sound power level	dB(A)	78	78
Liquid / Gas pipe diameter	inch	3/8" / 3/4"	3/8" / 3/4"
Width / Height / Depth	mm	1120 / 1558 / 528	1120 / 1558 / 528
Net weight	kg	143	143
Power supply	V/ph/Hz	380-415/3/50	380-415/3/50
Power wiring	mm <sup>2</sup>	(4+T)x4	(4+T)x4
Shielded communication wiring	mm <sup>2</sup>	3x0.75	3x0.75
Outdoor ambient temperature for cooling min. / max.	°C	-5 / 48	-5 / 48
Outdoor ambient temperature for heating min. / max.	°C	-20 / 24	-20 / 24

## NOTES:

- (1) The data and specifications included on this sheet may vary without prior notice.
- (2) The images on this sheet are indicative, and may differ from the actual machine.
- (3) Cooling capacity conditions: Indoor temperature 27°C DB/19°C WB; Outdoor temperature 35°C DB; Equivalent length of piping 7.5 m with 0 m fall; Data calculated with Duct-type indoor unit. Heating capacity conditions: Indoor temperature 20°C DB; Outdoor temperature 7°C DB/6°C WB; Equivalent length of piping 7.5 m with 0 m fall; Data calculated with Duct-type indoor unit.
- (4) Sound pressure level measured at a position 1 m in front of the unit at a height of 1 m above the floor using a semi-anechoic chamber.



# Amazon Unitario FD



S8

Outdoor unit model		KMF-252 DN6	KMF-280 DN6	KMF-335 DN6	KMF-400 DN6
Cooling capacity rated	kW	25.2	28	33.5	40
Cooling input rated	kW	7.60	9.10	11.60	15.70
EER		3.30	3.09	2.90	2.54
SEER		7.25	7.05	6.91	6.65
Energy efficiency $\eta_{s,c}$	%	287	279	273.40	263
Heating capacity rated	kW	25.2	28	33.5	40
Heating input rated	kW	6.10	7.00	9.10	11.70
COP		4.10	4.02	3.68	3.42
SCOP		4.15	4.11	4.11	4.15
Energy efficiency $\eta_{s,h}$	%	163	161.40	161.40	163
Communication protocol		S8	S8	S8	S8
No. indoor units		13	16	19	23
Connectable capacity/Simultaneity	%	50-200	50-200	50-200	50-200
Compressor type		DC Inverter	DC Inverter	DC Inverter	DC Inverter
No. compressor		1	1	1	1
Type refrigerant		R-410A	R-410A	R-410A	R-410A
t CO <sub>2</sub> eq	tCO <sub>2</sub>	12.74	12.74	13.36	15.45
GWP		2088	2088	2088	2088
Refrigerant charge	kg	6.10	6.10	6.40	7.40
No. fans		2	2	2	2
Air flow	m <sup>3</sup> /h	11800	12500	12500	12500
Static pressure	Pa	0-35	0-35	0-35	0-35
Sound pressure	dB(A)	56	57	58	59
Sound power level	dB(A)	76	79	81	82
Liquid / Gas pipe diameter	inch	1/2" / 1"	1/2" / 1"	1/2" / 1"	1/2" / 1"
Width / Height / Depth	mm	1130 / 1760 / 580	1130 / 1760 / 580	1130 / 1760 / 580	1130 / 1760 / 580
Net weight	kg	182	182	185	187
Power supply	V/ph/Hz	380-415/3/50	380-415/3/50	380-415/3/50	380-415/3/50
Power wiring	mm <sup>2</sup>	(4+T)x4	(4+T)x6	(4+T)x6	(4+T)x8
Shielded communication wiring	mm <sup>2</sup>	2x0.75	2x0.75	2x0.75	2x0.75
Outdoor ambient temperature for cooling min. / max.	°C	-15 / 55	-15 / 55	-15 / 55	-15 / 55
Outdoor ambient temperature for heating min. / max.	°C	-30 / 30	-30 / 30	-30 / 30	-30 / 30

## NOTES:

- (1) The data and specifications included on this sheet may vary without prior notice.
- (2) The images on this sheet are indicative, and may differ from the actual machine.
- (3) Cooling capacity conditions: Indoor temperature 27°C DB/19°C WB; Outdoor temperature 35°C DB; Equivalent length of piping 7.5 m with 0 m fall; Data calculated with Duct-type indoor unit. Heating capacity conditions: Indoor temperature 20°C DB; Outdoor temperature 7°C DB/6°C WB; Equivalent length of piping 7.5 m with 0 m fall; Data calculated with Duct-type indoor unit.
- (4) Sound pressure level measured at a position 1 m in front of the unit at a height of 1 m above the floor using a semi-anechoic chamber.



## S8

Outdoor unit model		KMF-450 DN6	KMF-500 DN6	KMF-560 DN6	KMF-615 DN6
Cooling capacity rated	kW	45	50	56	61.5
Cooling input rated	kW	16.00	19.50	22.90	30.80
EER		2.82	2.57	2.45	2.00
SEER		6.77	6.47	6.30	6.15
Energy efficiency $\eta_{s,c}$	%	267.80	255.8	249	243
Heating capacity rated	kW	45	50	56	61.5
Heating input rated	kW	12.20	13.70	20.30	22.50
COP		3.68	3.65	3.62	3.46
SCOP		4.23	4.17	4.07	4.00
Energy efficiency $\eta_{s,h}$	%	166.20	163.8	159.80	157
Communication protocol		S8	S8	S8	S8
No. indoor units		26	29	33	36
Connectable capacity/Simultaneity	%	50-200	50-200	50-200	50-200
Compressor type		DC Inverter	DC Inverter	DC Inverter	DC Inverter
No. compressor		1	1	1	1
Type refrigerant		R-410A	R-410A	R-410A	R-410A
t CO <sub>2eq</sub>	tCO <sub>2</sub>	16.70	16.70	17.75	17.75
GWP		2088	2088	2088	2088
Refrigerant charge	kg	8	8	8.50	8.50
No. fans		2	2	2	2
Air flow	m <sup>3</sup> /h	18500	20000	18500	19000
Static pressure	Pa	0-35	0-35	0-35	0-35
Sound pressure	dB(A)	60	61	61	62
Sound power level	dB(A)	86	88	89	89
Liquid / Gas pipe diameter	inch	5/8" / 1"-1/8"	5/8" / 1"-1/8"	5/8" / 1"-1/8"	5/8" / 1"-1/8"
Width / Height / Depth	mm	1250 / 1760 / 580	1250 / 1760 / 580	1250 / 1760 / 580	1250 / 1760 / 580
Net weight	kg	214	214	234	234
Power supply	V/ph/Hz	380-415/3/50	380-415/3/50	380-415/3/50	380-415/3/50
Power wiring	mm <sup>2</sup>	(4+T)x8	(4+T)x10	(4+T)x10	(4+T)x16
Shielded communication wiring	mm <sup>2</sup>	2x0.75	2x0.75	2x0.75	2x0.75
Outdoor ambient temperature for cooling min. / max.	°C	-15 / 55	-15 / 55	-15 / 55	-15 / 55
Outdoor ambient temperature for heating min. / max.	°C	-30 / 30	-30 / 30	-30 / 30	-30 / 30

## NOTES:

(1) The data and specifications included on this sheet may vary without prior notice.

(2) The images on this sheet are indicative, and may differ from the actual machine.

(3) Cooling capacity conditions: Indoor temperature 27°C DB/19°C WB; Outdoor temperature 35°C DB; Equivalent length of piping 7.5 m with 0 m fall; Data calculated with Duct-type indoor unit. Heating capacity conditions: Indoor temperature 20°C DB; Outdoor temperature 7°C DB/6°C WB; Equivalent length of piping 7.5 m with 0 m fall; Data calculated with Duct-type indoor unit.

(4) Sound pressure level measured at a position 1 m in front of the unit at a height of 1 m above the floor using a semi-anechoic chamber.



# Amazon Modular FD



Complete range of front discharge units from 33.5 kW to 61.5 kW fully modular with each other. This makes them highly adaptable to the capacity and space requirements of each installation.

## Characteristics

- Combinable up to 4 outdoor units.
- External static pressure up to 35Pa.
- Simultaneity coefficient from 50 to 200%.
- 60-step energy management.
- Automatic refrigerant recycling.
- Silent mode.








Outdoor unit model		KMF-335 DN6S	KMF-400 DN6S	KMF-450 DN6S	KMF-560 DN6S	KMF-615 DN6S
Cooling capacity rated	kW	33.5	40.0	45.0	56.0	61.5
Cooling input rated	kW	11.6	15.7	16.0	22.9	30.8
EER		2.90	2.54	2.82	2.45	2.00
SEER		6.38	6.23	6.15	5.95	5.80
Energy efficiency $\eta_{s,c}$	%	273.4	263.0	267.8	249.0	243.0
Heating capacity rated	kW	33.5	40.0	45.0	56.0	61.5
Heating input rated	kW	9.1	11.7	12.2	15.5	18.8
COP		3.68	3.42	3.68	3.62	3.28
SCOP		4.11	4.00	4.10	4.07	4.00
Energy efficiency $\eta_{s,h}$	%	161.4	163.0	166.2	159.8	157.0
Communication protocol		S8	S8	S8	S8	S8
No. indoor units		19	22	26	32	35
Connectable capacity/Simultaneity	%	50-200	50-200	50-200	50-200	50-200
Compressor type		DC Inverter	DC Inverter	DC Inverter	DC Inverter	DC Inverter
No. compressor		1	1	1	1	1
Type refrigerant		R-410A	R-410A	R-410A	R-410A	R-410A
t CO <sub>2</sub> eq	tCO <sub>2</sub>	13.36	15.45	16.70	17.75	17.75
GWP		2088	2088	2088	2088	2088
Refrigerant charge	kg	6.4	7.4	8.0	8.5	8.5
No. fans		2	2	2	2	2
Air flow	m <sup>3</sup> /h	12500	12500	18500	18500	19000
Static pressure	Pa	0-35	0-35	0-35	0-35	0-35
Sound pressure	dB(A)	58	59	60	61	62
Sound power level	dB(A)	81	82	86	89	89
Liquid / Gas pipe diameter	inch	1/2" / 1"	1/2" / 1"	5/8" / 1-1/8"	5/8" / 1-1/8"	5/8" / 1-1/8"
Width / Height / Depth	mm	1130 / 1760 / 580	1130 / 1760 / 580	1250 / 1760 / 580	1250 / 1760 / 580	1250 / 1760 / 580
Net weight	kg	180	182	208	228	228
Power supply	V/ph/Hz	380-415/3/50	380-415/3/50	380-415/3/50	380-415/3/50	380-415/3/50
Power wiring	mm <sup>2</sup>	(4+T)x6	(4+T)x8	(4+T)x8	(4+T)x10	(4+T)x16
Shielded communication wiring	mm <sup>2</sup>	2x0.75	2x0.75	2x0.75	2x0.75	2x0.75
Outdoor ambient temperature for cooling min. / max.	°C	-15 / 55	-15 / 55	-15 / 55	-15 / 55	-15 / 55
Outdoor ambient temperature for heating min. / max.	°C	-30 / 30	-30 / 30	-30 / 30	-30 / 30	-30 / 30

**NOTES:**

- (1) The data and specifications included on this sheet may vary without prior notice.
- (2) The images on this sheet are indicative, and may differ from the actual machine.
- (3) Cooling capacity conditions: Indoor temperature 27°C DB/19°C WB; Outdoor temperature 35°C DB; Equivalent length of piping 7.5 m with 0 m fall; Data calculated with Duct-type indoor unit. Heating capacity conditions: Indoor temperature 20°C DB; Outdoor temperature 7°C DB/6°C WB; Equivalent length of piping 7.5 m with 0 m fall; Data calculated with Duct-type indoor unit.
- (4) Sound pressure level measured at a position 1 m in front of the unit at a height of 1 m above the floor using a semi-anechoic chamber.



# Amazon Unitario



The V8 Series VRF uses a variety of algorithms and self-learning technology to monitor the operation of the equipment through operating parameters and timely maintenance, so that the equipment always runs in optimal condition throughout its life cycle.

## Characteristics

- Single modules.
- Up to 200% simultaneity.
- Auto Addressing.
- 10 Priority Modes.
- Advanced Silent Technology.








Outdoor unit model		K2UF-280 DN6	K2UF-450 DN6	K2UF-500 DN6	K2UF-560 DN6	K2UF-670 DN6	K2UF-785 DN6	K2UF-900 DN6
Cooling capacity rated	kW	28	45	50	56	67	78.5	90
Cooling input rated	kW	9.90	22	20.4	26	32.7	32.4	43.9
EER		3.20	2.45	2.76	2.54	2.14	2.42	2.05
SEER		7.25	6.83	7.03	6.63	6.14	6.02	5.78
Energy efficiency $\eta_{s,c}$	%	287	270.2	278.2	262.2	242.6	237.8	228.2
Heating capacity rated	kW	28	45	50	56	67	78.5	90
Heating input rated	kW	7.50	14	15.10	17.20	20.20	24.50	29.90
COP		3.77	3.53	3.68	3.56	3.50	3.40	3.24
SCOP		4.27	4.27	4.25	4.20	4.32	4.28	4.20
Energy efficiency $\eta_{s,h}$	%	167.8	167.8	167	165	169.8	168.2	165
Communication protocol		S8	S8	S8	S8	S8	S8	S8
No. indoor units		16	26	29	33	39	46	53
Connectable capacity/Simultaneity	%	50-200	50-200	50-200	50-200	50-200	50-200	50-200
Compressor type		DC Inverter	DC Inverter	DC Inverter	DC Inverter	DC Inverter	DC Inverter	DC Inverter
No. compressor		1	1	2	2	2	2	2
Type refrigerant		R-410A	R-410A	R-410A	R-410A	R-410A	R-410A	R-410A
t CO <sub>2</sub> eq	tCO <sub>2</sub>	14.62	16.71	19.42	19.42	24.97	24.97	24.97
GWP		2088	2088	2088	2088	2088	2088	2088
Refrigerant charge	kg	7	8.4	9.3	9.3	11.96	11.96	11.96
No. fans		1	1	2	2	2	2	2
Air flow	m <sup>3</sup> /h	12600	15600	22000	22000	21500	28000	28000
Static pressure	Pa	20-120	20-120	20-120	20-120	20-120	20-120	20-120
Sound pressure	dB(A)	58	65	65	66	67	68	68
Sound power level	dB(A)	84	86	88	89	92	93	93
Liquid / Gas pipe diameter	inch	1/2" / 1"	5/8" / 1-1/8"	5/8" / 1-1/8"	5/8" / 1-1/8"	5/8" / 1-1/8"	7/8" / 1-3/8"	7/8" / 1-3/8"
Width / Height / Depth	mm	940 / 1760 / 825	940 / 1760 / 825	1340 / 1760 / 825	1340 / 1760 / 825	1340 / 1760 / 825	1880 / 1760 / 825	1880 / 1760 / 825
Net weight	kg	193	215	295	295	315	396	396
Power supply	V/ph/Hz	380-415/3/50	380-415/3/50	380-415/3/50	380-415/3/50	380-415/3/50	380-415/3/50	380-415/3/50
Power wiring	mm <sup>2</sup>	(4+T)x4	(4+T)x8	(4+T)x10	(4+T)x10	(4+T)x16	(4+T)x25	(4+T)x25
Shielded communication wiring	mm <sup>2</sup>	2x0.75	2x0.75	2x0.75	2x0.75	2x0.75	2x0.75	2x0.75
Outdoor ambient temperature for cooling min. / max.	°C	-15 / 55	-15 / 55	-15 / 55	-15 / 55	-15 / 55	-15 / 55	-15 / 55
Outdoor ambient temperature for heating min. / max.	°C	-30 / 30	-30 / 30	-30 / 30	-30 / 30	-30 / 30	-30 / 30	-30 / 30

**NOTES:**

- (1) The data and specifications included on this sheet may vary without prior notice.
- (2) The images on this sheet are indicative, and may differ from the actual machine.
- (3) Cooling capacity conditions: Indoor temperature 27°C DB/19°C WB; Outdoor temperature 35°C DB; Equivalent length of piping 7.5 m with 0 m fall; Data calculated with Duct-type indoor unit. Heating capacity conditions: Indoor temperature 20°C DB; Outdoor temperature 7°C DB/6°C WB; Equivalent length of piping 7.5 m with 0 m fall; Data calculated with Duct-type indoor unit.
- (4) Sound pressure level measured at a position 1 m in front of the unit at a height of 1 m above the floor using a semi-anechoic chamber.



# Amazon VI



The Amazon VI series uses a variety of algorithms and self-learning technology to monitor equipment performance using timely operating and maintenance parameters, so that the equipment always operates in optimal condition throughout its life cycle.

## Characteristics

- Up to 3 combinable modules.
- Up to 200% simultaneity.
- Auto Addressing.
- 10 Priority Modes.
- Compatibility with the full range of controls.







Outdoor unit model		K2F-280 DN6	K2F-335 DN6	K2F-400 DN6
Cooling capacity rated	kW	28	33.5	40
Cooling input rated	kW	8.75	11.63	14.04
EER		3.2	2.88	2.85
SEER		7.25	7.19	7.28
Energy efficiency $\eta_{s,c}$	%	287	284.60	288.20
Heating capacity rated	kW	28	33.5	40
Heating input rated	kW	7.43	9.49	11.33
COP		3.77	3.53	3.53
SCOP		4.27	4.29	4.37
Energy efficiency $\eta_{s,h}$	%	167.80	168.60	171.80
Communication protocol		S8	S8	S8
No. indoor units		16	19	23
Connectable capacity/Simultaneity	%	50-200	50-200	50-200
Compressor type		DC Inverter	DC Inverter	DC Inverter
No. compressor		1	1	1
Type refrigerant		R-410A	R-410A	R-410A
t CO <sub>2</sub> eq	tCO <sub>2</sub>	14.62	14.62	17.54
GWP		2088	2088	2088
Refrigerant charge	kg	7	7	8.4
No. fans		1	1	1
Air flow	m <sup>3</sup> /h	12600	13500	15600
Static pressure	Pa	20-120	20-120	20-120
Sound pressure	dB(A)	58	61	65
Sound power level	dB(A)	84	85	86
Liquid / Gas pipe diameter	inch	1/2" / 1"	1/2" / 1"	5/8" / 1-1/8"
Width / Height / Depth	mm	940 / 1760 / 825	940 / 1760 / 825	940 / 1760 / 825
Net weight	kg	195	195	215
Power supply	V/ph/Hz	380-415/3/50	380-415/3/50	380-415/3/50
Power wiring	mm <sup>2</sup>	(4+T)x4	(4+T)x6	(4+T)x8
Shielded communication wiring	mm <sup>2</sup>	2x0.75	2x0.75	2x0.75
Outdoor ambient temperature for cooling min. / max.	°C	-15 / 55	-15 / 55	-15 / 55
Outdoor ambient temperature for heating min. / max.	°C	-30 / 30	-30 / 30	-30 / 30

**NOTES:** (1) The data and specifications included on this sheet may vary without prior notice.

(2) The images on this sheet are indicative, and may differ from the actual machine.

(3) Cooling capacity conditions: Indoor temperature 27°C DB/19°C WB; Outdoor temperature 35°C DB; Equivalent length of piping 7.5 m with 0 m fall; Data calculated with Duct-type indoor unit. Heating capacity conditions: Indoor temperature 20°C DB; Outdoor temperature 7°C DB/6°C WB; Equivalent length of piping 7.5 m with 0 m fall; Data calculated with Duct-type indoor unit.

(4) Sound pressure level measured at a position 1 m in front of the unit at a height of 1 m above the floor using a semi-anechoic chamber.



# Amazon VI



Outdoor unit model		K2F-450 DN6	K2F-560 DN6	K2F-615 DN6
Cooling capacity rated	kW	45	56	61.5
Cooling input rated	kW	18.37	22.05	25.84
EER		2.45	2.54	2.38
SEER		6.83	6.63	6.63
Energy efficiency $\eta_{s,c}$	%	270.20	262.20	262.20
Heating capacity rated	kW	45	56	61.5
Heating input rated	kW	12.75	15.73	17.37
COP		3.53	3.56	3.54
SCOP		4.27	4.2	4.39
Energy efficiency $\eta_{s,h}$	%	167.80	165	172.60
Communication protocol		S8	S8	S8
No. indoor units		26	33	36
Connectable capacity/Simultaneity	%	50-200	50-200	50-200
Compressor type		DC Inverter	DC Inverter	DC Inverter
No. compressor		1	2	2
Type refrigerant		R-410A	R-410A	R-410A
t CO <sub>2</sub> eq	tCO <sub>2</sub>	17.54	19.42	24.97
GWP		2088	2088	2088
Refrigerant charge	kg	8.4	9.3	11.96
No. fans		1	2	2
Air flow	m <sup>3</sup> /h	15600	22000	21500
Static pressure	Pa	20-120	20-120	20-120
Sound pressure	dB(A)	65	66	66
Sound power level	dB(A)	86	89	89
Liquid / Gas pipe diameter	inch	5/8" / 1-1/8"	5/8" / 1-1/8"	5/8" / 1-1/8"
Width / Height / Depth	mm	940 / 1760 / 825	1340 / 1760 / 825	1340 / 1760 / 825
Net weight	kg	215	295	315
Power supply	V/ph/Hz	380-415/3/50	380-415/3/50	380-415/3/50
Power wiring	mm <sup>2</sup>	(4+T)x8	(4+T)x10	(4+T)x16
Shielded communication wiring	mm <sup>2</sup>	2x0.75	2x0.75	2x0.75
Outdoor ambient temperature for cooling min. / max.	°C	-15 / 55	-15 / 55	-15 / 55
Outdoor ambient temperature for heating min. / max.	°C	-30 / 30	-30 / 30	-30 / 30

**NOTES:** (1) The data and specifications included on this sheet may vary without prior notice.

(2) The images on this sheet are indicative, and may differ from the actual machine.

(3) Cooling capacity conditions: Indoor temperature 27°C DB/19°C WB; Outdoor temperature 35°C DB; Equivalent length of piping 7.5 m with 0 m fall; Data calculated with Duct-type indoor unit. Heating capacity conditions: Indoor temperature 20°C DB; Outdoor temperature 7°C DB/6°C WB; Equivalent length of piping 7.5 m with 0 m fall; Data calculated with Duct-type indoor unit.

(4) Sound pressure level measured at a position 1 m in front of the unit at a height of 1 m above the floor using a semi-anechoic chamber.



Outdoor unit model		K2F-670 DN6	K2F-785 DN6	K2F-900 DN6
Cooling capacity rated	kW	67	78.5	90
Cooling input rated	kW	31.31	32.44	43.9
EER		2.14	2.42	2.04
SEER		6.14	6.02	5.78
Energy efficiency $\eta_{s,c}$	%	242.60	237.80	228.20
Heating capacity rated	kW	67	78.5	90
Heating input rated	kW	19.14	23.09	27.78
COP		3.5	3.4	3.24
SCOP		4.32	4.28	4.2
Energy efficiency $\eta_{s,h}$	%	169.80	168.20	165
Communication protocol		S8	S8	S8
No. indoor units		39	46	53
Connectable capacity/Simultaneity	%	50-200	50-200	50-200
Compressor type		DC Inverter	DC Inverter	DC Inverter
No. compressor		2	2	2
Type refrigerant		R-410A	R-410A	R-410A
t CO <sub>2</sub> eq	tCO <sub>2</sub>	24.97	24.97	24.97
GWP		2088	2088	2088
Refrigerant charge	kg	11.96	11.96	11.96
No. fans		2	2	2
Air flow	m <sup>3</sup> /h	21500	28000	28000
Static pressure	Pa	20-120	20-120	20-120
Sound pressure	dB(A)	67	68	68
Sound power level	dB(A)	92	93	93
Liquid / Gas pipe diameter	inch	5/8" / 1-1/8"	7/8" / 1-3/8"	7/8" / 1-3/8"
Width / Height / Depth	mm	1340 / 1760 / 825	1880 / 1760 / 825	1880 / 1760 / 825
Net weight	kg	315	396	396
Power supply	V/ph/Hz	380-415/3/50	380-415/3/50	380-415/3/50
Power wiring	mm <sup>2</sup>	(4+T)x16	(4+T)x25	(4+T)x25
Shielded communication wiring	mm <sup>2</sup>	2x0.75	2x0.75	2x0.75
Outdoor ambient temperature for cooling min. / max.	°C	-15 / 55	-15 / 55	-15 / 55
Outdoor ambient temperature for heating min. / max.	°C	-30 / 30	-30 / 30	-30 / 30

### NOTES:

(1) The data and specifications included on this sheet may vary without prior notice.


(2) The images on this sheet are indicative, and may differ from the actual machine.

(3) Cooling capacity conditions: Indoor temperature 27°C DB/19°C WB; Outdoor temperature 35°C DB; Equivalent length of piping 7.5 m with 0 m fall; Data calculated with Duct-type indoor unit. Heating capacity conditions: Indoor temperature 20°C DB; Outdoor temperature 7°C DB/6°C WB; Equivalent length of piping 7.5 m with 0 m fall; Data calculated with Duct-type indoor unit.

(4) Sound pressure level measured at a position 1 m in front of the unit at a height of 1 m above the floor using a semi-anechoic chamber.



# Amazon IV HR



The Amazon IV HR outdoor groups are variable flow Full DC Inverter with heat recovery (3-pipe). Thanks to their multigroup Inverter boxes, they can produce heat and cold simultaneously on the same cooling circuit. They can achieve capacities of up to 150 kW through the combination of modules, and the units stand out for their high energy efficiency.



## Characteristics

- Up to 3 combinable modules.
- Simultaneity up to 200%.
- Available pressure up to 80Pa.
- Changeover boxes with 1, 4, 6 and 10 outlets.
- Hot water production up to 80°C.
- Continuous heating.





Combinable modules

Outdoor unit model		K3F-252 DN4S	K3F-280 DN4S	K3F-335 DN4S	K3F-400 DN4S	K3F-450 DN4S	K3F-500 DN4S
Cooling capacity rated	kW	22.4	28	33.5	40	45	50
Cooling input rated	kW	6.54	9.78	11.88	13.21	17.45	21.99
EER		3.43	2.86	2.82	3.03	2.58	2.27
SEER		7.26	6.6	6.8	6.65	6.44	6.22
Energy efficiency $\eta_{s,c}$	%	287.3	261.2	269.10	263.2	254.7	245.7
Heating capacity rated	kW	25	31.5	37.5	45	50	56
Heating input rated	kW	6.30	9	11.83	12.86	15.87	17.07
COP		3.97	3.5	3.17	3.5	3.15	3.28
SCOP		4.29	4.39	4.59	4.27	4.33	4.35
Energy efficiency $\eta_{s,h}$	%	168.5	172.7	180.8	168	170.2	170.9
Communication protocol		S6	S6	S6	S6	S6	S6
No. indoor units		64	64	64	64	64	64
Connectable capacity/Simultaneity	%	50-200	50-200	50-200	50-200	50-200	50-200
Compressor type		Scroll Inverter	Scroll Inverter	Scroll Inverter	Scroll Inverter	Scroll Inverter	Scroll Inverter
No. compressor		1	1	1	1	1	1
Type refrigerant		R-410A	R-410A	R-410A	R-410A	R-410A	R-410A
t CO <sub>2</sub> eq	tCO <sub>2</sub>	16.70	16.70	16.70	20.88	20.88	20.88
GWP		2088	2088	2088	2088	2088	2088
Refrigerant charge	kg	8	8	8	10	10	10
No. fans		1	1	1	2	2	2
Air flow	m <sup>3</sup> /h	9000	9500	10000	14000	14900	15800
Static pressure	Pa	0-80	0-80	0-80	0-80	0-80	0-80
Sound pressure	dB(A)	58	61	62	64	64	65
Sound power level	dB(A)	78	82	83	84	88	88
Liquid / Gas pipe diameter	inch	1/2" /	1/2" /	1/2" /	5/8" /	5/8" /	5/8" /
Low / High pressure gas pipe diameter	inch	1" / 3/4"	1" / 3/4"	1" / 3/4"	1-1/8" / 7/8"	1-1/8" / 7/8"	1-1/8" / 7/8"
Width / Height / Depth	mm	990 / 1635 / 790	990 / 1635 / 790	990 / 1635 / 790	1340 / 1635 / 825	1340 / 1635 / 825	1340 / 1635 / 825
Net weight	kg	232	232	232	300	300	300
Power supply	V/ph/Hz	380-415/3/50	380-415/3/50	380-415/3/50	380-415/3/50	380-415/3/50	380-415/3/50
Power wiring	mm <sup>2</sup>	(4+T)x4	(4+T)x6	(4+T)x6	(4+T)x8	(4+T)x10	(4+T)x10
Shielded communication wiring	mm <sup>2</sup>	3x0.75	3x0.75	3x0.75	3x0.75	3x0.75	3x0.75
Outdoor ambient temperature for cooling min. / max.	°C	-5 / 52	-5 / 52	-5 / 52	-5 / 52	-5 / 52	-5 / 52
Outdoor ambient temperature for heating min. / max.	°C	-25 / 19	-25 / 19	-25 / 19	-25 / 19	-25 / 19	-25 / 19
Outdoor ambient temperature for DHW min. / max.	°C	-20 / 43	-20 / 43	-20 / 43	-20 / 43	-20 / 43	-20 / 43

## Changeover Box

Model		KVBM-32 DN4S	KVBM-49 DN4S	KVBM-63 DN4S	KVBM-85 DN4S
Communication protocol		S6	S6	S6	S6
No. Outlets		1	4	6	10
No. indoors per outlet		8	5	5	5
No indoors per changeover box		8	20	30	47
Max. power per output	kW	32	16	16	16
Max. power per box	kW	32	49	63	85
Liquid / Gas pipe diameter	inch	3/8" / 1/2" /	3/8" / 1/2" / 5/8" / 3/4" /	3/8" / 1/2" / 5/8" / 3/4" /	3/8" / 5/8" / 3/4" / 7/8" /
Low / High pressure gas pipe diameter	inch	5/8" / 3/4" / 7/8" / 1/2" / 5/8" / 3/4"	3/4" / 7/8" / 1-1/8" / 5/8" / 3/4" / 7/8" / 1-1/8"	3/4" / 7/8" / 1-1/8" / 5/8" / 3/4" / 7/8" / 1-1/8"	7/8" / 1-1/8" / 1-3/8" / 5/8" / 7/8" / 1-1/8"
Width / Height / Depth	mm	440 / 195 / 296	668 / 250 / 574	668 / 250 / 574	974 / 250 / 574
Net weight	kg	10.50	33	36	51
Power supply	V/ph/Hz	220-240/1/50	220-240/1/50	220-240/1/50	220-240/1/50

### NOTES:

- (1) The data and specifications included on this sheet may vary without prior notice.
- (2) The images on this sheet are indicative, and may differ from the actual machine.
- (3) Cooling capacity conditions: Indoor temperature 27°C DB/19°C WB; Outdoor temperature 35°C DB; Equivalent length of piping 7.5 m with 0 m fall; Data calculated with Duct-type indoor unit. Heating capacity conditions: Indoor temperature 20°C DB; Outdoor temperature 7°C DB/6°C WB; Equivalent length of piping 7.5 m with 0 m fall; Data calculated with Duct-type indoor unit.
- (4) The diameters given are for the piping that connects the combination of the outdoor unit with the first indoor branch for systems with total equivalent liquid piping lengths below 90 m. For systems with total equivalent liquid piping lengths of 90 or more, see the engineering data book in order to determine the diameters of the connecting piping.
- (5) Sound pressure level measured at a position 1 m in front of the unit at a height of 1 m above the floor using a semi-anechoic chamber.



# Indoor Units

## Amazon



The wide range of Kaysun indoor units offers versatile solutions for all types of rooms and needs.

These units not only feature the latest S8 technology, but are also compatible with Kaysun R-410A and R-32 VRF systems, and can be conveniently controlled through the NetHome Plus App.

### Applications



#### Offices

Kaysun VRF offers solutions for office buildings of all sizes and its intelligent control solutions streamline VRF management. It offers a wide variety of indoor units to suit all designs.



#### Residential

Compact size and high efficiency make Kaysun indoor units suitable for all residential homes.



#### Hotels and Shopping Centers

The high efficiency and reliability of Kaysun equipment make it ideal for commercial applications. Intelligent control solutions, such as the touch screen controller, facilitate management.



#### Hospitals, schools, airports

Innovative design and a variety of indoor unit options make Kaysun VRFs suitable for all types of applications.





### • Ducts

- From 1.5 kW to 71 kW
- 199 mm ultra-thin height (all models)
- Pressure available up to 50Pa



### • Ducts High Pressure

- From 20 kW to 56 kW
- 299 mm ultra-thin height (all models)
- Pressure available up to 400Pa



### • Cassette 840x840

- From 5,6 kW to 14 kW
- 360° air Flow
- Pressure available up to 50Pa



### • Floor

- From 2,2 kW to 8 kW
- WITH Enclosure



### • Floor/Ceiling

- From 5,6 kW to 14 kW
- Floor or ceiling installation



### • Ducts Medium Pressure

- From 4,5 kW to 16 kW
- 245 mm ultra-thin height (all models)
- Pressure available up to 160Pa



### • Compact Cassette 600x600

- From 1,5 kW to 5,6 kW
- 360° air flow
- Pressure available up to 30Pa



### • 1 Way Cassette

- From 2,2 kW to 7,1 kW
- 153 mm ultra-thin height



### • Wall Mounted

- From 1,5 kW to 8 kW
- Installation near the ceiling




### • KAHU

- From 1,8 kW to 56 kW
- Allows connection of an AHU with expansion coil to a VRF system



# Ducts



The Kaysun VRF duct range is an excellent solution for spaces where air distribution needs to be balanced. These units automatically regulate static pressure.

## Characteristics

- Available pressure up to 50 Pa.
- 199 mm standard height.
- Technology Constant air flow.
- Condensate pump as standard.
- Quiet operation.



KCT-04 SR  
**Recommended**





Indoor unit model		KPDF-15 DN5.0	KPDF-22 DN5.0	KPDF-28 DN5.0	KPDF-36 DN5.0
Cooling capacity rated	kW	1.50	2.20	2.80	3.60
Power input	W	21	22	28	31
Heating capacity rated	kW	1.80	2.50	3.20	4.00
Communication protocol		S8	S8	S8	S8
Type refrigerant		R-410A / R-32	R-410A / R-32	R-410A / R-32	R-410A / R-32
Liquid / Gas pipe diameter	inch	1/4" / 1/2"	1/4" / 1/2"	1/4" / 1/2"	1/4" / 1/2"
Air flow	m <sup>3</sup> /h	307 / 320 / 335	314 / 322 / 347	351 / 380 / 431	414 / 453 / 557
Max. pressure available	Pa	50	50	50	50
Sound pressure	dB(A)	24 / 25 / 26	25 / 26 / 28	26 / 28 / 30	27 / 28 / 30
Width / Height / Depth	mm	653 / 199 / 470	653 / 199 / 470	653 / 199 / 470	803 / 199 / 470
Net weight	kg	11.5	11.5	11.5	13
Power supply	V/ph/Hz	220-240/1/50	220-240/1/50	220-240/1/50	220-240/1/50
Power wiring	mm <sup>2</sup>	(2+T)x2.5	(2+T)x2.5	(2+T)x2.5	(2+T)x2.5
Shielded communication wiring	mm <sup>2</sup>	2x0.75	2x0.75	2x0.75	2x0.75

Indoor unit model		KPDF-45 DN5.0	KPDF-56 DN5.0	KPDF-71 DN5.0
Cooling capacity rated	kW	4.50	5.60	7.10
Power input	W	43	58	65
Heating capacity rated	kW	5.00	6.30	8.00
Communication protocol		S8	S8	S8
Type refrigerant		R-410A / R-32	R-410A / R-32	R-410A / R-32
Liquid / Gas pipe diameter	inch	1/4" / 1/2"	1/4" / 1/2"	3/8" / 5/8"
Air flow	m <sup>3</sup> /h	557 / 629 / 770	580 / 682 / 800	763 / 860 / 1033
Max. pressure available	Pa	50	50	50
Sound pressure	dB(A)	29 / 31 / 33	31 / 33 / 35	31 / 33 / 35
Width / Height / Depth	mm	1003 / 199 / 470	1003 / 199 / 470	1203 / 199 / 470
Net weight	kg	16.5	16.5	20
Power supply	V/ph/Hz	220-240/1/50	220-240/1/50	220-240/1/50
Power wiring	mm <sup>2</sup>	(2+T)x2.5	(2+T)x2.5	(2+T)x2.5
Shielded communication wiring	mm <sup>2</sup>	2x0.75	2x0.75	2x0.75

**Cooling and heating capacity. Power input:** Rated conditions: Cooling 27°C BS/19°C BH indoor, 35°C BS outdoor. Heating 20°C BS indoor, 7°C BS/6°C BH outdoor. Piping length 7.5 m, Height 0 m.

**Sound pressure:** Measurement of the sound pressure is taken using a semi-anechoic chamber at a distance of 1 m from the machine at a height of 1.3 m.

**Power wiring:** The power wiring is up to 10 m approximately. It must be calculated more precisely for each installation.

**Shielded communication wiring:** If these units are installed with systems that are not s6 series external units, then shielded communication wires will be necessary.

**Compatible controllers:** These units can integrate one of the controllers from the table or the one recommended by Kaysun. For further information regarding compatibility, see the chapter on Controllers.



# Medium Pressure Ducts



Medium pressure duct units offer high air flows, so the air supply distance is longer. Especially in long and narrow spaces, such as corridors, this can reduce the number of units used and save investment costs.

## Characteristics

- Available pressure up to 160 Pa.
- 245 mm. standard height.
- Technology Constant air flow.
- Condensate pump as standard.
- Quiet operation.



KCT-04 SR  
**Recommended**





Indoor unit model		KPDHF-45 DN5.0	KPDHF-71 DN5.0	KPDHF-90 DN5.0
Cooling capacity rated	kW	4.50	7.10	9.00
Power input	W	70	96	110
Heating capacity rated	kW	5.00	8.00	10.00
Communication protocol		S8	S8	S8
Type refrigerant		R-410A / R-32	R-410A / R-32	R-410A / R-32
Liquid / Gas pipe diameter	inch	1/4" / 1/2"	3/8" / 5/8"	3/8" / 5/8"
Air flow	m <sup>3</sup> /h	495 / 538 / 623	822 / 904 / 1068	1030 / 1128 / 1323
Max. pressure available	Pa	160	160	160
Sound pressure	dB(A)	27 / 28 / 32	29 / 31 / 34	31 / 33 / 36
Width / Height / Depth	mm	710 / 245 / 770	910 / 245 / 770	1160 / 245 / 770
Net weight	kg	19.5	25	31
Power supply	V/ph/Hz	220-240/1/50	220-240/1/50	220-240/1/50
Power wiring	mm <sup>2</sup>	(2+T)x2.5	(2+T)x2.5	(2+T)x2.5
Shielded communication wiring	mm <sup>2</sup>	2x0.75	2x0.75	2x0.75

Indoor unit model		KPDHF-112 DN5.0	KPDHF-140 DN5.0	KPDHF-160 DN5.0
Cooling capacity rated	kW	11.20	14.00	16.00
Power input	W	138	172	210
Heating capacity rated	kW	12.50	16.00	18.00
Communication protocol		S8	S8	S8
Type refrigerant		R-410A / R-32	R-410A / R-32	R-410A / R-32
Liquid / Gas pipe diameter	inch	3/8" / 5/8"	3/8" / 5/8"	3/8" / 5/8"
Air flow	m <sup>3</sup> /h	1417 / 1550 / 1817	1568 / 1703 / 1971	1776 / 1871 / 2160
Max. pressure available	Pa	160	160	160
Sound pressure	dB(A)	31 / 33 / 37	32 / 34 / 38	34 / 36 / 40
Width / Height / Depth	mm	1510 / 245 / 770	1510 / 245 / 770	1510 / 245 / 770
Net weight	kg	37	39	39
Power supply	V/ph/Hz	220-240/1/50	220-240/1/50	220-240/1/50
Power wiring	mm <sup>2</sup>	(2+T)x2.5	(2+T)x2.5	(2+T)x2.5
Shielded communication wiring	mm <sup>2</sup>	2x0.75	2x0.75	2x0.75

**Cooling and heating capacity. Power input:** Rated conditions: Cooling 27°C BS/19°C BH indoor, 35°C BS outdoor. Heating 20°C BS indoor, 7°C BS/6°C BH outdoor. Piping length 7.5 m, Height 0 m.

**Sound pressure:** Measurement of the sound pressure is taken using a semi-anechoic chamber at a distance of 1 m from the machine at a height of 1.3 m.


**Power wiring:** The power wiring is up to 10 m approximately. It must be calculated more precisely for each installation.

**Shielded communication wiring:** If these units are installed with systems that are not s6 series external units, then shielded communication wires will be necessary.

**Compatible controllers:** These units can integrate one of the controllers from the table or the one recommended by Kaysun. For further information regarding compatibility, see the chapter on Controllers.



# High Pressure Ducts



The Kaysun range of High Pressure Duct system is ideal for the climate control of large areas, as it provides high cooling power and available pressures of up to 400 Pa, in conjunction with high air flows and the new constant airflow control technology. Thanks to the wide variety of outdoor units, it can also be adapted to any type of installation in an ideal manner.



## Characteristics

- Available pressure up to 400 Pa.
- Standard height 580 mm.
- Technology Constant air flow.
- Condensate pump as standard.
- Quiet operation.



KCT-04 SR  
**Recommended**





Indoor unit model		KPDUF-200 DN5.0	KPDUF-252 DN5.0	KPDUF-280 DN5.0
Cooling capacity rated	kW	20	25.2	28
Power input	W	780	780	780
Heating capacity rated	kW	22.5	26	31.5
Communication protocol		S8	S8	S8
Type refrigerant		R-410A / R-32	R-410A / R-32	R-410A / R-32
Liquid / Gas pipe diameter	inch	3/8" / 3/4"	3/8" / 3/4"	1/2" / 7/8"
Air flow	m <sup>3</sup> /h	3447 / 3760 / 4387	3447 / 3760 / 4387	3447 / 3760 / 4387
Max. pressure available	Pa	400	400	400
Sound pressure	dB(A)	44 / 46 / 50	44 / 46 / 50	44 / 46 / 50
Width / Height / Depth	mm	1300 / 580 / 900	1300 / 580 / 900	1300 / 580 / 900
Net weight	kg	125	125	125
Power supply	V/ph/Hz	220-240/1/50	220-240/1/50	220-240/1/50
Power wiring	mm <sup>2</sup>	(2+T)x2.5	(2+T)x2.5	(2+T)x2.5
Shielded communication wiring	mm <sup>2</sup>	2x0.75	2x0.75	2x0.75

Indoor unit model		KPDUF-400 DN5.0	KPDUF-450 DN5.0	KPDUF-560 DN5.0
Cooling capacity rated	kW	40	45	56
Power input	W	1850	1850	2030
Heating capacity rated	kW	45	56	63
Communication protocol		S8	S8	S8
Type refrigerant		R-410A / R-32	R-410A / R-32	R-410A / R-32
Liquid / Gas pipe diameter	inch	1/2" / 1"	1/2" / 1"	5/8" / 1-1/8"
Air flow	m <sup>3</sup> /h	5500 / 6000 / 7000	5500 / 6000 / 7000	6160 / 6720 / 7840
Max. pressure available	Pa	400	400	400
Sound pressure	dB(A)	50 / 52 / 56	50 / 52 / 56	53 / 54 / 58
Width / Height / Depth	mm	1850 / 580 / 900	1850 / 580 / 900	1850 / 580 / 900
Net weight	kg	166	166	170
Power supply	V/ph/Hz	220-240/1/50	220-240/1/50	220-240/1/50
Power wiring	mm <sup>2</sup>	(2+T)x2.5	(2+T)x2.5	(2+T)x2.5
Shielded communication wiring	mm <sup>2</sup>	2x0.75	2x0.75	2x0.75

**Cooling and heating capacity. Power input:** Rated conditions: Cooling 27°C BS/19°C BH indoor, 35°C BS outdoor. Heating 20°C BS indoor, 7°C BS/6°C BH outdoor. Piping length 7.5 m, Height 0 m.

**Sound pressure:** Measurement of the sound pressure is taken using a semi-anechoic chamber at a distance of 1 m from the machine at a height of 1.3 m.

**Power wiring:** The power wiring is up to 10 m approximately. It must be calculated more precisely for each installation.

**Shielded communication wiring:** If these units are installed with systems that are not s6 series external units, then shielded communication wires will be necessary.

**Compatible controllers:** These units can integrate one of the controllers from the table or the one recommended by Kaysun. For further information regarding compatibility, see the chapter on Controllers.



# Compact Cassette 600x600



The 600x600 Compact cassettes supply air in a 360° pattern for even, fast, and wide-reaching air conditioning that reaches every corner of your room, thanks to their DC Inverter fan.



## Characteristics

- 360° Airflow.
- Individual louver control.
- Available pressure up to 30 Pa.
- Installation in ceilings up to 3,5 m high.
- 7 fan speeds available.



KI-05  
**Recommended**





Indoor unit model		KCIF-15 DN5.0	KCIF-22 DN5.0	KCIF-28 DN5.0
Cooling capacity rated	kW	1.50	2.20	2.80
Power input	W	14	14	16
Heating capacity rated	kW	1.80	2.40	3.20
Communication protocol		S8	S8	S8
Type refrigerant		R-410A / R-32	R-410A / R-32	R-410A / R-32
Liquid / Gas pipe diameter	inch	1/4" / 1/2"	1/4" / 1/2"	1/4" / 1/2"
Air flow	m <sup>3</sup> /h	345 / 370 / 425	345 / 370 / 425	395 / 425 / 480
Max. pressure available	Pa	30	30	30
Sound pressure	dB(A)	26 / 27 / 28	26 / 27 / 28	26 / 27 / 29
Width / Height / Depth	mm	575 / 235 / 638	575 / 235 / 638	575 / 235 / 638
Net weight	kg	13	13	13
Power supply	V/ph/Hz	220-240/1/50	220-240/1/50	220-240/1/50
Power wiring	mm <sup>2</sup>	(2+T)x2.5	(2+T)x2.5	(2+T)x2.5
Shielded communication wiring	mm <sup>2</sup>	2x0.75	2x0.75	2x0.75
Panel; Model		KPA-03E	KPA-03E	KPA-03E
Panel; Width / Height / Depth	mm	620 / 80 / 620	620 / 80 / 620	620 / 80 / 620
Panel; Net weight	kg	2.4	2.4	2.4

Indoor unit model		KCIF-36 DN5.0	KCIF-45 DN5.0	KCIF-56 DN5.0
Cooling capacity rated	kW	3.60	4.50	5.60
Power input	W	18	25	35
Heating capacity rated	kW	4.00	5.00	6.30
Communication protocol		S8	S8	S8
Type refrigerant		R-410A / R-32	R-410A / R-32	R-410A / R-32
Liquid / Gas pipe diameter	inch	1/4" / 1/2"	1/4" / 1/2"	1/4" / 1/2"
Air flow	m <sup>3</sup> /h	405 / 440 / 500	495 / 530 / 605	625 / 670 / 765
Max. pressure available	Pa	30	30	30
Sound pressure	dB(A)	27 / 28 / 30	29 / 31 / 35	35 / 36 / 38
Width / Height / Depth	mm	575 / 235 / 638	575 / 235 / 638	575 / 235 / 638
Net weight	kg	14	14	15
Power supply	V/ph/Hz	220-240/1/50	220-240/1/50	220-240/1/50
Power wiring	mm <sup>2</sup>	(2+T)x2.5	(2+T)x2.5	(2+T)x2.5
Shielded communication wiring	mm <sup>2</sup>	2x0.75	2x0.75	2x0.75
Panel; Model		KPA-03E	KPA-03E	KPA-03E
Panel; Width / Height / Depth	mm	620 / 80 / 620	620 / 80 / 620	620 / 80 / 620
Panel; Net weight	kg	2.4	2.4	2.4

**Cooling and heating capacity. Power input:** Rated conditions: Cooling 27°C BS/19°C BH indoor, 35°C BS outdoor. Heating 20°C BS indoor, 7°C BS/6°C BH outdoor. Piping length 7.5 m, Height 0 m.

**Sound pressure:** Measurement of the sound pressure is taken using a semi-anechoic chamber at a distance of 1 m from the machine at a height of 1.3 m.


**Power wiring:** The power wiring is up to 10 m approximately. It must be calculated more precisely for each installation.

**Shielded communication wiring:** If these units are installed with systems that are not s6 series external units, then shielded communication wires will be necessary.

**Compatible controllers:** These units can integrate one of the controllers from the table or the one recommended by Kaysun. For further information regarding compatibility, see the chapter on Controllers.



# Cassette 840x840



The 840x840 Compact cassettes supply air in a 360° pattern for even, fast, and wide-reaching air conditioning that reaches every corner of your room, thanks to their DC Inverter fan with 50 Pa of available pressure.



## Characteristics

- 360° Airflow.
- Individual louver control.
- Available pressure up to 50 Pa.
- Installation in ceilings up to 5 m high.
- 7 fan speeds available.



KI-05  
**Recommended**

FOR "COMPATIBLE CONTROLS AND ACCESSORIES" SEE PAGE 216





Indoor unit model		KCIBF-56 DN5.0	KCIBF-71 DN5.0	KCIBF-80 DN5.0
Cooling capacity rated	kW	5.60	7.10	8.00
Power input	W	23	31	41
Heating capacity rated	kW	6.30	8.00	9.00
Communication protocol		S8	S8	S8
Type refrigerant		R-410A / R-32	R-410A / R-32	R-410A / R-32
Liquid / Gas pipe diameter	inch	1/4" / 1/2"	3/8" / 5/8"	3/8" / 5/8"
Air flow	m <sup>3</sup> /h	642 / 692 / 791	772 / 829 / 943	965 / 1057 / 1239
Max. pressure available	Pa	50	50	50
Sound pressure	dB(A)	29 / 30 / 32	32 / 33 / 36	32 / 34 / 37
Width / Height / Depth	mm	840 / 204 / 840	840 / 246 / 840	840 / 246 / 840
Net weight	kg	19.5	22	22
Power supply	V/ph/Hz	220-240/1/50	220-240/1/50	220-240/1/50
Power wiring	mm <sup>2</sup>	(2+T)x2.5	(2+T)x2.5	(2+T)x2.5
Shielded communication wiring	mm <sup>2</sup>	2x0.75	2x0.75	2x0.75
Panel; Model		KPA-01E1	KPA-01E1	KPA-01E1
Panel; Width / Height / Depth	mm	950 / 50 / 950	950 / 50 / 950	950 / 50 / 950
Panel; Net weight	kg	5.8	5.8	5.8

Indoor unit model		KCIBF-100 DN5.0	KCIBF-112 DN5.0	KCIBF-140 DN5.0
Cooling capacity rated	kW	10.00	11.20	14.00
Power input	W	54	61	89
Heating capacity rated	kW	11.20	12.50	16.00
Communication protocol		S8	S8	S8
Type refrigerant		R-410A / R-32	R-410A / R-32	R-410A / R-32
Liquid / Gas pipe diameter	inch	3/8" / 5/8"	3/8" / 5/8"	3/8" / 5/8"
Air flow	m <sup>3</sup> /h	1118 / 1200 / 1363	1186 / 1290 / 1497	1306 / 1412 / 1624
Max. pressure available	Pa	50	50	50
Sound pressure	dB(A)	35 / 36 / 38	36 / 37 / 40	37 / 39 / 42
Width / Height / Depth	mm	840 / 288 / 840	840 / 288 / 840	840 / 288 / 840
Net weight	kg	24	24	26.5
Power supply	V/ph/Hz	220-240/1/50	220-240/1/50	220-240/1/50
Power wiring	mm <sup>2</sup>	(2+T)x2.5	(2+T)x2.5	(2+T)x2.5
Shielded communication wiring	mm <sup>2</sup>	2x0.75	2x0.75	2x0.75
Panel; Model		KPA-01E1	KPA-01E1	KPA-01E1
Panel; Width / Height / Depth	mm	950 / 50 / 950	950 / 50 / 950	950 / 50 / 950
Panel; Net weight	kg	5.8	5.8	5.8

**Cooling and heating capacity. Power input:** Rated conditions: Cooling 27°C BS/19°C BH indoor, 35°C BS outdoor. Heating 20°C BS indoor, 7°C BS/6°C BH outdoor. Piping length 7.5 m, Height 0 m.

**Sound pressure:** Measurement of the sound pressure is taken using a semi-anechoic chamber at a distance of 1 m from the machine at a height of 1.3 m.

**Power wiring:** The power wiring is up to 10 m approximately. It must be calculated more precisely for each installation.

**Shielded communication wiring:** If these units are installed with systems that are not s6 series external units, then shielded communication wires will be necessary.

**Compatible controllers:** These units can integrate one of the controllers from the table or the one recommended by Kaysun. For further information regarding compatibility, see the chapter on Controllers.



# 1 Way Cassette



Units featuring a compact, light design, making the installation of the unit much easier. Thanks to its contained profile of only 153 mm, depending on the capacity, they are ideal to install in very shallow false ceiling.



## Characteristics

- Multiple Steps Vertical Swing.
- 0.5°C/1°C Setting Temperature Adjustment.
- Quiet Operation.
- Very compact unit.



KI-05  
**Recommended**





Indoor unit model		KCOF-22 DN5.0	KCOF-36 DN5.0	KCOF-71 DN5.0
Cooling capacity rated	kW	2.2	3.6	7.1
Power input	W	25	30	60
Heating capacity rated	kW	2.6	4	8
Communication protocol		S8	S8	S8
Type refrigerant		R-410A / R-32	R-410A / R-32	R-410A / R-32
Liquid / Gas pipe diameter	inch	1/4" / 1/2"	1/4" / 1/2"	3/8" / 5/8"
Air flow	m <sup>3</sup> /h	286 / 300 / 355	355 / 380 / 440	689 / 749 / 873
Sound pressure	dB(A)	25 / 26 / 28	32 / 34 / 37	37 / 39 / 41
Width / Height / Depth	mm	1054 / 153 / 428	1054 / 153 / 428	1275 / 189 / 452
Net weight	kg	11.5	11.8	15.8
Power supply	V/ph/Hz	220-240/1/50	220-240/1/50	220-240/1/50
Power wiring	mm <sup>2</sup>	(2+T)x2.5	(2+T)x2.5	(2+T)x2.5
Shielded communication wiring	mm <sup>2</sup>	2x0.75	2x0.75	2x0.75
Panel; Model		KPA1-02E	KPA1-02E	KPA1-01E
Panel; Width / Height / Depth	mm	1180 / 465 / 25	1180 / 465 / 25	1350 / 505 / 25
Panel; Net weight	kg	3.5	3.5	4

Fresh air supply only available in model KCOF-71 DN5.0.

**Cooling and heating capacity. Power input:** Rated conditions: Cooling 27°C BS/19°C BH indoor, 35°C BS outdoor. Heating 20°C BS indoor, 7°C BS/6°C BH outdoor. Piping length 7.5 m, Height 0 m.

**Sound pressure:** Measurement of the sound pressure is taken using a semi-anechoic chamber at a distance of 1 m from the machine at a height of 1.3 m.

**Power wiring:** The power wiring is up to 10 m approximately. It must be calculated more precisely for each installation.

**Shielded communication wiring:** If these units are installed with systems that are not s6 series external units, then shielded communication wires will be necessary.

**Compatible controllers:** These units can integrate one of the controllers from the table or the one recommended by Kaysun. For further information regarding compatibility, see the chapter on Controllers.



# Floor Standing



The streamlined design of this unit is the perfect solution for saving space as, thanks to its reduced depth it enjoys flexible installation thereby gracefully harmonising with the indoor design of the room.

## Characteristics

- Dirty Filters Indicator Signal.
- 0.5°C/1°C Setting Temperature Adjustment.
- Multiple operating modes.



KCT-04 SR  
**Recommended**





Indoor unit model		KSEF-22 DN5.0	KSEF-36 DN5.0	KSEF-56 DN5.0	KSEF-80 DN5.0
Cooling capacity rated	kW	2.2	3.6	5.6	8.0
Power input	W	35	40	45	62
Heating capacity rated	kW	2.4	4	6.3	9.0
Communication protocol		S8	S8	S8	S8
Type refrigerant		R-410A / R-32	R-410A / R-32	R-410A / R-32	R-410A / R-32
Liquid / Gas pipe diameter	inch	1/4" / 1/2"	1/4" / 1/2"	1/4" / 1/2"	3/8" / 5/8"
Air flow	m <sup>3</sup> /h	453 / 464 / 486	441 / 458 / 491	821 / 860 / 904	924 / 955 / 1011
Sound pressure	dB(A)	30.5 / 31 / 32	31 / 32 / 34	32.5 / 33 / 34.5	36 / 37 / 39
Width / Height / Depth	mm	1020 / 495 / 200	1020 / 495 / 200	1360 / 591 / 200	1360 / 591 / 200
Net weight	kg	21.1	21.1	32.1	33.3
Power supply	V/ph/Hz	220-240/1/50	220-240/1/50	220-240/1/50	220-240/1/50
Power wiring	mm <sup>2</sup>	(2+T)x2.5	(2+T)x2.5	(2+T)x2.5	(2+T)x2.5
Shielded communication wiring	mm <sup>2</sup>	2x0.75	2x0.75	2x0.75	2x0.75

**Cooling and heating capacity. Power input:** Rated conditions: Cooling 27°C BS/19°C BH indoor, 35°C BS outdoor. Heating 20°C BS indoor, 7°C BS/6°C BH outdoor. Piping length 7.5 m, Height 0 m.

**Sound pressure:** Measurement of the sound pressure is taken using a semi-anechoic chamber at a distance of 1 m from the machine at a height of 1.3 m.

**Power wiring:** The power wiring is up to 10 m approximately. It must be calculated more precisely for each installation.

**Shielded communication wiring:** If these units are installed with systems that are not s6 series external units, then shielded communication wires will be necessary.

**Compatible controllers:** These units can integrate one of the controllers from the table or the one recommended by Kaysun. For further information regarding compatibility, see the chapter on Controllers.



# Wall mounted



Wall-mounted indoor units with DC Inverter fans and an elegant front design. Featuring sleek lines and all the latest Kaysun technology.



## Characteristics

- Standard height 295 mm.
- Bi-directional coanda airflow.
- Possibility to install at 3 cm. from the ceiling.
- Free drainage without space restrictions.



KI-05  
**Recommended**





Indoor unit model		KAYF-15 DN5.0	KAYF-22 DN5.0	KAYF-28 DN5.0	KAYF-36 DN5.0
Cooling capacity rated	kW	1.50	2.20	2.80	3.60
Power input	W	18	21	24	27
Heating capacity rated	kW	1.70	2.40	3.20	4.00
Communication protocol		S8	S8	S8	S8
Type refrigerant		R-410A / R-32	R-410A / R-32	R-410A / R-32	R-410A / R-32
Liquid / Gas pipe diameter	inch	1/4" / 1/2"	1/4" / 1/2"	1/4" / 1/2"	1/4" / 1/2"
Air flow	m <sup>3</sup> /h	380 / 400 / 440	390 / 410 / 470	400 / 430 / 510	420 / 460 / 540
Sound pressure	dB(A)	29 / 30 / 31	29 / 30 / 32	31 / 32 / 34	31 / 33 / 36
Width / Height / Depth	mm	750 / 295 / 265	750 / 295 / 265	750 / 295 / 265	750 / 295 / 265
Net weight	kg	9	9	10	10
Power supply	V/ph/Hz	220-240/1/50	220-240/1/50	220-240/1/50	220-240/1/50
Power wiring	mm <sup>2</sup>	(2+T)x2.5	(2+T)x2.5	(2+T)x2.5	(2+T)x2.5
Shielded communication wiring	mm <sup>2</sup>	2x0.75	2x0.75	2x0.75	2x0.75

Indoor unit model		KAYF-45 DN5.0	KAYF-56 DN5.0	KAYF-80 DN5.0
Cooling capacity rated	kW	4.50	5.60	8
Power input	W	30	40	65
Heating capacity rated	kW	5.00	6.30	9
Communication protocol		S8	S8	S8
Type refrigerant		R-410A / R-32	R-410A / R-32	R-410A / R-32
Liquid / Gas pipe diameter	inch	1/4" / 1/2"	1/4" / 1/2"	3/8" / 5/8"
Air flow	m <sup>3</sup> /h	510 / 560 / 670	550 / 620 / 780	850 / 940 / 1120
Sound pressure	dB(A)	31 / 32 / 35	33 / 35 / 39	36 / 38 / 42
Width / Height / Depth	mm	950 / 295 / 265	950 / 295 / 265	1200 / 295 / 265
Net weight	kg	11.5	11.5	15
Power supply	V/ph/Hz	220-240/1/50	220-240/1/50	220-240/1/50
Power wiring	mm <sup>2</sup>	(2+T)x2.5	(2+T)x2.5	(2+T)x2.5
Shielded communication wiring	mm <sup>2</sup>	2x0.75	2x0.75	2x0.75

**Cooling and heating capacity. Power input:** Rated conditions: Cooling 27°C BS/19°C BH indoor, 35°C BS outdoor. Heating 20°C BS indoor, 7°C BS/6°C BH outdoor. Piping length 7.5 m, Height 0 m.

**Sound pressure:** Measurement of the sound pressure is taken using a semi-anechoic chamber at a distance of 1 m from the machine at a height of 1.3 m.

**Power wiring:** The power wiring is up to 10 m approximately. It must be calculated more precisely for each installation.

**Shielded communication wiring:** If these units are installed with systems that are not s6 series external units, then shielded communication wires will be necessary.

**Compatible controllers:** These units can integrate one of the controllers from the table or the one recommended by Kaysun. For further information regarding compatibility, see the chapter on Controllers.



# Floor/Ceiling



Unit featuring flexible installation with DC Inverter motors, compact design, suitable for any space. As its name suggests, they can be installed on the ceiling horizontal position and on the floor in vertical position. This is possible due to the design of its condensation tray.



## Characteristics

- Two installation positions: Floor or ceiling mounted.
- Quiet operation.
- Multiple louver positions.



KI-05  
**Recommended**





Indoor unit model		KPCF-56 DN5.0	KPCF-90 DN5.0	KPCF-140 DN5.0
Cooling capacity rated	kW	5.6	9	14
Power input	W	40	75	140
Heating capacity rated	kW	6.3	10	16
Communication protocol		S8	S8	S8
Type refrigerant		R-410A / R-32	R-410A / R-32	R-410A / R-32
Liquid / Gas pipe diameter	inch	1/4" / 1/2"	3/8" / 5/8"	3/8" / 5/8"
Air flow	m <sup>3</sup> /h	751 / 794 / 883	1138 / 1218 / 1397	1677 / 1810 / 2070
Sound pressure	dB(A)	36 / 38 / 41	42 / 44 / 47	44 / 46 / 50
Width / Height / Depth	mm	1069 / 674 / 234	1284 / 674 / 234	1649 / 674 / 234
Net weight	kg	24.7	29.8	36.4
Power supply	V/ph/Hz	220-240/1/50	220-240/1/50	220-240/1/50
Power wiring	mm <sup>2</sup>	(2+T)x2.5	(2+T)x2.5	(2+T)x2.5
Shielded communication wiring	mm <sup>2</sup>	2x0.75	2x0.75	2x0.75

**Cooling and heating capacity. Power input:** Rated conditions: Cooling 27°C BS/19°C BH indoor, 35°C BS outdoor. Heating 20°C BS indoor, 7°C BS/6°C BH outdoor. Piping length 7.5 m, Height 0 m.

**Sound pressure:** Measurement of the sound pressure is taken using a semi-anechoic chamber at a distance of 1 m from the machine at a height of 1.3 m.

**Power wiring:** The power wiring is up to 10 m approximately. It must be calculated more precisely for each installation.


**Shielded communication wiring:** If these units are installed with systems that are not s6 series external units, then shielded communication wires will be necessary.

**Compatible controllers:** These units can integrate one of the controllers from the table or the one recommended by Kaysun. For further information regarding compatibility, see the chapter on Controllers.



## KAHU

NEW



The KAHU can be used to connect Kaysun VRF outdoor units to direct expansion Air Handling Units, providing a solution suited to the specific needs of each project. They are an addition to the Kaysun VRF in combination with all other indoor unit ranges.



### Characteristics

- Compatible with S6 and S8 protocols.
- Supports third-party DC control.
- Capacity from 1,8 kW to 56 kW.
- Combinable up to 4 units.



KCT-04 SR  
Standard





Model		KAHU-90.5	KAHU-200.5	KAHU-360.5	KAHU-560.5
Cooling capacity rated	kW	1.8 ~ 9	9 ~ 20	20 ~ 36	36 ~ 56
Communication protocol		S8	S8	S8	S8
Connectable capacity/Simultaneity	%	100	100	100	100
Type refrigerant		R-410A / R-32	R-410A / R-32	R-410A / R-32	R-410A / R-32
Liquid / Gas pipe diameter	inch	3/8" / 3/8"	3/8" / 3/8"	1/2" / 1/2"	1/2" / 1/2"
Width / Height / Depth	mm	479 / 384 / 134	479 / 384 / 134	479 / 384 / 134	479 / 384 / 134
Net weight	kg	6.2	6.2	6.4	6.4
Power supply	V/ph/Hz	220-240/1/50	220-240/1/50	220-240/1/50	220-240/1/50
Power wiring	mm <sup>2</sup>	(2+T)x2.5	(2+T)x2.5	(2+T)x2.5	(2+T)x2.5
Shielded communication wiring	mm <sup>2</sup>	3x0.75	3x0.75	3x0.75	3x0.75

**Cooling capacity:** Capacity can be adjusted via DIP switches on electronic board. Rated conditions: Cooling 27°C BS/19°C BH indoor, 35°C BS outdoor. Heating 20°C BS indoor, 7°C BS/6°C BH outdoor. Piping length 7.5 m, Height 0 m.

**Power wiring:** The power wiring is up to 10 m approximately. It must be calculated more precisely for each installation.

**Compatible controllers:** Connection to a centralised controller, management system or integration system, must be done via the outdoor unit. There are options for the various outdoor unit models.



# High Temperature Hydraulic Module



Within the Kaysun Amazon indoor unit range there is an indoor unit that, combined with the Amazon IV HR series, is capable of generating hot water with discharge temperatures of up to 80°C. This generated hot water can be used as domestic hot water or in underfloor heating.

## Characteristics

- Up to 10 modules per system.
- High temperatures of up to 80°C.
- Wired controller as standard.
- Compatible with Smart Grid.



KCT-03 SRPS-KWF  
**Standard**

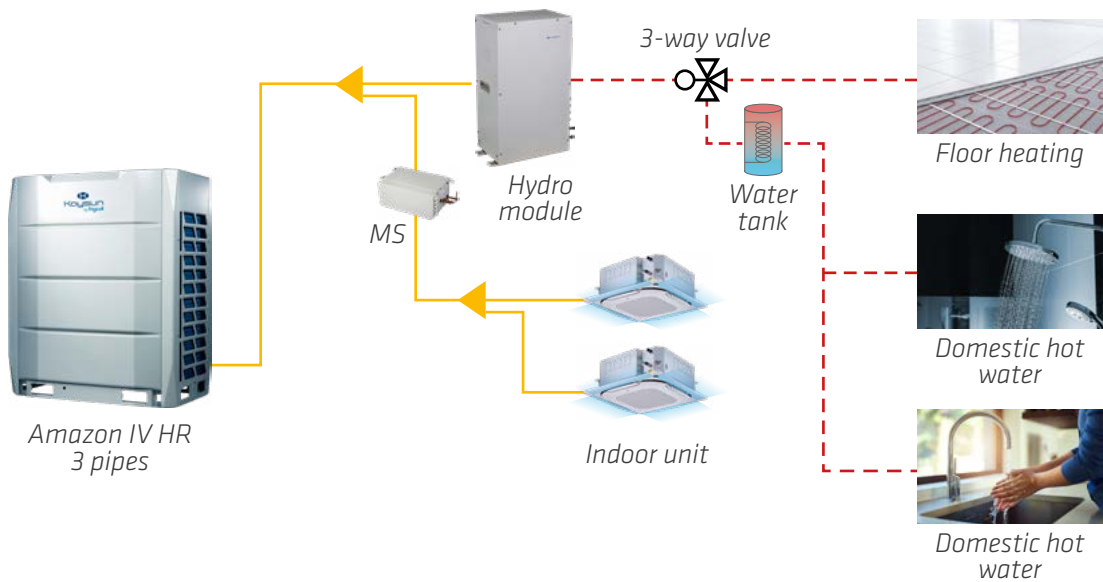




Only compatible with Amazon IV HR systems

Model		KWF-140 HT ACS
Power input	W	2984
Heating capacity rated	kW	14
Communication protocol		56
Liquid / Gas pipe diameter	inch	3/8" / 1/2"
Width / Height / Depth	mm	450 / 795 / 300
Net weight	kg	58
Power supply	V/ph/Hz	220-240/1/50
Power wiring	mm <sup>2</sup>	(2+T)x2.5
Shielded communication wiring	mm <sup>2</sup>	3x1.5


Installation Example:



**Heating capacity:** Rated conditions: Outdoor air 7°C BS/6°C BH. Water entering at 40°C, water leaving at 45°C.



# Hydraulic Module Integrated



The All in One hydraulic module can be installed together with the Mini Amazon Hybrid outdoor units to generate both domestic hot water and hot water for radiant floor heating. This unit combines all the benefits of the VRF systems with the air to water systems.

## Characteristics

- Efficiency and durability .
- Integrated stainless steel tank.
- Smart, flexible system.
- Integrated WiFi connection.
- Easy installation, start-up and maintenance.



Control included



SMART GRID  
READYR-32  
REFRIGERANTDOMESTIC HOT  
WATER

WI-FI



MODBUS

CONFIGURATION  
VIA USB PORT

Only compatible with Mini Amazon Hybrid outdoor units

Indoor unit model		KHKF-190 DR	KHKF-240 DR
Type refrigerant		R-32	R-32
Width / Height / Depth	mm	600 / 1683 / 600	600 / 1943 / 600
Net weight	kg	143	160
Capacity	l	190	240
Insulating material and thickness		Polyurethane 45mm	Polyurethane 45mm
SmartGrid connection		Yes	Yes
Temperature DHW max. with support	°C	60	60
Electrical heater; Standard support	kW	3	3
Water pipe connections inlet/outlet	inch	R1"	R1"
Maximum supply temperature / Anti-legionella function		60	60
Tank material		Stainless steel SUS 316L	Stainless steel SUS 316L
Integration; Max. working pressure	MPa	0.3	0.3
Heat coil max. working pressure	MPa	0.3	0.3
Power supply		220-240 / 1 / 50	220-240 / 1 / 50

**Cooling and heating capacity. Power input:** Rated conditions: Cooling 27°C BS/19°C BH indoor, 35°C BS outdoor. Heating 20°C BS indoor, 7°C BS/6°C BH outdoor. Piping length 7.5 m, Height 0 m.

**Sound pressure:** Measurement of the sound pressure is taken using a semi-anechoic chamber at a distance of 1 m from the machine at a height of 1.3 m.

**Power wiring:** The power wiring is up to 10 m approximately. It must be calculated more precisely for each installation.

**Shielded communication wiring:** If these units are installed with systems that are not s6 series external units, then shielded communication wires will be necessary.

**Compatible controllers:** These units can integrate one of the controllers from the table or the one recommended by Kaysun. For further information regarding compatibility, see the chapter on Controllers.



# Kit DHW Hybrid

NEW



The Kit DHW Hybrid can be installed together with the Mini Amazon 12 kW outdoor units to generate both domestic hot water and hot water for radiant floor heating. This unit combines all the benefits of the VRF systems with the air to water systems.



## Characteristics

- Domestic hot water up to 60°C.
- Integrated WiFi.
- Smart Grid compatible.
- Hybrid solution.
- Composed of DHW module + DHW tank.



FOR "COMPATIBLE CONTROLS AND ACCESSORIES" SEE PAGE 216



SMART GRID  
READYR-32  
REFRIGERANTDOMESTIC HOT  
WATERINDOOR  
INSTALLATION

WI-FI

CONFIGURATION  
VIA USB PORT

## Kit

Only compatible with Mini Amazon Hybrid 12 kW outdoor unit

Model		KDHW-12
Width / Height / Depth	mm	375 / 312 / 129
Net weight	kg	5
Refrigerant, Gas pipe	inch	3/8" o 1/2"*
Refrigerant, Liquid pipe	inch	1/4"
Power supply		220-240/1/50

\*See technical documentation for conditions.

## Tanks

		KTF-200	KTF-300
Type refrigerant		R-32	R-32
Width / Height / Depth	mm	/ 1665 /	/ 1735 /
Net weight	kg	74	97
Capacity	l	200	300
Diameter	mm	600	600
Insulating material and thickness		Polyurethane 45mm	Polyurethane 45mm
Temperature DHW max. with support	°C	60	60
Electrical heater; Standard support	kW	3	3
Water pipe connections inlet/outlet	inch	R1"	R1"
Maximum supply temperature / Anti-legionella function		60	60
Tank material		Stainless steel SUS 316L	Stainless steel SUS 316L
Water pipe connections		G1/2 (DN15)	G1/2 (DN15)
Backup electrical resistor	kW	2.1	2.1
Integration; Max. working pressure	MPa	0.3	0.3
Heat coil max. working pressure	MPa	0.3	0.3
Power supply		220-240/1/50	220-240/1/50

**Cooling and heating capacity. Power input:** Rated conditions: Cooling 27°C BS/19°C BH indoor, 35°C BS outdoor. Heating 20°C BS indoor, 7°C BS/6°C BH outdoor. Piping length 7.5 m, Height 0 m.

**Sound pressure:** Measurement of the sound pressure is taken using a semi-anechoic chamber at a distance of 1 m from the machine at a height of 1.3 m.

**Power wiring:** The power wiring is up to 10 m approximately. It must be calculated more precisely for each installation.

**Shielded communication wiring:** If these units are installed with systems that are not s6 series external units, then shielded communication wires will be necessary.



# Mini Amazon Hybrid Ducts



The ducts for Mini Amazon series are specially designed to be integrated in hybrid systems of VRF and hydraulic modules. With reduced dimensions and available pressure of up to 160Pa they suit all kind of applications.

## Characteristics

- Available pressure up to 160 Pa.
- 199/245 mm standard height.
- Technology Constant air flow.
- Condensate pump as standard.
- Quiet operation.



Low Pressure Ducts



Medium Pressure Ducts



KCT-04 SR  
**Recommended**





## Low Pressure Ducts

Only compatible with Mini Amazon Hybrid outdoor units.

Indoor unit model		KPDF-22 DR5.0H	KPDF-28 DR5.0H	KPDF-36 DR5.0H	KPDF-56 DR5.0H	KPDF-71 DR5.0H
Cooling capacity rated	kW	2.20	2.80	3.60	5.60	7.10
Power input	W	22	28	31	58	65
Heating capacity rated	kW	2.50	3.20	4.00	6.30	8.00
Type refrigerant		R-32	R-32	R-32	R-32	R-32
Liquid / Gas pipe diameter	inch	1/4" / 1/2"	1/4" / 1/2"	1/4" / 1/2"	1/4" / 1/2"	3/8" / 5/8"
Air flow	m <sup>3</sup> /h	314 / 322 / 347	351 / 380 / 431	414 / 453 / 557	580 / 682 / 800	763 / 860 / 1033
Max. pressure available	Pa	50	50	50	50	50
Sound pressure	dB(A)	25 / 26 / 28	26 / 28 / 30	27 / 28 / 30	31 / 33 / 35	31 / 33 / 35
Width / Height / Depth	mm	653 / 199 / 470	653 / 199 / 470	803 / 199 / 470	1003 / 199 / 470	1203 / 199 / 470
Net weight	kg	11.5	11.5	13	16.5	20
Power supply	V/ph/Hz	220-240/1/50	220-240/1/50	220-240/1/50	220-240/1/50	220-240/1/50
Power wiring	mm <sup>2</sup>	(2+T)x2.5	(2+T)x2.5	(2+T)x2.5	(2+T)x2.5	(2+T)x2.5
Shielded communication wiring	mm <sup>2</sup>	2x0.75	2x0.75	2x0.75	2x0.75	2x0.75

## Medium Pressure Ducts

Only compatible with Mini Amazon Hybrid outdoor units

Indoor unit model		KPDHF-90 DR5.0H	KPDHF-112 DR5.0H	KPDHF-140 DR5.0H
Cooling capacity rated	kW	9.00	11.20	14.00
Power input	W	110	138	172
Heating capacity rated	kW	10.00	12.50	14.00
Type refrigerant		R-32	R-32	R-32
Liquid / Gas pipe diameter	inch	3/8" / 5/8"	3/8" / 5/8"	3/8" / 5/8"
Air flow	m <sup>3</sup> /h	1030 / 1128 / 1323	1417 / 1550 / 1817	1568 / 1703 / 1971
Max. pressure available	Pa	160	160	160
Sound pressure	dB(A)	31 / 33 / 36	31 / 33 / 37	32 / 34 / 38
Width / Height / Depth	mm	1160 / 245 / 770	1510 / 245 / 770	1510 / 245 / 770
Net weight	kg	31	37	39
Power supply	V/ph/Hz	220-240/1/50	220-240/1/50	220-240/1/50
Power wiring	mm <sup>2</sup>	(2+T)x2.5	(2+T)x2.5	(2+T)x2.5
Shielded communication wiring	mm <sup>2</sup>	2x0.75	2x0.75	2x0.75

**Cooling and heating capacity. Power input:** Rated conditions: Cooling 27°C BS/19°C BH indoor, 35°C BS outdoor. Heating 20°C BS indoor, 7°C BS/6°C BH outdoor. Piping length 7.5 m, Height 0 m.

**Sound pressure:** Measurement of the sound pressure is taken using a semi-anechoic chamber at a distance of 1 m from the machine at a height of 1.3 m.

**Power wiring:** The power wiring is up to 10 m approximately. It must be calculated more precisely for each installation.

**Shielded communication wiring:** If these units are installed with systems that are not s6 series external units, then shielded communication wires will be necessary.

**Compatible controllers:** These units can integrate one of the controllers from the table or the one recommended by Kaysun. For further information regarding compatibility, see the chapter on Controllers.



# Mini Amazon Hybrid Cassettes



The cassettes for Mini Amazon series are specially designed to be integrated in hybrid systems of VRF and hydraulic modules. They supply air in a 360° pattern for even, fast, and wide-reaching air conditioning that reaches every corner of your room, thanks to their DC Inverter fan and available pressure up to 50Pa.



600x600

## Characteristics

- 360° Airflow.
- Individual louver control.
- 7 speeds.
- High ceiling installation.



KI-07  
**Recommended**





## 600x600

Only compatible with Mini Amazon Hybrid outdoor units

Indoor unit model		KCIF-22 DR5.0H	KCIF-28 DR5.0H	KCIF-36 DR5.0H	KCIF-56 DR5.0H
Cooling capacity rated	kW	2.20	2.80	3.60	5.60
Power input	W	14	16	18	35
Heating capacity rated	kW	2.40	3.20	4.00	6.30
Type refrigerant		R-32	R-32	R-32	R-32
Liquid / Gas pipe diameter	inch	1/4" / 1/2"	1/4" / 1/2"	1/4" / 1/2"	1/4" / 1/2"
Air flow	m <sup>3</sup> /h	345 / 370 / 425	395 / 425 / 480	405 / 440 / 500	625 / 670 / 765
Max. pressure available	Pa	30	30	30	30
Sound pressure	dB(A)	26 / 27 / 28	26 / 27 / 29	27 / 28 / 30	35 / 36 / 38
Width / Height / Depth	mm	575 / 235 / 638	575 / 235 / 638	575 / 235 / 638	575 / 235 / 638
Net weight	kg	13	13	14	15
Power supply	V/ph/Hz	220-240/1/50	220-240/1/50	220-240/1/50	220-240/1/50
Power wiring	mm <sup>2</sup>	(2+T)x2.5	(2+T)x2.5	(2+T)x2.5	(2+T)x2.5
Shielded communication wiring	mm <sup>2</sup>	2x0.75	2x0.75	2x0.75	2x0.75
Panel; Model		KPA-03E	KPA-03E	KPA-03E	KPA-03E
Panel; Width / Height / Depth	mm	620 / 80 / 620	620 / 80 / 620	620 / 80 / 620	620 / 80 / 620
Panel; Net weight	kg	2.4	2.4	2.4	2.4

**Cooling and heating capacity. Power input:** Rated conditions: Cooling 27°C BS/19°C BH indoor, 35°C BS outdoor. Heating 20°C BS indoor, 7°C BS/6°C BH outdoor. Piping length 7.5 m, Height 0 m.

**Sound pressure:** Measurement of the sound pressure is taken using a semi-anechoic chamber at a distance of 1 m from the machine at a height of 1.3 m.

**Power wiring:** The power wiring is up to 10 m approximately. It must be calculated more precisely for each installation.

**Shielded communication wiring:** If these units are installed with systems that are not s6 series external units, then shielded communication wires will be necessary.

**Compatible controllers:** These units can integrate one of the controllers from the table or the one recommended by Kaysun. For further information regarding compatibility, see the chapter on Controllers.



# Accessories

## For Outdoor Units

### Branches



<b>Model</b>		KCMI 112 (FRG100+FRG200) KCMI 212 (FRG100+FRG300) KCMI 312 (FRG200+FRG300) KCMI 412 (FRG200+FRG400) KCMI 512 (FRG300+FRG500)
<b>Model for Recovery Systems</b>		KCMI 113 (FRG100+FRG200+FRG200) KCMI 213 (FRG100+FRG200+FRG300) KCMI 313 (FRG200+FRG300+FRG300) KCMI 413 (FRG200+FRG300+FRG400) KCMI 513 (FRG300+FRG400+FRG500)
<b>Model for join outdoor units</b>	<b>Union of 2 ODU S8S &lt; 123 kW</b>	FQZHW-02N1E (KCME 12.8.TS)
	<b>Union of 2 ODU S8 &lt; 156,50 kW</b>	FQZHW-02N1E (KCME 12.8.S)
	<b>Union of 2 ODU S8 ≥ 156,50 kW</b>	FQZHW-02N1G (KCME 12.8.T)
	<b>Union of 3 ODU S8S &lt; 184,50 kW</b>	FQZHW-03N1E (KCME 13.8.TS)
	<b>Union of 3 ODU S8 ≥ 270 kW</b>	FQZHW-03N1G (KCME 13.8.T)
	<b>Union of 4 ODU S8S &lt; 246k W</b>	FQZHW-04N1G (KCME 14.8.S)*

\* Only available for Amazon Modular FD range

### Collectors



DXFQT4-01



DXFQT8-01

## For Indoor Units

### Detector R-32

	Description	Model
Compatible with indoor units S8 - DN5.0	Expansion board	KEB-01
	Detector R-32	K-N8RS
	Gas recovery box	K-N8SV
Compatible with Hydraulic Module Integrated	Detector R-32	K-N8RS-01

### Controls



KI-05



KI-07



KCT-04 SR



KCT-05  
SRPSWF



KCT-06  
SRPSWF



# Protocol compatibilities

## Kaysun VRF generations

Current Kaysun VRF units can have two different communication protocols: the S6 and the new S8.

### Outdoor Units

		Generation	
		S6	S8
Mini Amazon	Mini Hybrid Amazon	<input type="radio"/>	
	Mini S8		<input type="radio"/>
Frontal Discharge	Amazon Unitario FD S6	<input type="radio"/>	
	Amazon Unitario FD S8		<input type="radio"/>
	Amazon Modular FD		<input type="radio"/>
Vertical Discharge	Amazon Unitario		<input type="radio"/>
	Amazon VI		<input type="radio"/>
	Amazon IV HR	<input type="radio"/>	



Possibility to configure the S6 electronics by means of a switch on the electronic board of the outdoor unit.

### Indoor Units

	Generation	
	S6	S8
Ducts		<input type="radio"/>
Medium Pressure Ducts		<input type="radio"/>
High Pressure Ducts		<input type="radio"/>
Mini Amazon Hybrid Ducts	<input type="radio"/>	
Compact Cassette 600x600		<input type="radio"/>
Cassette 840x840		<input type="radio"/>
Mini Amazon Hybrid Cassettes	<input type="radio"/>	
1 Way Cassette		<input type="radio"/>
Floor Standing		<input type="radio"/>
Floor / Ceiling		<input type="radio"/>
Wall mounted		<input type="radio"/>
KAHU		<input type="radio"/>
High Temperature Hydraulic Module	<input type="radio"/>	
Hydraulic Module Integrated	<input type="radio"/>	
Kit DHW Hybrid	<input type="radio"/>	

## Compatibilities between units

Depending on the generation of the outdoor and indoor units of the system, the electrical connections will be different. Full S8 systems allow the use of the new Powercom technology.

		Outdoor Units		
		S8	S6	S4+
Indoor Units	S8 (DN5.0)	<input checked="" type="checkbox"/> Connection: HYPERLINK	<input checked="" type="checkbox"/> Connection: PQE	<input checked="" type="checkbox"/>
	S6 (DN4.0)	<input checked="" type="checkbox"/> Connection: PQE	<input checked="" type="checkbox"/> Connection: PQE	<input checked="" type="checkbox"/> Connection: PQE
	S6 + S8	<input checked="" type="checkbox"/> Connection: PQE	<input checked="" type="checkbox"/> Connection: PQE	<input checked="" type="checkbox"/>



# Compatible controls and accessories

✓ Included as standard

● Recommended

○ Optional

✗ Not supported









For more information see Controllers section.



**Ducts**  
Medium Pressure Ducts  
High Pressure Ducts  
Mini Amazon Hybrid Ducts

**Compact Cassette**  
600x600  
Cassette 840x840  
Mini Amazon Hybrid Cassettes

**1 Way Cassette**

Wireless controller				○ KI-05*	● KI-05	● KI-05
				○ KI-07*	○ KI-07	○ KI-07
Wired controller	Without WiFi			● KCT-04 SR	○ KCT-04 SR	○ KCT-04 SR
	With WiFi			○ KCT-05 SRPSWF ○ KCT-06 SRPSWF	○ KCT-05 SRPSWF ○ KCT-06 SRPSWF	○ KCT-05 SRPSWF ○ KCT-06 SRPSWF
BMS	Modbus		1 IDU	✗ K01 MODBUS 1	✗ K01 MODBUS 1	✗ K01 MODBUS 1
			4, 16 o 64 IDU	○ FRI-BMS	○ FRI-BMS	○ FRI-BMS
	Bacnet		1 IDU	✗ K05 BACNET 1	✗ K05 BACNET 1	✗ K05 BACNET 1
			4, 16 o 64 IDU	○ FRI-BMS	○ FRI-BMS	○ FRI-BMS
	KNX		1 IDU	✗ K01-KNX 1	✗ K8-BACNET	✗ K8-BACNET
			4, 16 o 64 IDU	○ FRI-BMS	○ FRI-BMS	○ FRI-BMS
Centralised control	Touch Centralised Control			○ KCCT-64 I (B-A) ○ KCCT-64 IPS (A) ○ KCCT-128C IPS ○ KCCT-384B IPS (B) ○ KCCT-384C IPS	○ KCCT-64 I (B-A) ○ KCCT-64 IPS (A) ○ KCCT-128C IPS ○ KCCT-384B IPS (B) ○ KCCT-384C IPS	○ KCCT-64 I (B-A) ○ KCCT-64 IPS (A) ○ KCCT-128C IPS ○ KCCT-384B IPS (B) ○ KCCT-384C IPS
	Web Centralised Control			○ KCC-64 WEB ○ KCC-64 CLOUD	○ KCC-64 WEB ○ KCC-64 CLOUD	○ KCC-64 WEB ○ KCC-64 CLOUD
R-32 Accessories	DN5.0 IDU			○ KEB-01 ○ K-N8RS ✗ K-N8RS-01 ○ K-N8SV	○ KEB-01 ○ K-N8RS ✗ K-N8RS-01 ○ K-N8SV	○ KEB-01 ○ K-N8RS ✗ K-N8RS-01 ○ K-N8SV
	Mini Amazon Hybrid IDU			✗	✗	✗

\*A wired controller is needed



**Floor Standing****Wall mounted****Floor/Ceiling****KAHU****High Temperature Hydraulic Module****Hydraulic Module Integrated**

<input type="radio"/> KI-05*	<input checked="" type="radio"/> KI-05	<input checked="" type="radio"/> KI-05	<input checked="" type="radio"/>	<input checked="" type="radio"/>	<input checked="" type="radio"/>
<input type="radio"/> KI-07*	<input type="radio"/> KI-07	<input type="radio"/> KI-07			
<input type="radio"/> KCT-04 SR	<input type="radio"/> KCT-04 SR	<input type="radio"/> KCT-04 SR	<input checked="" type="radio"/>	<input checked="" type="radio"/>	<input checked="" type="radio"/>
<input type="radio"/> KCT-05 SRPSWF	<input type="radio"/> KCT-05 SRPSWF	<input type="radio"/> KCT-05 SRPSWF	<input checked="" type="radio"/>	<input checked="" type="radio"/>	<input checked="" type="radio"/>
<input type="radio"/> KCT-06 SRPSWF	<input type="radio"/> KCT-06 SRPSWF	<input type="radio"/> KCT-06 SRPSWF			
<input checked="" type="radio"/> K01 MODBUS 1	<input checked="" type="radio"/> K01 MODBUS 1	<input checked="" type="radio"/> K01 MODBUS 1	<input checked="" type="radio"/>	<input type="radio"/> K01 MODBUS 1	<input checked="" type="radio"/>
<input type="radio"/> FRI-BMS	<input type="radio"/> FRI-BMS	<input type="radio"/> FRI-BMS	<input type="radio"/> FRI-BMS	<input checked="" type="radio"/> FRI-BMS	<input checked="" type="radio"/>
<input checked="" type="radio"/> K05 BACNET 1	<input checked="" type="radio"/> K05 BACNET 1	<input checked="" type="radio"/> K05 BACNET 1	<input checked="" type="radio"/>	<input type="radio"/> K05 BACNET 1	<input checked="" type="radio"/>
<input type="radio"/> FRI-BMS	<input type="radio"/> FRI-BMS	<input type="radio"/> FRI-BMS	<input type="radio"/> FRI-BMS	<input checked="" type="radio"/> FRI-BMS	<input checked="" type="radio"/>
<input checked="" type="radio"/> K01-KNX 1	<input checked="" type="radio"/> K01-KNX 1	<input checked="" type="radio"/> K01-KNX 1	<input checked="" type="radio"/>	<input type="radio"/> K01-KNX 1	<input checked="" type="radio"/>
<input type="radio"/> FRI-BMS	<input type="radio"/> FRI-BMS	<input type="radio"/> FRI-BMS	<input type="radio"/> FRI-BMS	<input checked="" type="radio"/> FRI-BMS	<input checked="" type="radio"/>
<input type="radio"/> KCCT-64 I (B-A)	<input type="radio"/> KCCT-64 I (B-A)	<input type="radio"/> KCCT-64 I (B-A)	<input type="radio"/> KCCT-64 I (B-A)	<input type="radio"/> KCCT-64 I (B-A)	
<input type="radio"/> KCCT-64 IPS (A)	<input type="radio"/> KCCT-64 IPS (A)	<input type="radio"/> KCCT-64 IPS (A)	<input type="radio"/> KCCT-64 IPS (A)	<input type="radio"/> KCCT-64 IPS (A)	
<input type="radio"/> KCCT-128C IPS	<input type="radio"/> KCCT-128C IPS	<input type="radio"/> KCCT-128C IPS	<input type="radio"/> KCCT-128C IPS	<input checked="" type="radio"/> KCCT-128C IPS	<input checked="" type="radio"/>
<input type="radio"/> KCCT-384B IPS (B)	<input type="radio"/> KCCT-384B IPS (B)	<input type="radio"/> KCCT-384B IPS (B)	<input type="radio"/> KCCT-384B IPS (B)	<input type="radio"/> KCCT-384B IPS (B)	
<input type="radio"/> KCCT-384C IPS	<input type="radio"/> KCCT-384C IPS	<input type="radio"/> KCCT-384C IPS	<input type="radio"/> KCCT-384C IPS	<input checked="" type="radio"/> KCCT-384C IPS	
<input type="radio"/> KCC-64 WEB	<input type="radio"/> KCC-64 WEB	<input type="radio"/> KCC-64 WEB	<input type="radio"/> KCC-64 WEB	<input checked="" type="radio"/>	<input checked="" type="radio"/>
<input type="radio"/> KCC-64 CLOUD	<input type="radio"/> KCC-64 CLOUD	<input type="radio"/> KCC-64 CLOUD	<input type="radio"/> KCC-64 CLOUD		
<input type="radio"/> KEB-01	<input type="radio"/> KEB-01	<input type="radio"/> KEB-01			<input checked="" type="radio"/> KEB-01
<input type="radio"/> K-N8RS	<input type="radio"/> K-N8RS	<input type="radio"/> K-N8RS	<input checked="" type="radio"/>	<input checked="" type="radio"/>	<input checked="" type="radio"/> K-N8RS
<input checked="" type="radio"/> K-N8RS-01	<input checked="" type="radio"/> K-N8RS-01	<input checked="" type="radio"/> K-N8RS-01			<input type="radio"/> K-N8RS-01
<input type="radio"/> K-N8SV	<input type="radio"/> K-N8SV	<input type="radio"/> K-N8SV			<input type="radio"/> K-N8SV
<input checked="" type="radio"/>	<input checked="" type="radio"/>	<input checked="" type="radio"/>	<input checked="" type="radio"/>	<input checked="" type="radio"/>	<input checked="" type="radio"/>



# References

## Key Installations

The **Amazon range** offers the most versatile range of capacities and combinable indoor and outdoor units. **Amazon** units have the highest technology for large facilities, always respecting the environment.



### The Lego Store Shopping Centre

*Location:* Dublin (Ireland)

*Units installed:* KMF-26 DN4

Amazon System serving 3

No. KCIBF-100 DN4.0 Cassette

Type Indoor Units



### Vector Park Warehouse

*Location:* Malý Šariš (Slovakia)

*Units installed:* VRF with 7  
cassettes

## Other customers that have trusted in Kaysun

### Hotels

- Ciudad de Alcañiz Hotel (Teruel)
- Eritaña Civil Guard Headquarters (Seville)
- Dolce Fregate Hotel (Provence)
- Ibis Hotel (Seville)

### Public buildings

- Óvalo Centro Social Services building (Zaragoza)
- Deputy Major's Office (Málaga)
- Reus Town Council (Tarragona)
- ADIF Railway Infrastructures Manager Offices (Asturias)
- Department of Agriculture (Badajoz)

### Schools and universities

- San Luis School (Minorca)
- Camino de Gelves Nursery School (Seville)

### Hospitals, health clinics and centres

- Adharaz School (Seville)
- Altasierra School (Seville)
- San Francisco de Paula School (Seville)
- Calasancio School (Córdoba)
- Pablo de Olavide University (Seville)
- Guijuelo Nursery School (Salamanca)

- University School of Technical Industrial Engineering (Barcelona)
- Santa Maria del Pilar School (Madrid)
- Sagrado Corazón Health Clinic (Seville)

### Residences

- Palacio de la calle Mayor Residence (Madrid)

### Leisure centres

- Sant Josep Sports Centre (Barcelona)
- Amezketa Library (Guipúzcoa)
- Requejada Sports Centre (Cantabria)

- School of Music (Jerez de la Frontera)
- Conferences and Exhibition Centre (Madrid)
- Pinto Library (Madrid)

### Business centres and offices

- Mercedes Authorised Dealer (Barcelona)
- Caritas charitable organisation (Barcelona)
- ThyssenKrupp Elevators (Barcelona)
- Aceites Abril S.L. (Ourense)
- Zara Home (Vitoria)
- Aki (Granollers)





### CET SUD Bucurest

#### Public building

*Location:* Bucurest (Romania)

*Units installed:* Amazon high capacity ducts and cassettes

*Capacity:* 554 kW



### Methode Electronics Malta Ltd

#### Manufacturing

*Location:* Mriehel (Malta)

*Units installed:* VRF

*Capacity:* 112 kW

### Mediderma

#### Building

*Location:* Klasov, Slovakia

*Units installed:* VRF with High Pressure Ducts and Cassettes



### Marisco na Praça

#### Restaurante Marina Cascais

*Location:* Cascais (Portugal)

*Initial situation:* New construction

*Units installed:* AMAZON VRF

*Capacity:* 20,0 kW








**Dalaljam Hospital**  
Hospital

*Location:* Dakar (Senegal)  
*Units installed:* AMAZON VRF

**School Gym**  
Gym

*Location:* Senica, Slovakia  
*Units installed:* VRF with Cassettes



**Service Hilti Space**  
Logistic Centre

*Location:* Bucharest (Romania)  
*Units installed:* VRF  
*Capacity:* 61 kW



**Monteco**  
Coworking space

*Location:* Budva (Montenegro)  
*Units installed:* VRF  
*Capacity:* 67 kW

**Vidigueira**  
Wine Cellar

*Location:* Vidigueira (Portugal)  
*Units installed:* K2F-615DN4S  
*Capacity:* 61.5kW



**Instituto Politécnico do Porto**  
Polytechnic College

*Location:* Porto (Portugal)  
*Units installed:* 2x K2F-450DN3  
*Capacity:* 90kW



**LaLuna**  
Woman center

*Location:* Bratislava (Slovakia)  
*Units installed:* VRF with Cassettes and

**AMD Decolletage**  
Automotive Components Factory

*Location:* Marnaz (France)  
*Units installed:* K2F-615DN4S  
*Capacity:* 61.5kW



**Dublin**  
Hotel

*Location:* Dublin (Ireland)  
*Units installed:* Amazon Unitario



**Hyundai – Central Motor**  
Dealership

*Location:* Lyon (France)



**Monty Company**

*Location:* Kotor (Montenegro)

*Units installed:* VRF

*Capacity:* 174 kW

**Mercure Hotels**  
Hotel

*Location:* Ibiza (Spain)

*Initial situation:* Renovation

*Units installed:* Minichillers

*Capacity:* 251 kW



**Palau de la Virreina**  
Public Building

*Location:* Barcelona (Spain)

*Initial situation:* Renovation

*Units installed:* Amazon VRF

*Capacity:* 45kW (2 uds)



**Cepsa Laboratories**  
Business Center

*Location:* Huelva (Spain)

*Units installed:* Amazon 2 pipes

*Capacity:* 30 kW

**Casa Amatller**  
Museum

*Location:* Barcelona (Spain)

*Capacity:* 2.8 kW



**Metropol Parasol “Las Setas”**  
Public Building

*Location:* Seville (Spain)

*Units installed:* Amazon 2 pipes

*Capacity:* 200 kW



**Cambrils Park Resort**  
Camping Resort

*Location:* Cambrils (Tarragona, Spain)

*Units installed:* Amazon 3 pipes

*Capacity:* 2000 kW

**Castillo de Arteaga**  
Hotel


*Location:* Arteaga (Vizcaya, Spain)

*Units installed:* Amazon 3 pipes

*Capacity:* 1000 kW









CHILLERS RANGE

Nexus

Minichillers Full DC Inverter R-32	226
Aquantia KHPs-MO PRO HP	228
Aquantia KHP-MO HT HP	230
Aquantia HT HP Large	232
Modular Full DC Inverter Chillers	234
Modular Full DC Inverter Heat Pump	236
Kem XL	238
References	240



# Nexus

## Chillers Range



The Kaysun range of chillers has been designed with the aim of adapting installations of any nature, as it includes a wide range of units in order to provide the best possible solution for each installation. From Minichiller to the huge versatility of modular chillers. Kaysun is the solution for climate control in spaces such as residences, hotels, offices, stores and many others. All units in this range use environmentally and ozone-friendly refrigerants.

### ⦿ **Modular Chillers: the perfect solution for any water air conditioning project**

Kaysun offers a range of highly versatile modular units starting with its basic models which can be combined with each other. They allow maximum flexibility in design and installation thanks to the possibility of adding or combining chillers, and for that reason these units can adapt to the needs of any customer or installation. The range allows the combination of up to four modules and achieves capacities of up to 560 kW with the Full DC equipment. In this way a large installation can be staggered, optimising and spreading the charge between various units.



### ⦿ **DC Inverter compressors**

The Kaysun Full DC Inverter chillers are equipped with latest-generation DC Inverter compressors. Their innovative design and numerous high-performance technological features achieve a reduction in consumption of some 25%.



### ⦿ **DC Inverter fans**

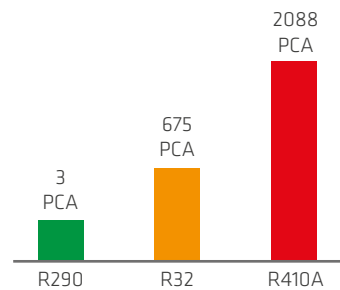
On the DC models, the speed of the energy-efficient fan adjusts in response to the system charge, which allows a reduction in energy consumption of around 30%.





### Minichillers: For small water installations

The Minichiller with rotary DC Inverter compressor from 5 to 16 kW have a SEER of up to 5.19 and a SCOP of up to 5.18. These units, with hydraulic kit incorporated, are a very efficient option for domestic installations and small water installations. With a compact design that facilitates access to components and simplifies installation and maintenance, it features an integrated control panel on its body.



### Wide range of controls

Kaysun provides its chillers with a control as standard and, depending on the range, with various options for controls and integration within BMS.

### R-290

To comply with the F-GAS EU 2024/573 standard, Kaysun uses the natural refrigerant R290 with a GWP of 3 and an A3 class.



### New KEM XL range

Kaysun expands its range of modular heat pumps with the new air-cooled, fully inverted R32 Max series. Available in 6 sizes from 190 to 400 kW. Its compact, robust design makes it ideal for new builds and/or replacements.



### Complete HP R290 range

The R290 heat pumps offer the widest range with R290 on the market, with capacities ranging from 4 to 70 kW per unit and modularly up to 560 kW in heat per system. They are the ideal solution for replacement or hybridization with traditional systems.



# Minichillers Full DC Inverter R-32



The Kaysun Minichiller units are ideal for domestic applications or small-scale commercial applications where hot and cold water is required. The units are silent, compact and equipped with Inverter motors in order to achieve significant energy savings and improved comfort. They have a hydraulic kit incorporated as standard.



## Characteristics

- Full inverter technology with high seasonal efficiency.
- Built-in hydraulic kit.
- R32 gas with low GWP.
- Possibility of connecting up to 6 units in cascade.
- Serial Modbus output.
- Connectivity via Wifi through App.



KCCHT-04  
Standard



SMART GRID  
READYR-32  
REFRIGERANTDC INVERTER  
COMPRESSOR

HYDRAULIC KIT



Wi-Fi



MODBUS



MODULAR

Basic modules

Model		KEM-05 DVR	KEM-07 DVR	KEM-09 DVR	KEM-12 DVR	KEM-14 DVR	KEM-16 DVR
Cooling capacity rated	kW	5.5	7.4	9	11.6	13.4	14
EER		3.25	3.15	2.90	3.10	2.93	2.90
SEER		5.09	5.19	5.08	5.07	5.09	5.11
Nsc		201	205	200	200	201	201
Heating capacity rated	kW	6.6	8.5	10.1	12.5	14.5	16.2
COP		4.00	3.80	3.65	3.70	3.55	3.45
SCOP average zone, Water 35°C - Energy class		5.12 - A+++	5.18 - A+++	5.12 - A+++	5.08 - A+++	4.88 - A+++	4.84 - A+++
Nsh		202	204	202	200	193	191
Compressor type		Rotary Inverter	Rotary Inverter	Rotary Inverter	Rotary Inverter	Rotary Inverter	Rotary Inverter
No. compressor		1	1	1	1	1	1
Type refrigerant		R-32	R-32	R-32	R-32	R-32	R-32
t CO <sub>2</sub> eq	tCO <sub>2</sub>	0.88	0.88	0.88	1.22	1.22	1.22
Refrigerant charge	kg	1.3	1.3	1.3	1.8	1.8	1.8
No. fans		1	1	1	1	1	1
Air flow	m <sup>3</sup> /h	3900	4500	4500	5200	5200	5200
Sound pressure	dB(A)	64	66	68	69	71	71
Width / Height / Depth	mm	1040 / 865 / 410	1040 / 865 / 410	1040 / 865 / 410	1040 / 865 / 410	1040 / 865 / 410	1040 / 865 / 410
Net weight	kg	87	87	87	106	120	106
Power supply	V/ph/Hz	220-240/1/50	220-240/1/50	220-240/1/50	220-240/1/50	220-240/1/50	220-240/1/50
Max. intensity	A	18	18	18	30	14	30
Water pipe connections	inch	1"	1"	1"	1 1/4"	1 1/4"	1 1/4"
Water flow rated	m <sup>3</sup> /h	0.9	1.3	1.5	2	2.2	2.4
Volume of expansion tank	l	5	5	5	5	5	5
Available pressure	kPa	90	90	90	90	90	90

Basic modules

Model		KEM-12 DTR	KEM-14 DTR	KEM-16 DTR
Cooling capacity rated	kW	11.6	13.4	14
EER		3.10	2.93	2.90
SEER		5.11	5.12	5.14
Nsc		201	202	203
Heating capacity rated	kW	12.5	14.5	16.2
COP		3.70	3.55	3.45
SCOP average zone, Water 35°C - Energy class		5.08 - A+++	4.88 - A+++	4.84 - A+++
Nsh		200	193	191
Compressor type		Rotary Inverter	Rotary Inverter	Rotary Inverter
No. compressor		1	1	1
Type refrigerant		R-32	R-32	R-32
t CO <sub>2</sub> eq	tCO <sub>2</sub>	1.22	1.22	1.22
Refrigerant charge	kg	1.8	1.8	1.8
No. fans		1	1	1
Air flow	m <sup>3</sup> /h	5200	5200	5200
Sound pressure	dB(A)	66	74	74
Width / Height / Depth	mm	1040 / 865 / 3310	1040 / 865 / 410	1040 / 865 / 410
Net weight	kg	0	120	120
Power supply	V/ph/Hz	380-415/3/50	380-415/3/50	380-415/3/50
Max. intensity	A	14	30	14
Water pipe connections	inch	1 1/4"	1 1/4"	1 1/4"
Water flow rated	m <sup>3</sup> /h	2	2.2	2.4
Volume of expansion tank	l	5	5	5
Available pressure	kPa	90	90	90

Accessories	Model
Buffer tank/hydraulic shut-off nozzle	AR
Expansion vessels - primary	HWB8LX
Expansion vessels - primary	HWB12LX
Expansion vessels - primary	HWB18LX

Check accessories in Aquantia's range

**The data in heating mode at -7°C are calculated working with water at +35°C.****Cooling capacity. Cooling input. EER:** Data calculated in compliance with EN 14511:2018 Standard, with reference to the following conditions: indoor heat exchanger water temperature = 12/7°C; outdoor heat exchanger inlet air temperature = 35°C.**Heating capacity. Heating input. COP:** Data calculated in compliance with EN 14511:2018 Standard, with reference to the following conditions: indoor heat exchanger water temperature = 40/45°C; outdoor heat exchanger inlet air temperature = 7°C DB/6°C WB.**SEER. SCOP:** Data calculated in compliance with EN 14825:2016 Standard. The product meets the ErP (Energy Related Products) European Directive, which include the (EU) Commission Delegated Regulation No. 811/2013 (rated thermal input ≤ 70 kW under specified reference conditions) and (EU) Commission Delegated Regulation No. 813/2013 (rated thermal input ≤ 400 kW under specified reference conditions).**Sound pressure:** Sound levels refer to the unit under full charge. The sound pressure level refers to the measurement taken at a distance of 1 m from the external surface of the unit, operating in the open air. The measurements are taken in accordance with UNI EN ISO 9614-2 standard, respecting the conditions imposed by EUROVENT 8/1 certification. Data under the following conditions: indoor heat exchanger water temperature = 12/7°C; outdoor air temperature = 35°C.



# Aquantia KHPS-MO PRO HP



KHPS-MO PRO HP is the most compact solution in the range, as it only comprises a single outdoor unit, a wired remote controller and a domestic hot water tank (optional). It is the most suitable solution for installations where there are more than 5-6 m between the outdoor unit and the domestic hot water tank. KHPS-MO PRO HP can be controlled via the Kaysun mobile app.

## Characteristics

- Full inverter technology with high seasonal efficiency.
- Built-in hydraulic kit.
- R32 gas with low GWP.
- Compact design.
- Possibility of connecting up to 6 units in cascade.
- Serial Modbus output.
- Connectivity via Wifi through App.



KCTAQ-02  
Standard





Basic modules

Model set		KHPS-MO 18 PRO HP	KHPS-MO 22 PRO HP	KHPS-MO 26 PRO HP	KHPS-MO 30 PRO HP
Cooling capacity rated	kW	17	21	26	29.5
EER		3.05	2.95	2.70	2.54
SEER		4.70	4.70	4.66	4.49
Nsc		185	185	183	177
Heating capacity rated	kW	18	22	26	30
COP		3.50	3.40	3.10	2.90
SCOP average zone, Water 35°C - Energy class		4.59 - A+++	4.53 - A+++	4.50 - A+++	4.19 - A++
Nsh		181	178	178	165
Compressor type		Rotary Inverter	Rotary Inverter	Rotary Inverter	Rotary Inverter
No. compressor		1	1	1	1
Type refrigerant		R-32	R-32	R-32	R-32
t CO <sub>2</sub> eq	tCO <sub>2</sub>	3.38	3.38	3.38	3.38
Refrigerant charge	kg	5	5	5	5
No. fans		2	2	2	2
Air flow	m <sup>3</sup> /h	10650	10650	11200	11200
Sound pressure	dB(A)	55	58	60	62
Width / Height / Depth	mm	1129 / 1558 / 440	1129 / 1558 / 440	1129 / 1558 / 440	1129 / 1558 / 440
Net weight	kg	177	177	177	177
Power supply	V/ph/Hz	380-415/3/50	380-415/3/50	380-415/3/50	380-415/3/50
Max. intensity	A	18	21	24	28
Water pipe connections	inch	1 1/4"	1 1/4"	1 1/4"	1 1/4"
Water flow rated	m <sup>3</sup> /h	2.9	3.6	3.8	4
Volume of expansion tank	l	8	8	8	8
Available pressure	kPa	102	94.6	78.8	59.4

Accessories	Model
Buffer tank/hydraulic shut-off nozzle	AR
Expansion vessels - primary	HWB8LX
Expansion vessels - primary	HWB12LX
Expansion vessels - primary	HWB18LX

Check accessories in Aquantia's range

**The data in heating mode at -7°C are calculated working with water at +35°C.**

**Cooling capacity. Cooling input. EER:** Data calculated in compliance with EN 14511:2018 Standard, with reference to the following conditions: indoor heat exchanger water temperature = 12/7°C; outdoor heat exchanger inlet air temperature = 35°C.

**Heating capacity. Heating input. COP:** Data calculated in compliance with EN 14511:2018 Standard, with reference to the following conditions: indoor heat exchanger water temperature = 40/45°C; outdoor heat exchanger inlet air temperature = 7°C DB/6°C WB.

**SEER. SCOP:** Data calculated in compliance with EN 14825:2016 Standard. The product meets the ErP (Energy Related Products) European Directive, which include the (EU) Commission Delegated Regulation No. 811/2013 (rated thermal input ≤ 70 kW under specified reference conditions) and (EU) Commission Delegated Regulation No. 813/2013 (rated thermal input ≤ 400 kW under specified reference conditions).

**Sound pressure:** Sound levels refer to the unit under full charge. The sound pressure level refers to the measurement taken at a distance of 1 m from the external surface of the unit, operating in the open air. The measurements are taken in accordance with UNI EN ISO 9614-2 standard, respecting the conditions imposed by EUROVENT 8/1 certification. Data under the following conditions: indoor heat exchanger water temperature = 12/7°C; outdoor air temperature = 35°C.

**NOTE:** Combination units.



# Aquantia KHP-MO HT HP

NEW



The monobloc heat pump with R290 refrigerant for residential applications. The R290 refrigerant combines high performance with total respect for the environment. The range is available in 4 sizes from 26 to 40kW.

## Characteristics

- Natural and environmentally friendly refrigerant R290 - GWP = 3.
- Full inverter technology with scroll compressors.
- High full load and seasonal efficiency with compact dimensions.
- Hot water up to 85°C and wide operating range.
- Built-in hydraulic kit.
- High-temperature solution with modular approach.



KCTAQ-03  
Standard





Basic modules

Model		KHP-MO 26 DTP	KHP-MO 30 DTP	KHP-MO 35 DTP	KHP-MO 40 DTP
Cooling capacity rated	kW	26	30	32	32
EER		3.10	2.80	2.67	2.67
SEER		5.21	4.99	4.82	4.82
Nsc		205.3	196.8	190.0	190
Heating capacity rated	kW	26	30	35	39
COP		3.81	3.63	3.48	3.28
SCOP average zone, Water 35°C - Energy class		4.95 - A+++	4.92 - A+++	4.48 - A+++	4.25 - A++
Nsh		194.9	193.8	176.3	176
Compressor type		Scroll Inverter	Scroll Inverter	Scroll Inverter	Scroll Inverter
No. compressor		1	1	1	1
Type refrigerant		R-290	R-290	R-290	R-290
t CO <sub>2</sub> eq	tCO <sub>2</sub>	0.01	0.01	0.01	0.01
Refrigerant charge	kg	2.9	2.9	2.9	2.9
No. fans		2	2	2	2
Air flow	m <sup>3</sup> /h	11000	11000	11000	11000
Sound power	dB(A)	75	76	76	76
Width / Height / Depth	mm	1384 / 1816 / 523	1384 / 1816 / 523	1384 / 1816 / 523	1384 / 1816 / 523
Net weight	kg	260	260	260	260
Power supply	V/ph/Hz	380-415/3/50	380-415/3/50	380-415/3/50	380-415/3/50
Max. intensity	A	35	35	35	35
Water pipe connections	inch	1 1/4"	1 1/4"	1 1/4"	1 1/4"
Water flow rated	m <sup>3</sup> /h	4.47	5.16	5.50	5.50
Volume of expansion tank	l	5	5	5	5
Available pressure	kPa	120	120	120	120

Accessories	Model
Buffer tank/hydraulic shut-off nozzle	AR

**Cooling capacity. Cooling input. EER:** Data calculated in compliance with EN 14511:2022 Standard, with reference to the following conditions: indoor heat exchanger water temperature = 12/7°C; outdoor heat exchanger inlet air temperature = 35°C.

**Heating capacity. Heating input. COP:** Data calculated in compliance with EN 14511:2022 Standard, with reference to the following conditions: indoor heat exchanger water temperature = 40/45°C; outdoor heat exchanger inlet air temperature = 7°C DB/6°C WB.

**SEER. SCOP:** Data calculated in compliance with EN 14825:2018 Standard. The product meets the ErP (Energy Related Products) European Directive, which include the (EU) Commission Delegated Regulation No. 811/2013 (rated thermal input ≤ 70 kW under specified reference conditions) and (EU) Commission Delegated Regulation No. 813/2013 (rated thermal input ≤ 400 kW under specified reference conditions).

**Sound pressure:** Sound levels refer to the unit under full charge. The sound pressure level refers to the measurement taken at a distance of 1 m from the external surface of the unit, operating in the open air. The measurements are taken in accordance with UNI EN ISO 9614-2 standard, respecting the conditions imposed by EUROVENT 8/1 certification. Data under the following conditions: indoor heat exchanger water temperature = 12/7°C; outdoor air temperature. = 35°C.

#### PRELIMINARY DATA



# Aquantia HT HP Large

NEW



Kaysun expands the Aquantia HT range with 3 new sizes ranging from 50 to 70 kW. Full inverter air-cooled monobloc heat pumps with R290 natural refrigerant gas. Designed to ensure operation at low outdoor temperatures, high efficiencies and with flow temperatures up to 85°C. Ideal for replacement or hybridization with boilers.

## Characteristics

- Full inverter technology with scroll compressors.
- Natural and environmentally friendly refrigerant R290 - GWP = 3.
- Hot water up to 85°C and wide operating range.
- High full load and seasonal efficiency with compact dimensions.
- Intelligent defrosting.
- Condensate tray with heater.



KCCHT-06 MODBUS  
Standard





Basic modules

Model		KEM-50 DPS6	KEM-60 DPS6	KEM-70 DPS6
Cooling capacity rated	kW	50	60	65
EER		3.30	3.00	2.80
SEER		4.85	4.80	4.70
Nsc		191	189	185
Heating capacity rated	kW	50	60	70
COP		3.80	3.52	3.35
SCOP average zone, Water 35°C - Energy class		4.70 - A+++	4.60 - A+++	4.50 - A+++
Nsh		185	181	177
Compressor type		Scroll inverter	Scroll inverter	Scroll inverter
No. compressor		2	2	2
Type refrigerant		R-290	R-290	R-290
t CO <sub>2</sub> eq	tCO <sub>2</sub>	0.02	0.02	0.02
Refrigerant charge	kg	2.8*2	2.8*2	2.8*2
No. fans		2	2	2
Air flow	m <sup>3</sup> /h	28670	28670	28670
Sound pressure	dB(A)	80	84.4	86.7
Sound power	dB(A)	80.1	82.7	84.8
Width / Height / Depth	mm	960 / 2000 / 1880	960 / 2000 / 1880	960 / 2000 / 1880
Net weight	kg	560	560	560
Power supply	V/ph/Hz	380-415/3/50	380-415/3/50	380-415/3/50
Max. intensity	A	80	80	80
Water pipe connections	inch	2"	2"	2"
Water flow rated	m <sup>3</sup> /h	8.6	10.3	12.0

Accessories	Model
3-way valve for DHW - 2"	3ACS
Hydraulic flanges kit for 50-90 kW	Kit victaulic 2"

**Cooling capacity. Cooling input. EER:** Data calculated in compliance with EN 14511:2022 Standard, with reference to the following conditions: indoor heat exchanger water temperature = 12/7°C; outdoor heat exchanger inlet air temperature = 35°C.

**Heating capacity. Heating input. COP:** Data calculated in compliance with EN 14511:2022 Standard, with reference to the following conditions: indoor heat exchanger water temperature = 40/45°C; outdoor heat exchanger inlet air temperature = 7°C DB/6°C WB.


**SEER. SCOP:** Data calculated in compliance with EN 14825:2018 Standard. The product meets the ErP (Energy Related Products) European Directive, which include the (EU) Commission Delegated Regulation No. 811/2013 (rated thermal input ≤ 70 kW under specified reference conditions) and (EU) Commission Delegated Regulation No. 813/2013 (rated thermal input ≤ 400 kW under specified reference conditions).

**Sound pressure:** Sound levels refer to the unit under full charge. The sound pressure level refers to the measurement taken at a distance of 1 m from the external surface of the unit, operating in the open air. The measurements are taken in accordance with UNI EN ISO 9614-2 standard, respecting the conditions imposed by EUROVENT 8/1 certification. Data under the following conditions: indoor heat exchanger water temperature = 12/7°C; outdoor air temperature. = 35°C.

**PRELIMINARY DATA.**



# Modular Full DC Inverter Chillers



The second part of the Kaysun Full DC Inverter chiller range is available in modules of 90 kW. With brushless Full DC Inverter compressors that provide a high degree of stability and great energy efficiency. The units are very compact and are designed to speed up maintenance. Up to 4 modules can be combined, with a combined capacity of 360 kW.

## Characteristics

- Full inverter technology with scroll compressors.
- Refrigerant R32 - GWP = 675
- High seasonal efficiency.
- Modular operation management, up to 16 units in cascade.
- Compact design.
- Option with hydraulic kit - on/off pump.



KCCHT-06 MODBUS  
Standard





Basic modules

Model		KEM-90 DR55
Cooling capacity rated	kW	82
EER		2.95
SEER		4.58
Nsc		177
Heating capacity rated	kW	90
Heating input rated at -7°C	kW	70.2
COP		3.20
COP at -7°C		2.68
SCOP average zone, Water 35°C - Energy class		3.97 - A++
Nsh		156
Compressor type		Scroll Inverter
No. compressor		2
Type refrigerant		R-32
t CO <sub>2</sub> eq	tCO <sub>2</sub>	10.80
Refrigerant charge	kg	11.5 / 4.5
No. fans		2
Air flow	m <sup>3</sup> /h	35000
Sound pressure	dB(A)	65
Width / Height / Depth	mm	1135 / 2315 / 2220
Net weight	kg	635
Power supply	V/ph/Hz	380-415/3/50
Max. intensity	A	60
Water pipe connections	inch	2"
Water flow rated	m <sup>3</sup> /h	15

Basic modules with hydraulic kit

Model		KEM-90 DR55 KH*
Volume of expansion tank	l	12
Available pressure	kPa	150

Accessories	Model
3-way valve ON/OFF for DHW	3ACS
Hydraulic flanges kit for 50-90 kW	Kit victaulic 2"

**The data in heating mode at -7°C are calculated working with water at +35°C.**

**Cooling capacity. Cooling input. EER:** Data calculated in compliance with EN 14511:2018 Standard, with reference to the following conditions: indoor heat exchanger water temperature = 12/7°C; outdoor heat exchanger inlet air temperature = 35°C.

**Heating capacity. Heating input. COP:** Data calculated in compliance with EN 14511:2018 Standard, with reference to the following conditions: indoor heat exchanger water temperature = 40/45°C; outdoor heat exchanger inlet air temperature = 7°C DB/6°C WB.

**SEER. SCOP:** Data calculated in compliance with EN 14825:2016 Standard. The product meets the ErP (Energy Related Products) European Directive, which include the (EU) Commission Delegated Regulation No. 811/2013 (rated thermal input ≤ 70 kW under specified reference conditions) and (EU) Commission Delegated Regulation No. 813/2013 (rated thermal input ≤ 400 kW under specified reference conditions).


**Sound pressure:** Sound levels refer to the unit under full charge. The sound pressure level refers to the measurement taken at a distance of 1 m from the external surface of the unit, operating in the open air. The measurements are taken in accordance with UNI EN ISO 9614-2 standard, respecting the conditions imposed by EUROVENT 8/1 certification. Data under the following conditions: indoor heat exchanger water temperature = 12/7°C; outdoor air temperature. = 35°C.

**Supplementary charge:** For units with R-32 gas and a charge > 11.5 kg per circuit, the remaining charge must be applied on site.



# Modular Full DC Inverter Heat Pump

NEW



Compact reversible air-to-water heat pumps for space heating and cooling and domestic hot water production. Ideal for new buildings or replacement of existing heating systems, also in combination with an existing heat source.

## Characteristics

- Full inverter technology with scroll compressors.
- Refrigerant R32 - GWP = 675.
- Hot water up to 65°C and wide operating range.
- High full load and seasonal efficiency with compact dimensions.
- Modular operation management, up to 16 units in cascade.
- Option with hydraulic kit - inverter pump.



KCCHT-06 MODBUS  
Standard





Basic modules

Model		KEM-HT-50 DRSS	KEM-HT-65 DRSS	KEM-HT-75 DRSS	KEM-HT-110 DRSS	KEM-HT-140 DRSS
Cooling capacity rated	kW	50	57	70	100	130
Cooling input rated	kW	15.2	19.0	26.8	32.8	50.0
EER		3.31	3.00	2.61	3.05	2.60
SEER		5.00	5.00	5.00	4.80	4.80
Nsc		197	197	197	189	189
Heating capacity rated	kW	50	65	75	110	140
Heating input rated	kW	13.2	18.3	22.1	29.9	44.7
COP		3.60	3.55	3.40	3.68	3.13
SCOP average zone, Water 35°C - Energy class		4.50 - A+++	4.50 - A+++	4.50 - A+++	4.25 - A++	4.25 - A++
Nsh		177	177	177	167	167
Compressor type		EVI Scroll Inverter	EVI Scroll Inverter	EVI Scroll Inverter	EVI Scroll Inverter	EVI Scroll Inverter
No. compressor		1	1	1	2	2
Type refrigerant		R-32	R-32	R-32	R-32	R-32
t CO <sub>2</sub> eq	tCO <sub>2</sub>	6.08	6.08	6.08	10.46	10.46
Refrigerant charge	kg	9	9	9	11.5 / 4.0	11.5 / 4.0
No. fans		2	2	2	2	2
Air flow	m <sup>3</sup> /h	22000	22000	28500	32500	50000
Sound pressure	dB(A)	64	64	69	64	73
Width / Height / Depth	mm	960 / 1770 / 2000	960 / 1770 / 2000	960 / 1770 / 2000	1135 / 2300 / 2220	1135 / 2300 / 2220
Net weight	kg	440	440	440	670	670
Power supply	V/ph/Hz	380-415/3/50	380-415/3/50	380-415/3/50	380-415/3/50	380-415/3/50
Max. intensity	A	46	46	46	90	90
Water pipe connections	inch	2"	2"	2"	2 1/2"	2 1/2"
Water flow rated	m <sup>3</sup> /h	8.6	9.8	12.0	17.2	22.36

Basic modules with hydraulic kit

Model		KEM-HT-50 DRSS KH	KEM-HT-65 DRSS KH	KEM-HT-75 DRSS KH	KEM-HT-110 DRSS KH	KEM-HT-140 DRSS KH
Volume of expansion tank	l	12	12	12	22	22
Available pressure	kPa	250	230	170	180	110

Accessories	Model
Hydraulic flanges kit for 50-90 kW Full DC Chillers	Kit victaulic 2"
Hydraulic flanges kit for 110-140 kW	Kit victaulic 2 1/2"

**Cooling capacity. Cooling input. EER:** Data calculated in compliance with EN 14511:2018 Standard, with reference to the following conditions: indoor heat exchanger water temperature = 12/7°C; outdoor heat exchanger inlet air temperature = 35°C.

**Heating capacity. Heating input. COP:** Data calculated in compliance with EN 14511:2018 Standard, with reference to the following conditions: indoor heat exchanger water temperature = 40/45°C; outdoor heat exchanger inlet air temperature = 7°C DB/6°C WB.

**SEER. SCOP:** Data calculated in compliance with EN 14825:2016 Standard. The product meets the ErP (Energy Related Products) European Directive, which include the (EU) Commission Delegated Regulation No. 811/2013 (rated thermal input ≤ 70 kW under specified reference conditions) and (EU) Commission Delegated Regulation No. 813/2013 (rated thermal input ≤ 400 kW under specified reference conditions).


**Sound pressure:** Sound levels refer to the unit under full charge. The sound pressure level refers to the measurement taken at a distance of 1 m from the external surface of the unit, operating in the open air. The measurements are taken in accordance with UNI EN ISO 9614-2 standard, respecting the conditions imposed by EUROVENT 8/1 certification. Data under the following conditions: indoor heat exchanger water temperature = 12/7°C; outdoor air temperature = 35°C.

**Supplementary charge:** For units with R-32 gas and a charge > 11.5 kg per circuit, the remaining charge must be applied on site.



# Kem XL

NEW



The new KEM XL range of fully inverter heat pumps with R32 refrigerant gas offers a unique solution on the market for power ratings between 200 and 400 kW. Available in six sizes and two very compact and robust cabinet types.



## Characteristics

- Full inverter technology with scroll or rotary compressors.
- Refrigerant R32 - GWP = 675
- High seasonal efficiency with extremely compact dimensions
- Modular operation management.
- Hot water up to 54°C, chilled water down to 0°C, operation at -10°C
- Serial Modbus output.
- Optional Intelligent Chiller App.



KCCHT-06 MODBUS  
Standard





Basic modules

Model		KEM-190 DRS6	KEM-220 DRS6	KEM-265 DRS6	KEM-350 DRS6	KEM-375 DRS6	KEM-400 DRS6
Cooling capacity rated	kW	193.3	231.5	265.5	350.0	375.0	398.2
Absorbed power cold		66.4	83.1	101.7	128.2	142.6	152.5
EER		2.91	2.78	2.61	2.73	2.63	2.61
SEER		4.61	4.56	4.51	4.61	4.56	4.51
Nsc		181	179	177	181	179	177
Heating capacity rated	kW	223.7	263.8	301.0	400.0	428.0	451.5
COP		3.60	3.39	3.20	3.37	3.27	3.20
SCOP average zone, Water 35°C - Energy class		4.33	4.29	4.25	4.33	4.29	4.25
Nsh		170	168	166	170	168	166
Compressor type		Scroll inverter	Scroll inverter	Scroll inverter	Scroll inverter	Scroll inverter	Scroll inverter
No. compressor		4	4	4	6	6	6
Type refrigerant		R-32	R-32	R-32	R-32	R-32	R-32
t CO <sub>2</sub> eq	tCO <sub>2</sub>	31.05	31.05	31.05	46.58	46.58	46.58
Refrigerant charge	kg	23*2	23*2	23*2	23*3	23*3	23*3
No. fans		4	4	4	6	6	6
Sound power	dB(A)	92	93	94	93	94	95
Width / Height / Depth	mm	2280 / 2500 / 3520	2280 / 2500 / 3520	2280 / 2500 / 3520	2280 / 2500 / 4650	2280 / 2500 / 4650	2280 / 2500 / 4650
Net weight	kg	1880	1880	1880	2780	2780	2780
Power supply	V/ph/Hz	415/3/50	415/3/50	415/3/50	415/3/50	415/3/50	415/3/50
Max. intensity	A	212	212	212	318	318	318
Water pipe connections	inch	4"	4"	4"	4"	4"	4"
Water flow rated	m <sup>3</sup> /h	33.3	39.8	45.7	60.2	64.5	68.5

**Cooling capacity. Cooling input. EER:** Data calculated in compliance with EN 14511:2022 Standard, with reference to the following conditions: indoor heat exchanger water temperature = 12/7°C; outdoor heat exchanger inlet air temperature = 35°C.

**Heating capacity. Heating input. COP:** Data calculated in compliance with EN 14511:2022 Standard, with reference to the following conditions: indoor heat exchanger water temperature = 40/45°C; outdoor heat exchanger inlet air temperature = 7°C DB/6°C WB.

**SEER. SCOP:** Data calculated in compliance with EN 14825:2018 Standard. The product meets the ErP (Energy Related Products) European Directive, which include the (EU) Commission Delegated Regulation No. 811/2013 (rated thermal input ≤ 70 kW under specified reference conditions) and (EU) Commission Delegated Regulation No. 813/2013 (rated thermal input ≤ 400 kW under specified reference conditions).

**Sound pressure:** Sound levels refer to the unit under full charge. The sound pressure level refers to the measurement taken at a distance of 1 m from the external surface of the unit, operating in the open air. The measurements are taken in accordance with UNI EN ISO 9614-2 standard, respecting the conditions imposed by EUROVENT 8/1 certification. Data under the following conditions: indoor heat exchanger water temperature = 12/7°C; outdoor air temperature. = 35°C.

**PRELIMINARY DATA.**



# References

## Key Installations

The **Nexus range** represents Kaysun's commitment to environment. Thanks to its wide range of dimensions and capacities, **Nexus** chillers adapt to every type of space. Hotels, offices and business centres choose this range as their ally in the air-conditioning of their installations.

### Sports Complex Leisure Centre

*Location:* Andorra  
*Initial situation:* New construction  
*Units installed:* Kem Modular Digital Scroll  
*Capacity:* 600 kW



## Other customers that have trusted Kaysun Nexus

### Hotels

- Al-Mirab Hotel (Córdoba)
- Calabera Hotel (Huelva)
- Marina Luz Hotel (Palma de Mallorca)
- Ambos Mundos Hotel (Palma de Mallorca)
- Mac Hotels (Palma de Mallorca)
- Paraiso Hotel (Málaga)
- Gran Palladium Resort (Ibiza)
- Ruta Jacobea Hotel (Santiago Compostela)
- Alcotan Hotel (San Pedro de Alcántara)
- Orly Hotel (Camponaraya, León)

### Public buildings

- Baza City Council (Granada)
- Caracoles Building - Chamartin

### Railway Station (Madrid)

- 091 Emergencies Headquarters (Málaga)
- Madrid Underground Headquarters (Madrid)
- Barakaldo City Council (Bizkaia)
- T2 Terminal AENA Airport (Barcelona)

### Schools and universities

- San Luis School (Menorca)
- Camino de Gelves Nursery School (Seville)
- María de la Salud State School (Majorca)

### Hospitals, health clinics and centres

- San Juan de Dios Clinic (Málaga)
- Santa Elena Clinic (Málaga)

- Old People's Home (Fuente de Piedra)
- Rincón Clinic (Béjar)
- Old People's Home (Ronda)

### Residences

- Alpe Buildings (Tarragona)

### Leisure centres

- Xesc Forteza Theater (Palma de Mallorca)
- School of Music (Cádiz)
- The Royal Calvary (Seville)
- Ribadeo Auditorium (Lugo)
- GAS Natural Headquarters (Rubí)

### Business centres and offices

- Aerospace Engineering Group (Seville)

- Banca March (Palma de Mallorca)
- Health Department Headquarters of the Andalusia Autonomous Government (Cádiz)
- Hilaturas Ferre (Alicante)
- Leti Laboratories (Barcelona)
- Casa del Libro Book Stores (Barcelona)
- Prenatal (Almería)
- Zara HOME (Valencia)
- Stradivarius (Gerona, A Coruña)
- Imegasa Paper and Pulp Mill (Mugardos, A Coruña)
- Pharmaceutical Cooperative (Santiago Compostela)
- Wine Cooperative (Cacabelos, León)





**Escola Sever do Vouga**  
School

*Location:* Aveiro (Portugal)

*Initial situation:* New construction

*Units installed:* Nexus

*Capacity:* 60 kW



**Estado Português - Palácio das Necessidades**  
Public building

*Location:* Lisbon (Portugal)

*Initial situation:* Rehabilitation

*Units installed:* Nexus

*Capacity:* 30 kW





**Cordex**  
Textile Company

*Location:* Esmoriz (Portugal)  
*Initial situation:* New construction  
*Units installed:* KEM200HN3 + KEM130HN3  
*Capacity:* 315 kW

**Virgin Media TV**  
TV Studios and Offices

*Location:* Dublin (Ireland)  
*Units installed:* Multiple Commercial KCIS and KCI Cassette type Split AC units.



**Gadis Supermarket**  
Commercial Building

*Location:* Oleiros - Coruña (Spain)  
*Initial situation:* New construction  
*Units installed:* Nexus  
*Capacity:* 195 kW



**Bière Artisanale Sarlat**  
Brewery

*Location:* Vezac y Sarlat la Caneda (France)  
*Initial situation:* Renovation  
*Units installed:* Digital Scroll  
*Capacity:* 95 kW



**Esade**  
University

*Location:* Barcelona (Spain)  
*Initial situation:* Renovation  
*Units installed:* Kem Modular Digital Scroll  
*Capacity:* 195 kW

**Alicante Revestech**  
Commercial Building

*Location:* Alicante (Spain)  
*Initial situation:* Renovation  
*Units installed:* Nexus  
*Capacity:* 65 kW







**Andalusia Princess**  
Hotel

*Location:* Málaga (Spain)  
*Initial situation:* New construction  
*Units installed:* Kem Modular Digital Scroll  
*Capacity:* 700 kW


**Volkswagen**  
Business Centre

*Location:* Barcelona (Spain)  
*Initial situation:* Replacement  
*Units installed:* Nexus  
*Capacity:* 200 kW



**Zara**  
Commercial Building

*Location:* Girona (Spain)  
*Initial situation:* New construction  
*Units installed:* Kem Modular Digital Scroll  
*Capacity:* 195 kW




**Matutes - Fiesta Hotels**  
Hotel

*Location:* Ibiza (Spain)  
*Initial situation:* Renovation  
*Units installed:* Nexus  
*Capacity:* 200 kW

**Grand Palladium**  
Hotel

*Location:* Ibiza (Spain)  
*Initial situation:* Renovation  
*Units installed:* Minichillers  
*Capacity:* 251 kW



**Museum Of Enthnography**  
Cultural Centre

*Location:* Zamora (Spain)  
*Initial situation:* New construction  
*Units installed:* Nexus  
*Capacity:* 95 kW



**School of Music**  
Public Building

*Location:* Mallorca (Spain)  
*Initial situation:* New construction  
*Units installed:* Kem Modular Digital Scroll  
*Capacity:* 200 kW



**Fosters Hollywood**  
Restaurant

*Location:* Gijón (Spain)  
*Initial situation:* New construction  
*Units installed:* Nexus, Zen  
*Capacity:* 90 kW







WATER TERMINAL UNITS  
PRODUCT RANGE

# Fancoils

Floor/Ceiling 2nd Generation	248
Wall-mounted	250
Cassettes 600x600	252
Cassettes 840x840	254
Ducts 2 pipes D3	256
Ducts 4 pipes	258
Ducts Medium Pressure	260
Ducts High Pressure	262
Fancoils Controllers	264
References	266

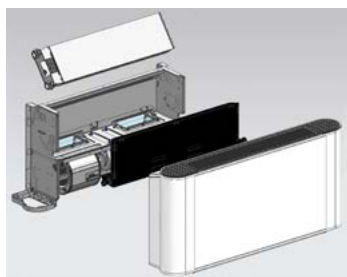


# Fancoils

## Water Terminals Units Product Range



Kaysun presents its new range of fancoils; water terminal units incorporating DC fans throughout practically the entire range. These units are the perfect complement to the Kaysun chiller range.



### ⦿ The comfort of water

The fancoil units provide an air conditioning system comprising a water coil and a fan. These types of units are ideal for commercial premises and large areas, as they only need a piping system to supply the fancoil with cold or hot water. Kaysun incorporates the latest technologies within the water terminal units for commercial buildings and large residential installations.



### ⦿ Cutting-edge design accompanied by maximum performance

All the units stand out for their elegant, compact, functional design, as Kaysun has not hesitated in providing their fancoils with a carefully-chosen cutting edge aesthetics.



### ⦿ All options within your reach

In order to adapt to all your installation requirements regarding function and aesthetics, the range includes ducts, floor/ceiling, cassette 600x600, cassette 840x840 and wall units. Kaysun has the perfect solution for any need.





### ⦿ Energy efficiency

Applying the same philosophy, Kaysun has not only paid attention to aesthetics, but also to consumption. These fancoils feature energy-efficient, ecological technologies, through which they reduce the energy consumption of an installation, providing the user with economic savings



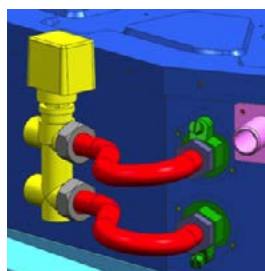
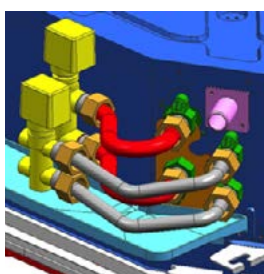
### ⦿ Impeccable regarding installation and maintenance

The entire range has been provided with impressive features to facilitate installation, reduce maintenance time and tasks, and maximise comfort for the user.



### ⦿ Silent equipment

The Kaysun fancoils not only provide comfort with their flow adjustment functions based on the thermal load for a minimum temperature fluctuation, but are also silent units that respect the harmony of the living environment.



### ⦿ Units available with 2 and 4 pipes

The Cassette 600x600 unit, Cassette 840x840 unit and ducts are available in 2 and 4-pipe configurations.

The four-pipe configurations allow units to be operating independently and simultaneously in cold and heat mode within the same installation.

Four-pipe coils are fitted with two rows to work in cold mode, and with one row to work in heat mode.

Ducts and cassette units include an extended condensation tray as standard.

Duct, cassette and wall type fancoil units have an optional L-shaped pipework kit for easy installation.



### ⦿ Huge variety and type of control

The Kaysun fancoils feature a wide range of controls, whether individual wireless, individual wired, centralised or gateway for integration within building management systems. Regarding aesthetics and function, the Kaysun range goes from the classic conventional thermostat, with sensor, temperature selection wheel and two switches (heat/off/cold and 3 speeds) to more advanced touch controls.

All the Kaysun fancoils are compatible with these controls as standard, except the duct and floor/ceiling fancoils, which have the basic controls and interface controls (with 2 or 4-tube versions) in order to be managed via more advanced controls.



# Floor/Ceiling 2nd Generation



These new second-generation units are specially designed to save space. Due to its reduced depth it allows flexible installation in wall-mounted to floor standing applications, whether totally or partially recessed, adapting perfectly to the aesthetics of the environment. The connections on the standard model are located to the left of the discharge.

## Characteristics

- DC fans. Maximum comfort and reduced consumption.
- Horizontal or vertical installation. The same unit can be installed as floor or ceiling equipment, according to the needs of the space to be air conditioned.
- Uncased or concealed installation. The fancoil comes in uncased or concealed versions, providing the optimum solution for any setting.
- Wide range of controllers. There is a wide range of easy, intuitive individual and centralised controllers, integrated control solutions, integration within BMS and latest-generation wireless models.



Cased



Uncased



KC-FC-S2  
**Recommended thermostat**





## 2 pipes cased

Model		KFC-S2E-2T-250D	KFC-S2E-2T-350D	KFC-S2E-2T-500D	KFC-S2E-2T-800D
Cooling capacity min. / max.	kW	1.19 / 2.35	2.20 / 3.5	2.71 / 4.3	4.57 / 7.35
Sensitive cooling capacity min. / max.	kW	0.86 / 1.79	1.57 / 2.65	1.91 / 3.25	3.45 / 5.87
Heating capacity min. / max.	kW	1.34 / 2.6	2.19 / 3.5	2.6 / 4.3	4.71 / 8.05
Power input min. / max.	W	7 / 17	10 / 26	14 / 50	22 / 113
Air flow	m <sup>3</sup> /h	190 / 315 / 400	340 / 470 / 595	410 / 580 / 790	685 / 1015 / 1360
Sound pressure	dB(A)	29 / 37 / 43	37 / 45 / 52	43 / 52 / 59	49 / 58 / 64
Width / Height / Depth	mm	1020 / 495 / 200	1240 / 495 / 200	1240 / 495 / 200	1360 / 495 / 200
Net weight	kg	21.5	25.5	25.5	32.5
Power supply	V/ph/Hz	220/1/50	220/1/50	220/1/50	220/1/50
Max. intensity	A	0.20	0.26	0.49	0.95
Water flow cooling min. / max.	m <sup>3</sup> /h	0.21 / 0.4	0.38 / 0.6	0.47 / 0.74	0.79 / 1.27
Evaporator pressure drop; Cooling min. / max.	kPa	4.5 / 13.3	15.4 / 34.1	22.8 / 54.2	19.3 / 44.1
Evaporator pressure drop; Heating min. / max.	kPa	4.5 / 14.3	14.8 / 35.1	22.3 / 54.3	18.2 / 46.9
Water pipes connection cooling/heating	inch	3/4"	3/4"	3/4"	3/4"

## 2 pipes uncased

Model		KFC-S2-2T-250D	KFC-S2-2T-350D	KFC-S2-2T-500D	KFC-S2-2T-800D
Cooling capacity min. / max.	kW	1.19 / 2.35	2.20 / 3.5	2.71 / 4.3	4.57 / 7.35
Sensitive cooling capacity min. / max.	kW	0.86 / 1.79	1.57 / 2.65	1.91 / 3.25	3.45 / 5.87
Heating capacity min. / max.	kW	1.34 / 2.6	2.19 / 3.5	2.6 / 4.3	4.71 / 8.05
Power input min. / max.	W	7 / 17	10 / 26	14 / 50	22 / 113
Air flow	m <sup>3</sup> /h	190 / 315 / 400	340 / 470 / 595	410 / 580 / 790	685 / 1015 / 1360
Sound pressure	dB(A)	29 / 37 / 43	37 / 45 / 52	43 / 52 / 59	49 / 58 / 64
Width / Height / Depth	mm	858 / 455 / 200	1078 / 455 / 200	1078 / 455 / 200	1198 / 551 / 200
Net weight	kg	16.5	19.5	19.5	25
Power supply	V/ph/Hz	220/1/50	220/1/50	220/1/50	220/1/50
Max. intensity	A	0.20	0.26	0.49	0.95
Water flow cooling min. / max.	m <sup>3</sup> /h	0.21 / 0.4	0.38 / 0.6	0.47 / 0.74	0.79 / 1.27
Evaporator pressure drop; Cooling min. / max.	kPa	4.5 / 13.3	15.4 / 34.1	22.8 / 54.2	19.3 / 44.1
Evaporator pressure drop; Heating min. / max.	kPa	4.5 / 14.3	14.8 / 35.1	22.3 / 54.3	18.2 / 46.9
Water pipes connection cooling/heating	inch	3/4"	3/4"	3/4"	3/4"

Accessories	Model
Recommended controller	KC-FC-S2
Thermostat for 2 pipe units	KC-FC-XT
Thermostat with display for 2 pipe units	KC-FCD2
Pipework kit for KFC-S2(E)-2T-250D until KFC-S2(E)-2T-500D	KIT TUB FC 2S(E)-2T
Pipework kit for KFC-S2(E)-2T-800D	KIT TUB FC 2S(E)-2T-1
3-way valve 3/4	KV3-FC 3/4
ON/OFF Actuator	KACT-0

The product meets the ErP (Energy Related Products) European Directive, which includes the (EU) Commission Delegated Regulation No. 2016/2281, also known as Ecodesign LOT21.

Ductless air flow (0 Pa available pressure).

**Cooling capacity. Sensible cooling capacity. Water flow cooling. Evaporator pressure drop cooling:** Water entering heat exchanger 7°C (thermal gap 5°C) - Ambient air 27°C DB/19°C WB.

**Heating capacity. Evaporator pressure drop heating:** Water entering heat exchanger 45°C (thermal gap 5°C) - Ambient air 20°C.

**Sound pressure:** Sound levels measured using an anechoic chamber and with reference to a unit for the installation of 2 pipes. The sound pressure level refers to the measurement taken at a distance of 1 m from the external surface of the unit, operating in the open air.



# Wall-mounted



The Kaysun wall-mounted fancoils have been provided with impressive features to facilitate installation and reduce maintenance time and tasks, while at the same time maximising comfort for the user.

## Characteristics

- DC fans. Maximum comfort and reduced consumption.
- 0-10V. New electronics with 0-10V input signal to control the fan speed via external control.
- Wide range of controllers. There is a wide range of easy, intuitive individual and centralised controllers, integrated control solutions, integration within BMS and latest-generation wireless models.
- Swing. The best possible air flow distribution.



KI-05  
**Recommended controller**





## 2 pipes

Model		KFC-AY-2T-250D3	KFC-AY-2T-400D3	KFC-AY-2T-600D3
Cooling capacity min. / max.	kW	2.39 / 2.70	2.88 / 3.81	3.79 / 4.87
Sensitive cooling capacity min. / max.	kW	1.85 / 2.15	2.31 / 3.18	3.10 / 4.11
Heating capacity min. / max.	kW	1.86 / 2.94	3.09 / 4.30	3.50 / 5.26
Power input min. / max.	W	10 / 13	15 / 34	18 / 38
Air flow	m <sup>3</sup> /h	400 / 454 / 492	590 / 689 / 825	717 / 849 / 979
Sound pressure	dB(A)	27 / 30 / 32	35 / 39 / 45	35 / 40 / 44
Width / Height / Depth	mm	915 / 290 / 230	915 / 290 / 230	1072 / 315 / 230
Net weight	kg	12.7	12.7	14.9
Power supply	V/ph/Hz	220-240/1/50	220-240/1/50	220-240/1/50
Max. intensity	A	0.25	0.38	0.50
Water flow cooling min. / max.	m <sup>3</sup> /h	0.42 / 0.48	0.51 / 0.67	0.65 / 0.85
Evaporator pressure drop; Cooling min. / max.	kPa	25.4 / 31.6	33.0 / 56.7	33.7 / 50.7
Evaporator pressure drop; Heating min. / max.	kPa	30.2 / 37.5	35.7 / 61.9	33.0 / 51.7
Water pipes connection cooling/heating	inch	3/4"	3/4"	3/4"

Accessories	Model
Electronic thermostat with display	KCT-02.1 SR
Recessed electronic thermostat with Modbus	HIDT110X

The product meets the ErP (Energy Related Products) European Directive, which includes the (EU) Commission Delegated Regulation No. 2016/2281, also known as Ecodesign LOT21.

**Cooling capacity. Sensible cooling capacity. Water flow cooling. Evaporator pressure drop cooling:** Water entering heat exchanger 7°C (thermal gap 5°C) - Ambient air 27°C DB/19°C WB.

**Heating capacity. Water flow heating. Water pipes connections cooling/heating. Evaporator pressure drop heating:** Water entering heat exchanger 45°C (thermal gap 5°C) - Ambient air 20°C.

**Sound pressure:** Sound levels measured using an anechoic chamber and with reference to a unit for the installation of 2 pipes. The sound pressure level refers to the measurement taken at a distance of 1 m from the external surface of the unit, operating in the open air.

**NOTE:** The model's white colour may vary with respect to the image.  
Units available while stocks last.



# Cassettes 600x600



The Artflux cassette with 360° panel achieves uniform, rapid, far-reaching climate control, without leaving dead zones thanks to an additional motor that allows swing of between 37° and 42°. The unit is so compact and light that it can adapt and perfectly integrate within any space, including shallow ceilings, without sticking out.



## Characteristics

- DC fans. Maximum comfort and reduced consumption.
- Air control. Uniform 360° air conditioning.
- Condensation pump as standard.
- Wide range of controllers. There is a wide range of easy, intuitive individual and centralised controllers, integrated control solutions, integration within BMS and latest-generation wireless models.
- Modbus RS485.



KI-05  
**Recommended controller**





## 2 pipes

Model		KFC-CI-2T-300D1	KFC-CI-2T-500D1
Cooling capacity min. / max.	kW	2.00 / 2.98	3.01 / 4.2
Sensitive cooling capacity min. / max.	kW	1.59 / 2.49	2.31 / 3.45
Heating capacity min. / max.	kW	2.24 / 2.61	3.26 / 4.95
Power input min. / max.	W	5 / 15	21 / 43
Air flow	m <sup>3</sup> /h	322 / 429 / 535	494 / 611 / 781
Sound pressure	dB(A)	27 / 33 / 39	32 / 38 / 43
Width / Height / Depth	mm	575 / 261 / 575	575 / 261 / 575
Net weight	kg	16.5	16.5
Power supply	V/ph/Hz	220-240/1/50	220-240/1/50
Max. intensity	A	0.2	0.4
Water flow cooling min. / max.	m <sup>3</sup> /h	0.34 / 0.53	0.52 / 0.72
Evaporator pressure drop; Cooling min. / max.	kPa	5 / 10	7.4 / 12.3
Evaporator pressure drop; Heating min. / max.	kPa	5.3 / 12.1	6.1 / 9.4
Water pipes connection cooling/heating	inch	3/4"	3/4"
Panel; Model		KCI-ART FLUX W	KCI-ART FLUX W
Panel; Width / Height / Depth	mm	647 / 50 / 647	647 / 50 / 647
Panel; Net weight	kg	2.5	2.5

## 4 pipes

Model		KFC-CI-4T-300D1	KFC-CI-4T-500D1
Cooling capacity min. / max.	kW	1.49 / 2.16	2.30 / 3.10
Sensitive cooling capacity min. / max.	kW	1.24 / 1.86	1.70 / 2.33
Heating capacity min. / max.	kW	2.08 / 3.13	2.83 / 3.94
Power input min. / max.	W	14 / 24	20 / 42
Air flow	m <sup>3</sup> /h	295 / 395 / 539	425 / 526 / 731
Sound pressure	dB(A)	39 / 45 / 51	44 / 50 / 55
Width / Height / Depth	mm	575 / 261 / 493	575 / 261 / 673
Net weight	kg	16.7	16.7
Power supply	V/ph/Hz	220-240/1/50	220-240/1/50
Max. intensity	A	0.2	0.4
Water flow cooling min. / max.	m <sup>3</sup> /h	0.26 / 0.37	0.39 / 0.53
Water flow heating min. / max.	m <sup>3</sup> /h	0.18 / 0.27	0.24 / 0.34
Evaporator pressure drop; Cooling min. / max.	kPa	9.3 / 17.40	10.3 / 16.8
Evaporator pressure drop; Heating min. / max.	kPa	11.3 / 23.5	14.5 / 26.8
Water pipes connection cooling/heating	inch	3/4" / 1/2"	3/4" / 1/2"
Panel; Model		KCI-ART FLUX W	KCI-ART FLUX W
Panel; Width / Height / Depth	mm	647 / 50 / 647	647 / 50 / 647
Panel; Net weight	kg	2.5	2.5

Accessories	Model
Electronic thermostat with display	KCT-02.1 SR
Pipework kit for 2 pipes Cassette 600x600 Fancoils	KIT TUB FC CI-2T
Pipework kit for 4 pipes Cassette 600x600 Fancoils	KIT TUB FC CI-4T
3-way valve 3/4 (cool water)	KV3-FC 3/4
3-way valve 1/2 (hot water)	KV3-FC 1/2
ON/OFF Actuator	KACT-0

**KACT-0:** Please remember to order 2 actuators for your 4 pipe Fancoil.

The product meets the ErP (Energy Related Products) European Directive, which includes the (EU) Commission Delegated Regulation No. 2016/2281, also known as Ecodesign LOT21.

**Cooling capacity. Sensitive cooling capacity. Water flow cooling. Evaporator pressure drop cooling:** Water entering heat exchanger 7°C (thermal gap 5°C) - Ambient air 27°C DB/19°C WB.

**Heating capacity. Water flow heating. Water pipes connections cooling/heating. Evaporator pressure drop heating:** Water entering heat exchanger 45°C (thermal gap 5°C) - Ambient air 20°C.

**Sound pressure:** Sound levels measured using an anechoic chamber and with reference to a unit for the installation of 2 pipes. The sound pressure level refers to the measurement taken at a distance of 1 m from the external surface of the unit, operating in the open air.

**NOTE:** The model's white colour may vary with respect to the image.  
Units available while stocks last.



# Cassettes 840x840



New 360° panel with independent louvers, elegant design and advanced electronics, with 0-10V signal input to control the DC fan and Modbus output. They provide high levels of comfort with low consumption.



## Characteristics

- DC fans. Maximum comfort and reduced consumption.
- Air control. Uniform 360° air conditioning and independent control of louvers.
- Condensation pump as standard.
- Wide range of controllers. There is a wide range of easy, intuitive individual and centralised controllers, integrated control solutions, integration within BMS and latest-generation wireless models.



KI-05  
**Recommended controller**





## 2 pipes

Model		KFC-CIS-2T-600D2	KFC-CIS-2T-950D2	KFC-CIS-2T-1500D2
Cooling capacity min. / max.	kW	4.40 / 5.93	5.60 / 6.91	7.48 / 10.7
Sensitive cooling capacity min. / max.	kW	3.52 / 5.00	5.13 / 6.63	5.97 / 9.04
Heating capacity min. / max.	kW	5.32 / 6.06	6.59 / 7.61	7.74 / 8.98
Power input min. / max.	W	20 / 41	34 / 75	41 / 137
Air flow	m <sup>3</sup> /h	768 / 987 / 1175	1101 / 1224 / 1581	1198 / 1415 / 1871
Sound pressure	dB(A)	33 / 39 / 43	39 / 42 / 46	39 / 43 / 49
Width / Height / Depth	mm	840 / 230 / 840	840 / 300 / 840	840 / 300 / 840
Net weight	kg	23	27	29.5
Power supply	V/ph/Hz	220-240/1/50	220-240/1/50	220-240/1/50
Max. intensity	A	0.5	0.7	1.1
Water flow cooling min. / max.	m <sup>3</sup> /h	0.76 / 1.02	0.96 / 1.19	1.29 / 1.93
Evaporator pressure drop; Cooling min. / max.	kPa	13.6 / 23.8	14.10 / 22.00	16.40 / 36.60
Evaporator pressure drop; Heating min. / max.	kPa	19.9 / 25.9	17.40 / 28.10	23.30 / 49.20
Water pipes connection cooling/heating	inch	3/4"	3/4"	3/4"
Panel; Model		KPA-01E(S)	T-MBQ4-01E(S)	KPA-01E(S)
Panel; Width / Height / Depth	mm	950 / 55 / 950	950 / 55 / 950	950 / 55 / 950
Panel; Net weight	kg	6	6	6

## 4 pipes

Model		KFC-CIS-4T-600D2	KFC-CIS-4T-950D2	KFC-CIS-4T-1500D2
Cooling capacity min. / max.	kW	3.64 / 4.96	4.28 / 5.31	5.84 / 8.04
Sensitive cooling capacity min. / max.	kW	3.05 / 4.15	3.69 / 4.61	4.81 / 6.58
Heating capacity min. / max.	kW	4.61 / 6.15	5.44 / 6.74	7.51 / 9.93
Power input min. / max.	W	30 / 62	43 / 90	49 / 139
Air flow	m <sup>3</sup> /h	783 / 997 / 1184	1001 / 1115 / 1403	1096 / 1297 / 1708
Sound pressure	dB(A)	33 / 39 / 43	38 / 41 / 46	39 / 43 / 49
Width / Height / Depth	mm	840 / 230 / 840	840 / 300 / 840	840 / 300 / 840
Net weight	kg	27.5	30	30
Power supply	V/ph/Hz	220-240/1/50	220-240/1/50	220-240/1/50
Max. intensity	A	0.5	0.72	1.30
Water flow cooling min. / max.	m <sup>3</sup> /h	0.63 / 0.85	0.74 / 0.91	1.00 / 1.38
Water flow heating min. / max.	m <sup>3</sup> /h	0.40 / 0.53	0.47 / 0.58	0.65 / 0.85
Evaporator pressure drop; Cooling min. / max.	kPa	8.1 / 14.8	10.90 / 16.40	17.7 / 33.00
Evaporator pressure drop; Heating min. / max.	kPa	14.5 / 25.3	23.50 / 34.00	27 / 48.7
Water pipes connection cooling/heating	inch	3/4" / 1/2"	3/4" / 1/2"	3/4" / 1/2"
Panel; Model		KPA-01E(S)	KPA-01E(S)	KPA-01E(S)
Panel; Width / Height / Depth	mm	950 / 55 / 950	950 / 55 / 950	950 / 55 / 950
Panel; Net weight	kg	6	6	6

Accessories	Model
Electronic thermostat with display	KCT-02.1 SR
Pipework kit for 2 pipes Cassette 840x840 Fancoils	KIT TUB FC CIS-2T
Pipework kit for 4 pipes Cassette 840x840 Fancoils	KIT TUB FC CIS-4T
3-way valve 3/4 (cool water)	KV3-FC 3/4
3-way valve 1/2 (hot water)	KV3-FC 1/2
ON/OFF Actuator	KACT-0

**KACT-0:** Please remember to order 2 actuators for your 4 pipe Fancoil.

The product meets the ErP (Energy Related Products) European Directive, which includes the (EU) Commission Delegated Regulation No. 2016/2281, also known as Ecodesign LOT21.

**Cooling capacity. Sensible cooling capacity. Water flow cooling. Evaporator pressure drop cooling:** Water entering heat exchanger 7°C (thermal gap 5°C) - Ambient air 27°C DB/19°C WB.

**Heating capacity. Water flow heating. Water pipes connections cooling/heating. Evaporator pressure drop heating:** Water entering heat exchanger 45°C (thermal gap 5°C) - Ambient air 20°C.

**Sound pressure:** Sound levels measured using an anechoic chamber and with reference to a unit for the installation of 2 pipes. The sound pressure level refers to the measurement taken at a distance of 1 m from the external surface of the unit, operating in the open air.

**NOTE:** The model's white colour may vary with respect to the image.



# Ducts 2 pipes D3



New generation of ducted fancoil units with coil with a larger exchange area and a more compact design, with a maximum height of 240 mm. Its new electronics allows multiple control options.



## Characteristics

- The DC fan reduces energy consumption by up to 70%.energy consumption. Minimal fluctuation of ambient temperature, reducing the sound level and increasing comfort.
- New condensate tray with greater capacity for any type of installation.
- Speed Control with possibility to manage the DC fan via 3 speed fan input, optional expansion card required.
- New controller. The new electronic control for wall installation with multiple options.



KCT-04 SR  
**Recommended thermostat for 2 pipes**



KCT-FCD2  
**Recommended thermostat**





## 2 pipes

Model		KFC-PD-2T-300D3	KFC-PD-2T-500D3	KFC-PD-2T-600D3
Cooling capacity min. / max.	kW	2.21 / 3.35	2.97 / 4.55	3.66 / 5.85
Sensitive cooling capacity min. / max.	kW	1.49 / 2.68	2.38 / 3.64	2.93 / 4.68
Heating capacity min. / max.	kW	2.51 / 3.95	3.20 / 5.5	4.21 / 6.9
Power input min. / max.	W	10 / 25	14 / 40	19 / 65
Available pressure range	Pa	50	50	50
Air flow	m <sup>3</sup> /h	307 / 421 / 482	456 / 622 / 800	552 / 810 / 1022
Max. pressure available	Pa	50	50	50
Sound pressure	dB(A)	22.5 / 31 / 37	31 / 39 / 45	34 / 43.5 / 49.5
Width / Height / Depth	mm	972 / 240 / 482	1107 / 240 / 482	1202 / 240 / 482
Net weight	kg	17.2	20.40	21.7
Power supply	V/ph/Hz	220-240/1/50	220-240/1/50	220-240/1/50
Max. intensity	A	0.29	0.44	0.61
Water flow cooling min. / max.	m <sup>3</sup> /h	0.37 / 0.59	0.54 / 0.8	0.65 / 1
Evaporator pressure drop; Cooling min. / max.	kPa	10.6 / 23	12.1 / 23	16.89 / 34
Evaporator pressure drop; Heating min. / max.	kPa	11.2 / 25	12 / 25	18.60 / 38
Water pipes connection cooling/heating	inch	3/4"	3/4"	3/4"

Model		KFC-PD-2T-700D3	KFC-PD-2T-1000D3	KFC-PD-2T-1400D3
Cooling capacity min. / max.	kW	5.09 / 6.50	4.97 / 9.05	9.77 / 11.11
Sensitive cooling capacity min. / max.	kW	4.07 / 5.20	3.98 / 7.24	7.82 / 8.06
Heating capacity min. / max.	kW	5.81 / 7.6	5.41 / 11	10.59 / 12.67
Power input min. / max.	W	33 / 75	19 / 119	64 / 119
Available pressure range	Pa	50	50	50
Air flow	m <sup>3</sup> /h	806 / 1015 / 1190	746 / 1201 / 1650	1675 / 1952 / 2250
Max. pressure available	Pa	50	50	50
Sound pressure	dB(A)	40 / 45 / 51	34 / 46 / 54.5	46.5 / 50 / 53
Width / Height / Depth	mm	1377 / 240 / 482	1567 / 240 / 482	2097 / 240 / 482
Net weight	kg	23.5	27.7	37
Power supply	V/ph/Hz	220-240/1/50	220-240/1/50	220-240/1/50
Max. intensity	A	0.78	1.20	1.08
Water flow cooling min. / max.	m <sup>3</sup> /h	0.91 / 1.19	0.88 / 1.58	1.71 / 2.02
Evaporator pressure drop; Cooling min. / max.	kPa	15.6 / 22	11.7 / 32	25.9 / 33
Evaporator pressure drop; Heating min. / max.	kPa	16.2 / 25	10.9 / 33	25.3 / 34
Water pipes connection cooling/heating	inch	3/4"	3/4"	3/4"

Accessories	Model
Electronic thermostat with display	KCT-FCD2
3 speed card	ACMKT3V2
Pipework kit for 2 pipes Ducts Fancoils	KIT TUB FC PD-2T-3
3-way valve 3/4 (cool water)	KV3-FC 3/4
ON/OFF Actuator	KACT-0

The product meets the ErP (Energy Related Products) European Directive, which includes the (EU) Commission Delegated Regulation No. 2016/2281, also known as Ecodesign LOT21.

Ductless air flow (0 Pa available pressure).

**Cooling capacity. Sensible cooling capacity. Water flow cooling. Evaporator pressure drop cooling:** Water entering heat exchanger 7°C (thermal gap 5°C) - Ambient air 27°C DB/19°C WB.

**2 PIPES: Heating capacity. Evaporator pressure drop heating:** Water entering heat exchanger 45°C (thermal gap 5°C) - Ambient air 20°C.

**Sound pressure:** Sound levels measured using an anechoic chamber and with reference to a unit for the installation of 2 pipes. The sound pressure level refers to the measurement taken at a distance of 1 m from the external surface of the unit, operating in the open air.



# Ducts 4 pipes



These duct units include a tilted evaporator which, in addition to providing a wider exchange area, achieves a height which is so compact and low that it facilitates installation in rooms with false ceilings of just 241 mm. The connections on the standard model are located to the left of the discharge.



## Characteristics

- DC fans. Maximum comfort and reduced consumption.
- Easy and fast to install and maintain. Filter removable without opening ducting.



KC-FCD2-M  
**Recommended thermostat for  
2 pipes and 4 pipes**





## 4 pipes

Model		KFC-PD-4T-200D	KFC-PD-4T-300D	KFC-PD-4T-500D	KFC-PD-4T-600D	KFC-PD-4T-800D
Cooling capacity min. / max.	kW	1.44 / 2.01	1.97 / 2.76	4.55 / 6.16	2.53 / 3.49	3.61 / 4.82
Sensitive cooling capacity min. / max.	kW	1.14 / 1.69	1.54 / 2.30	3.57 / 5.12	8.22 / 2.91	2.91 / 4.11
Heating capacity min. / max.	kW	1.79 / 2.33	2.37 / 3.07	4.73 / 6.04	3.43 / 4.51	4.35 / 5.50
Power input min. / max.	W	47 / 61	57 / 76	127 / 169	77 / 108	106 / 136
Available pressure range	Pa	50	50	50	50	50
Air flow	m <sup>3</sup> /h	285 / 382 / 470	374 / 493 / 639	820 / 1063 / 1349	589 / 779 / 955	719 / 956 / 1204
Max. pressure available	Pa	50	50	50	50	50
Sound pressure	dB(A)	46 / 55 / 60	44 / 51 / 56	50 / 57 / 62	52 / 58 / 62	52 / 58 / 63
Width / Height / Depth	mm	741 / 241 / 522	841 / 241 / 522	1461 / 241 / 522	941 / 241 / 522	1161 / 241 / 522
Net weight	kg	17.2	19.5	33.5	21.5	24.2
Power supply	V/ph/Hz	220-240/1/50	220-240/1/50	220-240/1/50	220-240/1/50	220-240/1/50
Max. intensity	A	0.3	0.3	0.5	0.5	0.6
Water flow cooling min. / max.	m <sup>3</sup> /h	0.25 / 0.35	0.34 / 0.47	0.78 / 1.06	0.44 / 0.60	0.62 / 0.83
Water flow heating min. / max.	m <sup>3</sup> /h	0.15 / 0.20	0.20 / 0.26	0.41 / 0.52	0.29 / 0.39	0.37 / 0.47
Evaporator pressure drop; Cooling min. / max.	kPa	6.48 / 11.04	12.72 / 23.04	15.48 / 26.28	79.73 / 142.23	14.76 / 24.72
Evaporator pressure drop; Heating min. / max.	kPa	5.76 / 8.52	9.00 / 13.80	10.44 / 11.04	17.83 / 31.00	33.00 / 50.04
Water pipes connection cooling/heating	inch	3/4" / 3/4"	3/4" / 3/4"	3/4" / 3/4"	3/4" / 3/4"	3/4" / 3/4"

Accessories	Model
Thermostat for 4 pipes units	KC-FC-4T
Interface to Kaysun control for 4 pipe units	K01-FC-4T
3-way valve 3/4	KV3-FC 3/4
ON/OFF Actuator	KACT-0

**KACT-0:** Please remember to order 2 valves and 2 actuators for your 4 pipes fancoils.

The product meets the ErP (Energy Related Products) European Directive, which includes the (EU) Commission Delegated Regulation No. 2016/2281, also known as Ecodesign LOT21.

**Cooling capacity. Sensitive cooling capacity. Water flow cooling. Evaporator pressure drop cooling:** Water entering heat exchanger 7°C (thermal gap 5°C) - Ambient air 27°C DB/19°C WB.

**Heating capacity. Water flow heating. Water pipes connections cooling/heating. Evaporator pressure drop heating:** Water entering heat exchanger 45°C (thermal gap 5°C) - Ambient air 20°C.

**Sound pressure:** Sound levels measured using an anechoic chamber and with reference to a unit for the installation of 2 pipes. The sound pressure level refers to the measurement taken at a distance of 1 m from the external surface of the unit, operating in the open air.

**NOTE:** The model's white colour may vary with respect to the image.

**Units available while stocks last.**



# Ducts Medium Pressure



New generation of medium-pressure ducted fan coils with AC fan for with AC fan for 2 or 4 pipe installations with compact design and very quiet. Available with a wide range of accessories.

## Characteristics

- Static pressure of 120 Pa.
- Available with 2 or 4 tubes battery.
- Horizontal design with condensate tray in coil(s).
- Hydraulic connections on the left front view with the possibility of changing to the right.
- Option P20 with 20mm mineral wool sandwich panel.
- FMDE option with energy-saving EC fan.
- Option SFCF ductable air filter.



HIDI19X  
**Recommended thermostat for  
2 pipes and 4 pipes**





## 2 pipes

Model		FMDA-130	FMDA-220	FMDA-230	FMDA-240	FMDA-330
Cooling capacity min. / max.	kW	5.78 / 7.48	8.76 / 10.3	10.97 / 12.9	13.06 / 15	13.79 / 17.2
Sensitive cooling capacity min. / max.	kW	3.36 / 5.56	6.72 / 8.1	8.25 / 9.95	9.46 / 11.1	10.3 / 13.3
Heating capacity min. / max.	kW	6.01 / 7.9	9.85 / 11.7	12.12 / 14.4	13.12 / 15.2	15.34 / 19.39
Power input min. / max.	W	128 / 179	283 / 330	283 / 330	283 / 330	305 / 409
Available pressure range	Pa	120	120	120	120	120
Air flow	m <sup>3</sup> /h	792 / 1008 / 1200	1617 / 1953 / 2100	1771 / 2139 / 2300	1760 / 2068 / 2200	2170 / 2821 / 3100
Max. pressure available	Pa	120	120	120	120	120
Sound pressure	dB(A)	48 / 54 / 59	54 / 60 / 62	55 / 61 / 63	55 / 61 / 63	52 / 59 / 62
Width / Height / Depth	mm	800 / 250 / 555	1200 / 250 / 555	1200 / 250 / 555	1200 / 250 / 555	1600 / 250 / 555
Net weight	kg	35	48	50	53	65
Power supply	V/ph/Hz	220-240/1/50	220-240/1/50	220-240/1/50	220-240/1/50	220-240/1/50
Max. intensity	A	0.90	1.65	1.65	1.65	1.50
Water flow cooling min. / max.	m <sup>3</sup> /h	/ 1.3	/ 1.76	/ 2.23	/ 2.59	/ 2.95
Evaporator pressure drop; Cooling min. / max.	kPa	22.6 / 37.7	15.2 / 21	23.9 / 35.7	19 / 25.1	14.8 / 23.1
Evaporator pressure drop; Heating min. / max.	kPa	21.2 / 36.7	16.7 / 23.6	25.3 / 35.7	16.6 / 22.3	15.9 / 25.5
Water pipes connection cooling/heating	inch	3/4"	3/4"	3/4"	3/4"	3/4"

## 4 pipes

Model		FMDA-131	FMDA-221	FMDA-231	FMDA-321	FMDA-331
Cooling capacity min. / max.	kW	5.68 / 7.22	8.67 / 9.96	10.88 / 12.4	10.77 / 13.2	13.77 / 16.60
Sensitive cooling capacity min. / max.	kW	4.05 / 5.35	6.67 / 7.83	8.19 / 9.53	8.22 / 10.4	10.32 / 12.8
Heating capacity min. / max.	kW	4.8 / 6.2	8.9 / 10.31	9.44 / 10.84	11.09 / 13.78	11.95 / 14.58
Power input min. / max.	W	128 / 175	283 / 330	283 / 330	305 / 409	305 / 409
Available pressure range	Pa	120	120	120	120	120
Air flow	m <sup>3</sup> /h	775 / 980 / 1140	1600 / 1880 / 2000	1758 / 2040 / 2170	1922 / 2456 / 2670	2168 / 2725 / 2930
Max. pressure available	Pa	120	120	120	120	120
Sound pressure	dB(A)	48 / 54 / 59	54 / 60 / 62	55 / 61 / 63	51 / 58 / 61	52 / 59 / 62
Width / Height / Depth	mm	800 / 250 / 555	1200 / 250 / 555	1200 / 250 / 555	1600 / 250 / 555	1600 / 250 / 555
Net weight	kg	37	51	53	66	68
Power supply	V/ph/Hz	220-240/1/50	220-240/1/50	220-240/1/50	220-240/1/50	220-240/1/50
Max. intensity	A	0.90	1.65	1.65	1.50	1.50
Water flow cooling min. / max.	m <sup>3</sup> /h	/ 1.22	/ 1.73	/ 2.12	/ 2.27	/ 2.84
Water flow heating min. / max.	m <sup>3</sup> /h	/ 0.54	/ 0.9	/ 0.94	/ 1.19	/ 1.26
Evaporator pressure drop; Cooling min. / max.	kPa	21.9 / 35.2	14.9 / 19.6	23.5 / 30.6	8.8 / 13.2	14.8 / 21.4
Evaporator pressure drop; Heating min. / max.	kPa	20.2 / 33.6	20.8 / 27.9	23 / 30.4	16.8 / 25.9	19.1 / 28.4
Water pipes connection cooling/heating	inch	3/4" / 1/2"	3/4" / 1/2"	3/4" / 1/2"	3/4" / 1/2"	3/4" / 1/2"

Accessories	Model
EC fan	FMDE
Recessed electronic thermostat with Modbus	HIDTI9X
Recessed electronic thermostat with 0-10V and Modbus output	HIDTI10X
Auxiliary condensate tray	BROS
Sandwich panel 20mm	P20
Ductable air filter FMDA/E sizes 120-140	SFCF1
Ductable air filter FMDA/E sizes 220-240	SFCF2
Ductable air filter FMDA/E sizes 320-340	SFCF3
3 way on/off valve kit 2T sizes 120-140	3V2.1F
3 way on/off valve kit 2T sizes 220-240	3V2.2F
3 way on/off valve kit 2T sizes 320-340	3V2.3F
3 way on/off valve kit 4T sizes 120-140	3V4.1
3 way on/off valve kit 4T sizes 220-240	3V4.2
3 way on/off valve kit 4T sizes 320-340	3V4.3

The product meets the ErP (Energy Related Products) European Directive, which includes the (EU) Commission Delegated Regulation No. 2016/2281, also known as Ecodesign LOT21.

Ductless air flow (0 Pa available pressure).

**Cooling capacity. Sensible cooling capacity. Water flow cooling. Evaporator**

**pressure drop cooling:** Water entering heat exchanger 7°C (thermal gap 5°C) - Ambient air 27°C DB/19°C WB.


**2 PIPES: Heating capacity. Evaporator pressure drop heating:** Water entering heat exchanger 45°C (thermal gap 5°C) - Ambient air 20°C.

**4 PIPES: Heating capacity. Water flow heating. Water pipes connection cooling/heating. Evaporator pressure drop heating:** Water entering heat exchanger 65°C (thermal gap 10°C) - Ambient air 20°C.

**Sound pressure:** Sound levels measured using an anechoic chamber and with reference to a unit for the installation of 2 pipes. The sound pressure level refers to the measurement taken at a distance of 1 m from the external surface of the unit, operating in the open air.



# Ducts High Pressure



New generation of high-pressure ducted fan coils with AC fan for with AC fan for 2 or 4 pipe installations with compact design and very quiet. Available with a wide range of accessories.

## Characteristics

- Static pressure of 150 Pa.
- Available with 2 or 4 tubes battery.
- Horizontal design with condensate tray in coil(s).
- Hydraulic connections on the left front view with the possibility of changing to the right.
- Option P20 with 20mm mineral wool sandwich panel.
- FHDE option with energy-saving EC fan.
- Option MFCF ductable air filter.



HIDT19X  
**Recommended thermostat for  
2 pipes and 4 pipes**





## 2 pipes

Model		FHDA-130	FHDA-220	FHDA-230	FHDA-240	FHDA-330
Cooling capacity min. / max.	kW	6.24 / 8.65	8.38 / 12	10.61 / 15.2	12.57 / 17.8	16.84 / 21.2
Sensitive cooling capacity min. / max.	kW	4.51 / 6.58	6.46 / 9.77	10.32 / 12.1	9.02 / 13.5	13.19 / 17.2
Heating capacity min. / max.	kW	6.68 / 9.44	9.69 / 14.2	12.01 / 17.60	12.85 / 18.60	19.69 / 25.15
Power input min. / max.	W	128 / 212	175 / 390	175 / 390	175 / 390	430 / 570
Available pressure range	Pa	150	150	150	150	150
Air flow	m <sup>3</sup> /h	885 / 1200 / 1500	1540 / 2448 / 2750	1680 / 2670 / 3000	1625 / 2537 / 2850	3036 / 4048 / 4400
Max. pressure available	Pa	150	150	150	150	150
Sound pressure	dB(A)	45 / 53 / 59	46 / 57 / 61	47 / 58 / 65	47 / 58 / 62	57 / 58 / 63
Width / Height / Depth	mm	800 / 275 / 605	1200 / 275 / 605	1200 / 275 / 605	1200 / 275 / 605	1600 / 275 / 605
Net weight	kg	37	51	53	56	69
Power supply	V/ph/Hz	220-240/1/50	220-240/1/50	220-240/1/50	220-240/1/50	220-240/1/50
Max. intensity	A	1.25	2.70	2.70	2.70	3.90
Water flow cooling min. / max.	m <sup>3</sup> /h	/ 1.48	/ 2.04	/ 2.63	/ 3.06	/ 3.64
Evaporator pressure drop; Cooling min. / max.	kPa	20.5 / 39.5	13.7 / 28.1	18.7 / 38.4	15.3 / 30.7	18.8 / 29.8
Evaporator pressure drop; Heating min. / max.	kPa	20.3 / 40.9	15.9 / 34.1	20.8 / 44.7	13.9 / 29.1	22.3 / 36.4
Water pipes connection cooling/heating	inch	3/4"	3/4"	3/4"	3/4"	3/4"

## 4 pipes

Model		FHDA-131	FHDA-221	FHDA-231	FHDA-321	FHDA-331
Cooling capacity min. / max.	kW	6.09 / 8.27	8.11 / 11.5	10.42 / 14.6	13.13 / 16.10	16.7 / 20.3
Sensitive cooling capacity min. / max.	kW	6.09 / 6.25	6.24 / 9.33	7.79 / 11.5	10.51 / 13.3	13.09 / 16.39
Heating capacity min. / max.	kW	8.27 / 11.47	13.69 / 19.82	14.65 / 20.98	22.84 / 28.36	24.27 / 29.87
Power input min. / max.	W	128 / 212	175 / 390	175 / 390	430 / 570	430 / 570
Available pressure range	Pa	150	150	150	150	150
Air flow	m <sup>3</sup> /h	854 / 1162 / 1400	1465 / 2262 / 2570	1624 / 2492 / 2800	2736 / 3534 / 3800	2993 / 3854 / 4100
Max. pressure available	Pa	150	150	150	150	150
Sound pressure	dB(A)	45 / 53 / 59	46 / 57 / 61	47 / 58 / 62	56 / 58 / 62	57 / 62 / 63
Width / Height / Depth	mm	800 / 275 / 605	1200 / 275 / 605	1200 / 275 / 605	1600 / 275 / 605	1600 / 275 / 605
Net weight	kg	40	56	58	73	75
Power supply	V/ph/Hz	220-240/1/50	220-240/1/50	220-240/1/50	220-240/1/50	220-240/1/50
Max. intensity	A	2.70	2.70	2.70	3.90	3.90
Water flow cooling min. / max.	m <sup>3</sup> /h	/ 1.4	/ 1.94	/ 2.52	/ 2.77	/ 3.49
Water flow heating min. / max.	m <sup>3</sup> /h	/ 1.19	/ 1.69	/ 1.8	/ 2.77	/ 3.49
Evaporator pressure drop; Cooling min. / max.	kPa	19.6 / 31.8	12.8 / 25.8	18 / 35.4	13 / 19.5	18.3 / 27.2
Evaporator pressure drop; Heating min. / max.	kPa	16.6 / 31.8	12.5 / 26.2	14.1 / 28.8	15.6 / 24.1	17.3 / 26.2
Water pipes connection cooling/heating	inch	3/4" / 1/2"	3/4" / 1/2"	3/4" / 1/2"	3/4" / 1/2"	3/4" / 1/2"

Accessories	Model
EC fan	FHDE
Recessed electronic thermostat with Modbus	HIDTI9X
Recessed electronic thermostat with 0-10V and Modbus output	HIDTI10X
Auxiliary condensate tray	BROM
Sandwich panel 20mm	P20
Ductable air filter FMDA/E sizes 120-140	MFCF1
Ductable air filter FMDA/E sizes 220-240	MFCF2
Ductable air filter FMDA/E sizes 320-340	MFCF3
3 way on/off valve kit 2T sizes 120-140	3V2.1F
3 way on/off valve kit 2T sizes 220-240	3V2.2F
3 way on/off valve kit 2T sizes 320-340	3V2.3F
3 way on/off valve kit 4T sizes 120-140	3V4.1
3 way on/off valve kit 4T sizes 220-240	3V4.1
3 way on/off valve kit 4T sizes 320-340	3V4.1

The product meets the ErP (Energy Related Products) European Directive, which includes the (EU) Commission Delegated Regulation No. 2016/2281, also known as Ecodesign LOT21.

Ductless air flow (0 Pa available pressure).

**Cooling capacity. Sensible cooling capacity. Water flow cooling. Evaporator pressure drop cooling:** Water entering heat exchanger 7°C (thermal gap 5°C) - Ambient air 27°C DB/19°C WB.

**2 PIPES: Heating capacity. Evaporator pressure drop heating:** Water entering heat exchanger 45°C (thermal gap 5°C) - Ambient air 20°C.

**4 PIPES: Heating capacity. Water flow heating. Water pipes connection cooling/heating. Evaporator pressure drop heating:** Water entering heat exchanger 65°C (thermal gap 10°C) - Ambient air 20°C.

**Sound pressure:** Sound levels measured using an anechoic chamber and with reference to a unit for the installation of 2 pipes. The sound pressure level refers to the measurement taken at a distance of 1 m from the external surface of the unit, operating in the open air.




# Fancoils Controllers

○ Optional

⊗ Not available

For more information, check the Controls chapter.



	Description	Code	Floor/ Ceiling 2nd Generation	Cassettes 600x600	Cassettes 840x840
Individual Controllers	 2 or 4 pipe wall mechanical thermostat	KC-FC-XT	○	⊗	⊗
	 Wall thermostat with display for 2-pipe installation	KC-FCD2	○	⊗	⊗
	 Wall thermostat with display for 4-pipe installation and Modbus output	KC-FCD2-M	○	⊗	⊗
	 Wired controller	KCT-04 SR	⊗	⊗	⊗
	 Wall-mounted thermostat with display for 2 or 4 pipe installation	KCT-02.1 SR	○	○	○
	 Electro-mechanical thermostat with display, built-in temp and modbus for AC version	HIDT19	○	⊗	⊗
	 Electro-mechanical thermostat with display, built-in temp and modbus for EC version	HIDT110	○	⊗	○
	 Individual wireless controller	KI-05	⊗	○	○
Centralised Controllers	 Indoor unit's groupcontroller	KCC-150	○	○	○
	 Centralised controller through APP or WEB	KCC-64 WEB 2019	○	○	○
	 Centralised controller	KCCT-64 I (B)	○	○	○
Communication Gateway	 Modbus	K02-MODBUS or K01 MODBUS	standard	○	standard
	 Bacnet	K01-BACNET	○	○	○
	 Lonwork	K01-LON	○	○	○
	 Knx	K01-KNX	○	○	○
	 Compatible with Airzone	Contact with Airzone	○	○	○



				
Wall-mounted	Ducts 4 pipes	Ducts 2 pipes D3	Ducts Medium Pressure	Ducts High Pressure
⊗	○	+ ACMKT3V2	○	○
⊗	○	+ ACMKT3V2	⊗	⊗
⊗	○	+ ACMKT3V2	⊗	⊗
⊗	⊗	○	⊗	⊗
○	+ K01-FC-XT	⊗	⊗	⊗
⊗	○	+ ACMKT3V2	○	○
○	⊗	⊗	○	○
○	⊗	⊗	⊗	⊗
○	+ K01-FC-XT	○	⊗	⊗
○	+ K01-FC-XT	○	⊗	⊗
○	+ K01-FC-XT	⊗	⊗	⊗
standard	+ K01-FC-XT	standard	⊗	⊗
○	⊗	⊗	⊗	⊗
○	⊗	⊗	⊗	⊗
○	⊗	⊗	⊗	⊗
○	○	+ ACMKT3V2	○	○



# References

## Key Installations

The indoor units of the **Fancoil range** are the best complement for the Nexus range chillers. The **Fancoils range** includes a wide variety of models and capacities that are available in 2 and 4 pipes configurations. These highly versatile units adapt to every type of installation.



### Sun Beach Apartments

*Location:* Santa Ponça (Spain)

*Initial situation:* Renovation

*Units installed:* Wall

*Capacity:* 55 kW

## Other customers that have trusted Kaysun Fancoils

### HOTELS

- Andreas Apartments (Majorca)

### PUBLIC BUILDINGS

- "Miguel Rodríguez"  
Multipurpose Centre for Elderly  
People Comprehensive Care  
(Cádiz)
- Museo de la Cruz Museum  
(Córdoba)

### BUSINESS CENTRES AND OFFICES

- Cardomare Water Plant (Ibiza)
- CIE Galfor (Orense)





### Tea Shop Offices Business Centre

*Location:* Barcelona (Spain)  
*Initial situation:* Renovation  
*Units installed:* Cassette 600x600  
*Capacity:* 65 kW



### Ferovo Park Production and warehouse hall

*Location:* Vranov nad Topľou (Slovakia)  
*Units installed:* Fancoil Cassettes  
*Capacity:* 300 kW

### Coeops Fire Brigade Headquarters Public Building

*Location:* Seville (Spain)  
*Initial situation:* Renovation  
*Units installed:* KEM 30 DHN2KH + 6 KFC PD + RITE 4000.2+  
*Capacity:* 30 kW



### Santo Angel School Public Building

*Location:* Madrid (Spain)  
*Initial situation:* Renovation  
*Units installed:* different models  
*Capacity:* 95 kW



### Radisson Blu Royal Hotel Hotel

*Location:* Dublin (Ireland)  
*Units installed:* KFC-PD-4T-800 Fan Coil Units in Hotel Rooms



### Llobregat Water Plant Business Centre

*Location:* Barcelona (Spain)  
*Initial situation:* Renovation  
*Units installed:* Cassette 840x840 and 600x600  
*Capacity:* 75 kW









### Tea Shop Offices

#### Business Centre

*Location:* Barcelona

*Initial situation:* Renovation

*Units installed:* Cassette  
600x600

*Capacity:* 65 kW







SYSTEM CONTROLS RANGE

Controls

Individual wireless controllers	273
Wired controllers	274
Centralised controllers	276
BMS	278
Accessories	280
References	282



# Controls

## System controls range



To get the most out of the units, choosing the correct controller is a very important part of the job. For this reason, KAYSUN has a very powerful and versatile range of controllers to fit into different installations and customers needs. Inside the range, you will find different options in single controllers, both wireless or wired to adapt the installation to your needs.

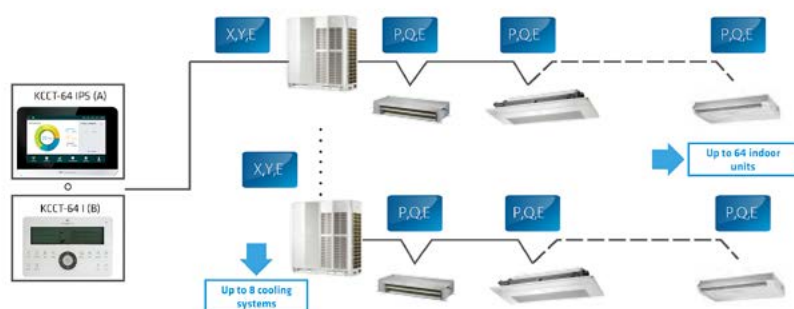


### Individual and wired wireless controllers

The Kaysun range has a wide variety of individual wireless and wired controls. Each of them has been conceived and designed for a specific range in order to be able to make full use of the control of the unit.

### B.M.S. (Building Management Systems)

Within our range of controls, we have gateways for BMS integration with the most common protocols: Modbus, KNX and Bacnet. With the possibility of controlling 4, 16 and up to 64 indoor units.



### Centralised controllers

When the installation grows and you want to have all the units monitored, the first option is a centralized control. The Kaysun range has different types of centralized control: with touch screen with great functions and simplicity of use, with touch panel for the control of up to 64 indoor units and web/Cloud type to visualize the indoor units from anywhere.



# Individual wireless controllers



		KID-05 S	KI-05	KI-07
Ranges		SUITE ZEN	ZEN HC AMAZON FANCOILS	ZEN HC AMAZON FANCOILS
Compatibility protocol			S6 / S8	S6 / S8
Wifi		-	-	-
Group control	Max. indoor units	-	-	-
	Individual control of each unit	-	-	-
24 hour timer		✓	✓	✓
Weekly timer		-	-	-
Fan speeds		5	3 / 7	3 / 7
Functions	SILENCE	✓	✓	✓
	ECO/GEAR	✓	✓	✓
	FOLLOW ME	✓	-	✓
	CLEAN	✓	✓	✓
	KETA	-	✓	✓
Error code display		-	✓	✓
Display lighting		✓	✓	✓
Temperature range and mode lock		-	✓	✓
Keyboard lock		✓	✓	✓
Indoor unit adresssing		-	✓	✓
Dimensions (W x H x D) (mm)		50x192x20	48x170x20	47x185x21

Check compatibility tables at the end of each chapter



# Wired controllers



		KCT-04.1 SPSWF	KCT-02.1 SR	KCT-03 SR
Ranges		SUITE ZEN	FANCOILS	ZEN HC AMAZON FANCOILS
Compatibility protocol		-	S4+ / S6	S4+ / S6
Wifi		✓	-	-
Group control	Max. indoor units	16	-	-
	Individual control of each unit	-	-	-
24 hour timer		✓	✓	✓
Weekly timer		✓	-	-
Fan speeds		3 / 6	3	3 / 7
Functions	SILENCE	-	✓	-
	ECO/GEAR	✓	-	-
	FOLLOW ME	✓	-	✓
	CLEAN	-	-	✓
	KETA	-	-	-
Bi-directional Communication		-	-	-
Error code display		✓	-	-
Two-tier access		-	-	-
Temperature range and mode lock		-	-	✓
Keyboard lock		✓	✓	✓
Infrared receiver		-	✓	✓
Wires		2 / 4	4	2
Power supply		12V DC	5.0V CC	5.0V CC
Dimensions (W x H x D) (mm)		120x120x20	120x120x20	120x120x20

\* Group control function not available.





KCT-04 SR	KCT-05 SRPSWF	KCT-06 SRPSWF
ZEN HC AMAZON FANCOILS	ZEN HC AMAZON	ZEN HC AMAZON
S6* / S8	S6* / S8	S6* / S8
-	✓	✓
16	16	16
-	✓	✓
✓	✓	✓
-	✓	✓
3 / 7	3 / 7	3 / 7
-	✓	✓
-	✓	✓
✓	✓	✓
✓	✓	✓
✓	✓	✓
✓	✓	✓
✓	✓	✓
✓	✓	✓
✓	✓	✓
✓	✓	✓
✓	✓	✓
2	2	2
18V DC	18V DC	18V DC
86x86x18	86x86x18	120x120x20



# Centralised controllers



	KCCT-64 I(B-A)	KCCT-64 IPS (A)	KCCT-128C IPS
Ranges	SUITE ZEN AMAZON FANCOILS	ZEN HC AMAZON	ZEN HC AMAZON
Compatibility protocol	S4+ / S6 / S8**	S4+ / S6 / S8**	S6 / S8
Max. N° of connectable IDUs	64	64	128
N° cooling circuits	8	8	16
Touchscreen	-	6.2"	7"
On/Off	✓	✓	✓
Mode selection	✓	✓	✓
Temperature setting	Stages of 1 °C	Stages of 0.5 °C	Stages of 0.5 °C
Fan control	4 speeds	7 speeds	7 speeds
Auto swing	✓	✓	✓
Slat control*	-	5 positions	5 positions
Vacation mode	-	✓	✓
Time scheduler	✓	✓	✓
Double level of permissions	-	✓	✓
IDU/model recognition	-	✓	✓
IDU/model recognition (> 16 kW)	-	✓	✓
HRV control (recovery units)	✓	✓	✓
Plan view	-	-	-
Energy control	-	✓	✓
Group control	-	✓	✓
Error parameters	✓	✓	✓
USB connection	-	✓	✓
Status report	-	Error list	Error list / Operation
Wifi	-	-	✓
WEB control	-	-	✓
Languages	EN	DE, EN, ES, FR, HU, IT, PL, PT, RO, TR, KO, ZH	DE, EN, ES, FR, HU, IT, PL, PT, RO, TR, KO, ZH
Power supply	198-242V AC (50/60 Hz)	12V DC	12V DC

\* KA3-PCK accessory per ODU.

\*\* Setting ODU electronics to S6.





KCCT-384B IPS (B)	KCCT-384C IPS	KCC-64 WEB	KCC-64 CLOUD
SUITE ZEN AMAZON	ZEN HC AMAZON	SUITE ZEN ZEN HC AMAZON FANCOILS	ZEN HC AMAZON
S4+ / S6 / S8**	S6* / S8	S4+ / S6 / S8**	S6 / S8
384	384	64	64
48	48	-	-
10.1"	10.1"	-	-
✓	✓	✓	✓
✓	✓	✓	✓
Stages of 0.5 °C	Stages of 0.5 °C	Stages of 1 °C	Stages of 0.5 °C
7 speeds	7 speeds	4 speeds	7 speeds
✓	✓	✓	✓
5 positions	5 positions	-	To be consulted
✓	✓	-	✓
✓	✓	✓	✓
✓	✓	✓	✓
✓	✓	✓	✓
✓	✓	✓	✓
✓	✓	-	To be consulted
✓	✓	-	To be consulted
✓	✓	-	✓
✓	✓	✓	✓
✓	✓	✓	✓
✓	✓	-	-
Error list / Operation	Error list / Operation	✓	✓
-	-	-	-
✓	LAN Acces	Web / App	Web / App
DE, EN, ES, FR, HU, IT, PL, PT, RO, TR, KO, ZH	DE, EN, ES, FR, HU, IT, PL, PT, RO, TR, KO, ZH	ES, FR, EN	EN
24V AC	24V AC	12V DC	12V DC

Check compatibility tables at the end of each chapter



# BMS

## Kaysun



### Modbus

	K8-MODBUS*	K05-MODBUS(A)*
Protocol	Modbus RTU Modbus TCP/IP	Modbus RTU Modbus TCP/IP
N° XYE ports	1	1
N°. refrigeration circuits	8	8
Max. N° of connectable IDUs	64	64
Compatibility protocol	S8	S6


\* Product available until stocks last.



### Bacnet

	K8-BACNET*	K01-BACNET*
Protocol	BACnet/IP	BACnet/IP
N° XYE ports	1	1
N°. refrigeration circuits	8	4
Max. N° of connectable IDUs	64	32
Compatibility protocol	S8	S4+

\* Product available until stocks last.



### KNX

	K8-KNX*	K05-KNX*
Protocol	KNX	KNX
N° XYE ports	-	-
N°. refrigeration circuits	-	-
Max. N° of connectable IDUs	1	1
Compatibility protocol	S8	S6

\* Product available until stocks last.

Check compatibility tables at the end of each chapter



# Intesis



	K01 MODBUS 1	K05 BACNET 1*	K01-KNX 1*
Protocol	Modbus RTU	BACnet MSTP	KNX
N° XYE ports	1	1	-
N°. refrigeration circuits	-	-	-
Max. N° of connectable IDUs	1	1	1
Compatibility protocol	S4+	S4+ / S6	S4+

\* Product available until stocks last.



	FRI-BMS-04	FRI-BMS-16	FRI-BMS-64
Protocol	Modbus RTU BACnet/IP KNX	Modbus RTU BACnet/IP KNX	Modbus RTU BACnet/IP KNX
N° XYE ports	1	1	1
N°. refrigeration circuits	-	-	-
Max. N° of connectable IDUs	4	16	64
Compatibility protocol	S4+ / S6 / S8	S4+ / S6 / S8	S4+ / S6 / S8

Check compatibility tables at the end of each chapter



# Accessories



## KEB-01

### Features

- Expansion board to connect the K-N8RS sensor to the DN5.0 indoor units of the Amazon VRF range.



## K-N8RS

### Features

- R-32 sensor for VRF indoor units with reference DN5.0
- Includes audible and visual alarm, 220V output to activate an external ventilation system and shuts down indoor units when gas leakage is detected.



## K-N8RS-02

### Features

- R-32 sensor for KHKF indoor units
- Includes audible and visual alarm, 220V output to activate an external ventilation system and shuts down indoor units when gas leakage is detected.



## K-N8SV

### Features

- Together with the R-32 sensor, when a gas leak is detected, the K-N8RS box recovers gas from the entire circuit and closes the valves of the system units. This prevents further gas leakage.
- Only compatible with VRF S8 systems.



## MA3-EK (KA3-XYE)

### Features

- XYE Port Duplicator.
- Allows two S8 BMS systems to be connected simultaneously.
- Allows to connect two S8 centralized controls simultaneously.
- Allows to connect one S8 BMS system and one S8 centralized control simultaneously.





## REPE-01

### Features

- Signal repeater for HyperLink communication
- It is required to be installed when the indoor units of a VRF S8 system are powered separately
- When the VRF S8 system contains more than 10 indoor units
- And the communication cable distance exceeds 200 meters



## MA3-PCK (KA3-PCK)

### Features

- S6 to S8 electronics converter
- Allows connecting VRF V6 systems to the new S8 centralized telecontrols
- One converter has to be installed for each outdoor unit, even in combinations of outdoor units.



## DTS343-3

### Features

- Digital wattmeter for VRF outdoor units
- It gives the consumption for each outdoor unit
- It allows the consumption to be monitored if installed with KAYNET CONTROL PRO and/or the KCCT-384B IPS (A) centralised controller.
- A wattmeter has to be installed for each outdoor unit, including for modules made up of several outdoor units, where one is installed for each and not for the combination



## K04 WIFI LCAC

### Features

- One is required for each indoor unit
- Connection to the board of the indoor unit
- Control via the NetHOME Plus app
- Weekly timer
- Bidirectional communication



# References

## Key Installations

Kaysun and the latest technology go hand in hand as it forges ahead to offer the best in air-conditioning control units. Inspiration, innovation and progress are reflected in this range, bringing the newest look and best features to all of our control devices.



**Komkal**  
Industrial Building

*Location:* Reus (Tarragona, Spain)

*Units installed:* MODBUS



**Casa Árabe**  
Public Building

*Location:* Madrid (Spain)

*Units installed:* KAYNET





**Dolce Fregate**  
Hotel

*Location:* Provence (France)  
*Units installed:* KAYNET







INDOOR AIR QUALITY

IAQ

KRE	286
ERP PRO	288
References	290



# KRE



New range of cross-flow heat recovery units providing up to 84% efficiency, featuring F7 filter on discharge and M5 filter on air return as standard, and airflows from 500 to 2,000 m<sup>3</sup>/h.

## Characteristics

- Compact design.
- Double filtering stage with M5 and F7 in flow and M5 in return.
- Integration in Kaysun centralized control system.
- DC fans with 3 speeds.
- Bypass para freecooling.
- Pressure switch of the pressure filter.
- CO2 probe as standard.



KCT-04.2 SR  
Standard





ErP

CROSS FLOW  
RECOVERY

FREECOOLING

DOUBLE STAGE  
FILTRATIONINDOOR  
INSTALLATION

		KRE D500D2	KRE D800D2	KRE D1000D2	KRE D1500D2	KRE D2000D2
Air flow rated	m <sup>3</sup> /h	500	800	1000	1500	2000
Maximum air flow	m <sup>3</sup> /h	650	1100	1400	2300	2750
Heating efficiency; EN308: 5°C outdoors / 25°C indoors	%	79.4	77.1	78.0	84.6	80.5
No. speeds		3	3	3	3	3
Sound pressure rated	dB(A)	30.5	39	39	46.5	48.5
Rated useful static pressure in supply	Pa	65	100	110	150	160
Max. useful static pressure in supply	Pa	90	90	110	150	160
Filtration stages Supply		M5+M7	M5+M7	M5+M7	M5+M7	M5+M7
Filtration stages Return		M5	M5	M5	M5	M5
Temperature min. / max.	°C	-5°C / 43°C	-5°C / 43°C	-5°C / 43°C	-5°C / 43°C	-5°C / 43°C
Power supply		220-240/1/50	220-240/1/50	220-240/1/50	220-240/1/50	220-240/1/50
Dimensions (width/height/depth)	mm	1311/390/1045	1311/390/1225	1311/390/1471	1740/615/1300	1811/685/1500
Installed weight	kg	62	77	85	168	195

#### Accessories

Probe CO2

Filter M5 (ISO 16890 ePM10 50%)

Filter M5 (ISO 16890 ePM10 65%)

Filter F9 (ISO 16890 ePM1 90%)

**Heating efficiency EN308:** According to regulation UE1253/2014, at nominal performance, with temperature and humidity conditions according to EN308.

**Air flow rated. Rated useful static pressure in supply. Filtration stages:** Including filters.

**Sound pressure rated:** Sound pressure level at 1 m from the driven unit and nominal flow.

**Working range min./max.:** Std unit.



# ERP PRO



The ERP PRO heat recovery units achieve efficient air renewal in spaces, while providing fresh, clean, renewed air. The ERP PRO heat recovery units use a cross airflow exchanger and achieve great savings in energy, in compliance with the ECODESIGN 2018 standard. These units also feature reduced consumption thanks to their EC fans, both in extraction and discharge.



## Characteristics

- Crossflow recuperator >73%.
- Horizontal installation.
- Plug fan EC fans with constant flow rate.
- 25mm sandwich panel for 3200 and 4200 models.
- Senso control with modbus as standard.
- M6+F7 filters on discharge.
- Option with external battery support.



**SENSO CONTROLLER**  
**Included**





Model		ERP PRO 1200	ERP PRO 2200	ERP PRO 3200	ERP PRO 4200
Maximum air flow	m <sup>3</sup> /h	1.170	2.000	3.200	4.200
Heating efficiency; EN308: 5°C outdoors / 25°C indoors	%	73	73	73	73
Sound pressure rated	dB(A)	49	49	53	48
Max. useful static pressure in supply	Pa	350	250	250	250
Panel	mm	10	10	25	25
Filtration stages Supply		F7	F7	F7	F7
Filtration stages Return		M6	M6	M6	M6
Temperature min. / max.	°C	-5°C / 46°C	-5°C / 46°C	-5°C / 46°C	-5°C / 46°C
Power supply		230/1/50	230/1/50	230/1/50	400/3/50
Dimensions (width/height/depth)	mm	1752 / 500 / 1102	1990 / 580 / 1232	2500 / 685 / 1600	2500 / 815 / 1600
Installed weight	kg	148	195	406	420

Product available until stocks last.

Accessories	Model
M6 filters (ISO 16890 ePM2.5 50%)	M6
F7 filters (ISO 16890 ePM1 65%)	F7
F8 filters (ISO 16890 ePM1 80%)	F8
Electrical pre-resistance	EH
Water coil	H2O
DX coil	DX
SENSO+ control (required for water and dx battery)	SENSO+
CO2 probe	CO2

**Heating efficiency EN308:** According to regulation UE1253/2014, at nominal performance, with temperature and humidity conditions according to EN308.

**Air flow rated. Max. useful static pressure in supply. Filtration stages:** Including filters.

**Sound pressure rated:** Sound pressure level at 1,5 m from the driven unit and nominal flow.

**Installed weight. Working range min./max.:** Std unit and with RH < 80% (with PREH down to -12°C).

**Filtration stages:** Possibility of mounting double stage of impulsion filtration (consult with Technical Department).



# References

## Key Installations

**Indoor Air Quality (IAQ)** has become an increasingly important issue for building owners, managers and occupants. To increase IAQ, Kaysun introduces a complete range of solutions suitable to all needs. Small portable purifiers, active solutions suitable for advanced installations, such as PCO and Puro air kits, and a renovated heat recovery systems line-up.



### Laboratorios Rovi

#### Laboratory

*Location:* Granada (Spain)

*Initial situation:* Renovation

*Units installed:* Recovery units



**Cash and Carry Díaz Cadenas**  
Supermarket

*Location:* Jaén (Spain)

*Initial situation:* Renovation

*Units installed:* Recovery units





# Conditions of sale

## 1.- Orders

An order is considered to be the receipt of a written document (via mail, Fax or regular mail which includes the description of the materials requested, order reference, delivery time requested, expected place of delivery and any data that may be required for the successful confirmation in the process of accepting the invoice.

For telephone orders, delivery of the materials shall be subject to receipt of the written confirmation of the order with the data described above.

For orders of materials or specially manufactured equipment not generally available in stock, a deposit of 30% of the total amount of the final price of the equipment will be required as a prerequisite to its manufacture.

## 2.- Order cancellation

Only those cancellations will be accepted that have been notified in writing prior to deliver the goods.

Under no circumstances may orders be cancelled for materials or equipment that are specially manufactured and not generally in stock. Additional the buyer waives the right to a refund of the 30% of the total amount of the final price of the equipment invoiced prior to its manufacture.

## 3.- Prices

Prices do not include value-added taxes (VAT), RAE for machines of less than 12kW or any other tax in force and will always will be for the buyer's account.

## 4.- Delivery time

The buyer shall indicate the delivery time for the materials that he requests. When any of the materials are not available from stock, a forecast delivery date will be provided for guidance and in no case will a failure to meet this be the cause of a claim on the part of the buyer.

## 5.- Delivery conditions

Standard incoterms would be Ex-Works Vilarodona. Other conditions to be agreed individually.

Deliveries of the goods by ourselves cannot be at a specific time of day, such deliveries being for the account of the buyer by any means he deems appropriate.

Complaints about the material or equipment delivered with defects arising from the transport shall be made within 24 Hours of receipt. Claims made after this will be exempt.

## 6.- Returns

The buyer may request return of those materials and equipment for reasons beyond his will provided that the packaging and operation are in a perfect condition for approval by Frigicoll SA and subsequent return of the same after written and signed acceptance and return number provided.

A written and numbered authorization from Frigicoll is essential for receipt of the goods in our facilities and the costs of carriage for the aforementioned return will always be for the account of the buyer. A demerit of 15% of the value of the sale will be applied.

If after inspection of the material does not meet these requirements there will be a devaluation from your payment, which may be up to the total original invoice value of your order.

## 7.- Guarantees

The equipment supplied will have a minimum of 3 years guarantee against manufacturing defects provided that its installation and use is appropriate, and in no case can faults be attributable to the guarantee that arise from improper installation, abnormal use, inappropriate electrical voltage, faulty maintenance, use of materials not approved by Frigicoll SA, and manipulation by people not approved for this purpose.

The guarantee will cover the replacement of parts and components in poor condition by new parts, but in no case the labour required for that purpose.

## 8.- Jurisdiction

The general conditions of sale shall be construed as being accepted by the buyer at time of ordering.

In the case of any disagreement that may arise between the parties, these expressly commit themselves to the courts of Barcelona with express waiver of any other jurisdiction that might apply.

## 9.- Specifications and images

The manufacturer reserves the right to change the specifications and images of the product without prior notice.

## 10.- Data

All the data quoted in this catalogue are subject to change without prior notice, including the possible typographical errors.



# Notes



## Notes





Inspiration, Innovation, Evolution





**Main Office**

Blasco de Garay, 4-6  
08960 Sant Just Desvern  
(Barcelona)  
Phone: +34 93 480 33 22

**MADRID**

Senda Galiana, 1  
Polígono Industrial Coslada  
28820 Coslada (Madrid)  
Phone: +34 91 669 9701  
madrid@frigicoll.es



[www.frigicoll.es](http://www.frigicoll.es)  
[www.kaysun.es](http://www.kaysun.es)



Kaysun participates in the EUROVENT certification program. The products correspond to those listed into the EUROVENT certified products directory.