


Cassette 600x600

PRODUCT SHEET



KID-05 S
Standard controller



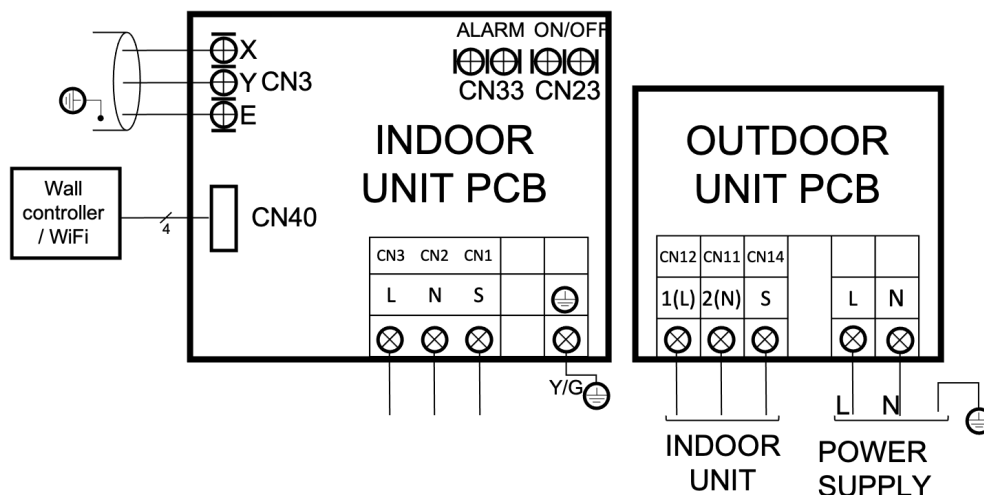
Product certified by:



FEATURES

Model	KCIA-35 DVR14
Cooling capacity	3,52 kW
Cooling power input	1.010 W
Heating capacity	3,81 kW
Heating power input	1.019 W
ErP Classification cold/heat	A++ / A+
Airflow (indoor)	389/485/569 m ³ /h
Sound pressure (indoor)	34,50/37,50/42 dB(A)
Airflow (outdoor)	2.200 m ³ /h
Sound pressure (outdoor)	53,60 dB(A)
Power supply	220-240 V / 1 / 50 Hz
Max. input	9 A
Power wiring (indoor)	With communication
Power wiring (outdoor)	(2+T)x1,50 mm ²
Communication wiring	(3+T)x1 mm ²

WIRING DIAGRAM

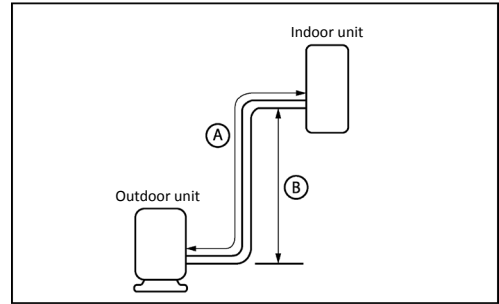


NOTES:

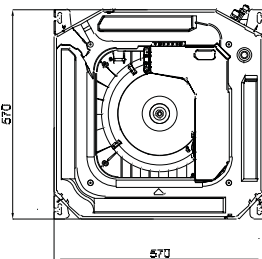

- (1) The data and specifications present in this sheet may vary without notice.
 (2) The images on this sheet are indicative and may be different from the final machine.

COOLING CONNECTION

Model	KCIA-35 DVR14
Refrigerating pipes	Ø1/4" / Ø3/8"
Refrigerant charge / Additional charge	0,72 kg / 0,012 kg
Indoor drain pipe	Ø25
Max. pipe length (A)	25 m
Max. level difference (B)	10 m

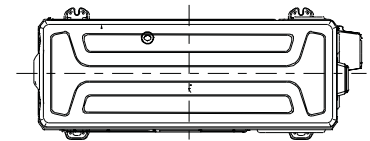

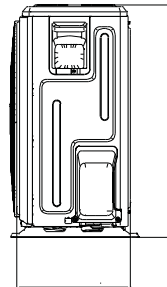


DIMENSIONS & WEIGHT INDOOR

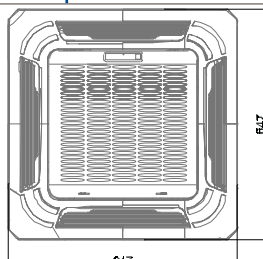

Model	KCI-35 DR14
	
Weight	16,30 kg

DIMENSIONS & WEIGHT OUTDOOR

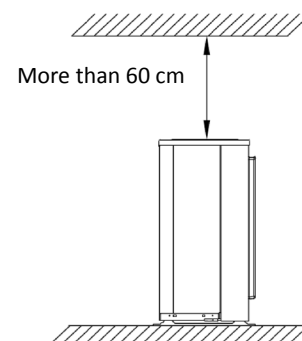
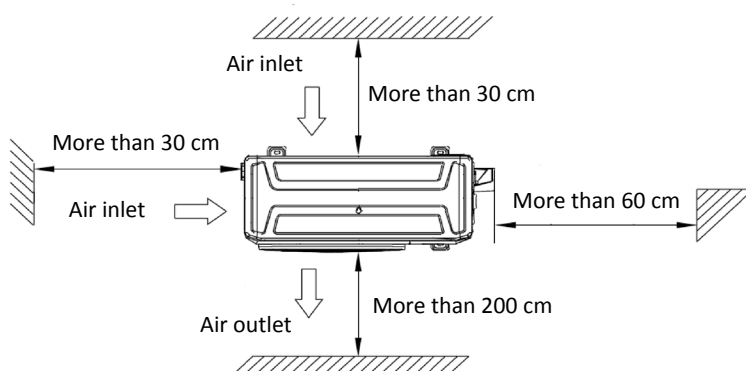
Model	KUE-35 DVR13
Width	765 mm
Height	555 mm
Depth	303 mm
Weight	26,60 kg



DIMENSIONS & WEIGHT PANEL

Model	KPA-03E 600X600
	
Weight	2,50 kg

INSTALLATION




Cassette 600x600

PRODUCT SHEET



KID-05 S
Recommended controller



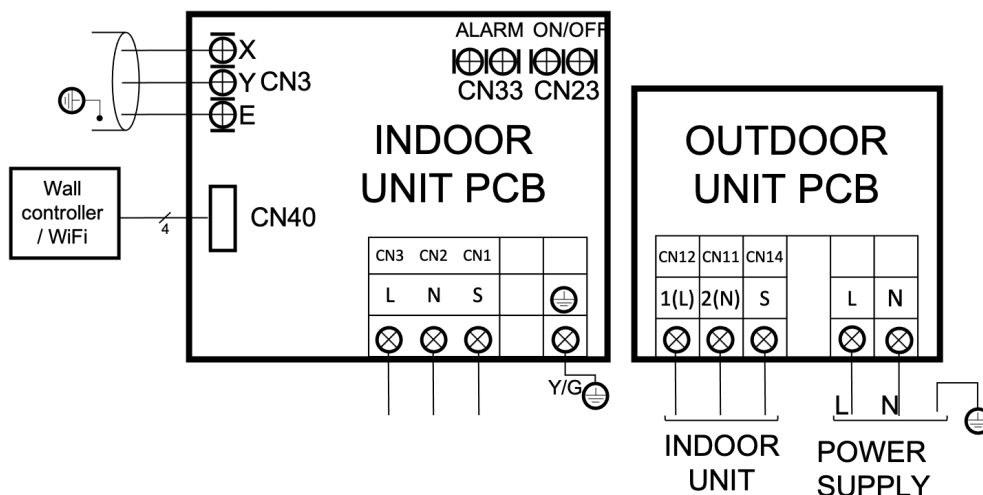
Product certified by:



FEATURES

Model	KCIA-52 DVR14
Cooling capacity	5,28 kW
Cooling power input	1.633 W
Heating capacity	5,57 kW
Heating power input	1.540 W
ErP Classification cold/heat	A++ / A+
Airflow (indoor)	479/584/680 m ³ /h
Sound pressure (indoor)	39/44/45,40 dB(A)
Airflow (outdoor)	2.100 m ³ /h
Sound pressure (outdoor)	56 dB(A)
Power supply	220-240 V / 1 / 50 Hz
Max. input	13,50 A
Power wiring (indoor)	With communication
Power wiring (outdoor)	(2+T)x1,50 mm ²
Communication wiring	(3+T)x1 mm ²

WIRING DIAGRAM



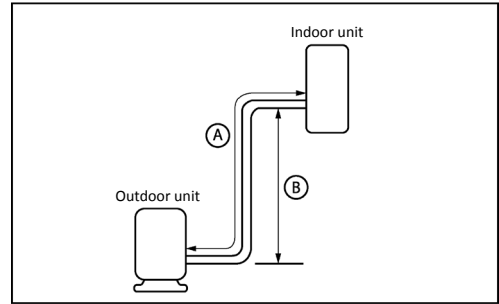
NOTES:

(1) The data and specifications present in this sheet may vary without notice.

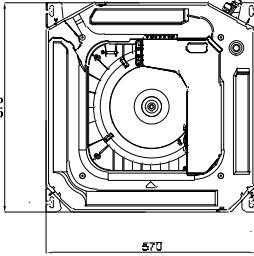

(2) The images on this sheet are indicative and may be different from the final machine.

COOLING CONNECTION

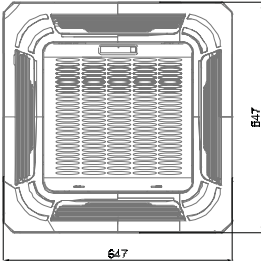

Model	KCIA-52 DVR14
Refrigerating pipes	Ø1/4" / Ø1/2"
Refrigerant charge / Additional charge	1,15 kg / 0,012 kg
Indoor drain pipe	Ø25
Max. pipe length (A)	30 m
Max. level difference (B)	20 m



DIMENSIONS & WEIGHT INDOOR

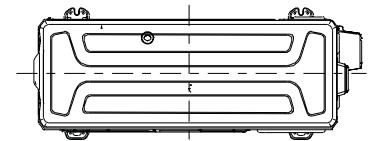

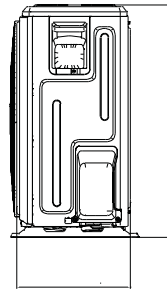
Model	KCI-52 DR14
	
Weight	16 kg

DIMENSIONS & WEIGHT PANEL

Model	KPA-03E 600X600
	
Weight	2,50 kg

DIMENSIONS & WEIGHT OUTDOOR

Model	KUE-52 DVR13
Width	805 mm
Height	554 mm
Depth	330 mm
Weight	32,50 kg



INSTALLATION

