



ENERG
енергия · ενεργεια

Y IJA
IE IA



KEM-09 DVR



55°C

35°C

A+++

A++

A+

A


B

C

D

A++

A+++




-- dB

7 8 9

kW

8 9

kW



2019

811/2013

Mini Inverter heat pump space heating		Outdoor	KEM-09 DVR
Outdoor unit sound power (*)	Average climate low temperature application	dB	65
	Average climate medium temperature application	dB	65
Space heating	Energy efficiency class 35°C (Low temp. app.)	-	A+++
Space heating	Energy efficiency class 55°C (Medium temp. app.)	-	A++
Average climate (Design temperature = -10°C)			
Space heating 35°C	Prated (declared heating capacity) @ -10°C	[kW]	9.1
	Seasonal space heating efficiency (ηs)	[%]	201.9
	Annual energy consumption	[kWh]	3,654
Space heating 55°C	Prated (declared heating capacity) @ -10°C	[kW]	8.2
	Seasonal space heating efficiency (ηs)	[%]	145.5
	Annual energy consumption	[kWh]	4,539
Part load conditions space heating average climate low temperature application			
(A) condition (-7°C)	Pdh (declared heating capacity)	[kW]	8.02
	COPd (declared COP)	-	3.09
	Cdh(degradation coefficient)	-	0.90
(B) condition (2°C)	Pdh (declared heating capacity)	[kW]	5.06
	COPd (declared COP)	-	4.92
	Cdh(degradation coefficient)	-	0.90
(C) condition (7°C)	Pdh (declared heating capacity)	[kW]	3.22
	COPd (declared COP)	-	7.03
	Cdh(degradation coefficient)	-	0.90
(D) condition (12°C)	Pdh (declared heating capacity)	[kW]	1.87
	COPd (declared COP)	-	9.12
	Cdh(degradation coefficient)	-	0.90
(E) Tol (temperature operating limit)	Tol (temperature operating limit)	[°C]	-10.00
	Pdh (declared heating capacity)	[kW]	7.88
	COPd (declared COP)	-	2.87
	WTOL (Heating water Operation Limit)	[°C]	65

Temperature application

Model	For medium - temperature application										
	Energy efficiency class	Unit sound power	average climate			colder climate			warmer climate		
			Rated heat output	Seasonal space heating energy efficiency	For space heating annual energy consumption	Rated heat output	Seasonal space heating energy efficiency	For space heating annual energy consumption	Rated heat output	Seasonal space heating energy efficiency	For space heating annual energy consumption
-	dB	kW	%	kWh	kW	%	kWh	kW	%	kWh	
KEM-09 DVR	A++	65	8.2	145.5	4539	7.2	122.4	5665	9.0	193.4	2458

Model	For low - temperature application										
	Energy efficiency class	Unit sound power	average climate			colder climate			warmer climate		
			Rated heat output	Seasonal space heating energy efficiency	For space heating annual energy consumption	Rated heat output	Seasonal space heating energy efficiency	For space heating annual energy consumption	Rated heat output	Seasonal space heating energy efficiency	For space heating annual energy consumption
-	dB	kW	%	kWh	kW	%	kWh	kW	%	kWh	
KEM-09 DVR	A+++	65	9.1	201.9	3654	8.3	174.6	4591	9.0	279.1	1714

Mini Inverter heat pump space heating		Outdoor	KEM-09 DVR
(F) Tivalent temperature	Tbiv	[°C]	-7.00
	Pdh (declared heating capacity)	[kW]	8.02
	COPd (declared COP)	-	3.09
Supplementary capacity at P_design	Psup (@Tdesignh: -10°C)	[kW]	1.18
Part load conditions space heating average climate medium temperature application			
(A) condition (-7°C)	Pdh (declared heating capacity)	[kW]	7.21
	COPd (declared COP)	-	2.24
	Cdh(degradation coefficient)	-	0.90
(B) condition (2°C)	Pdh (declared heating capacity)	[kW]	4.56
	COPd (declared COP)	-	3.86
	Cdh(degradation coefficient)	-	0.90
(C) condition (7°C)	Pdh (declared heating capacity)	[kW]	2.84
	COPd (declared COP)	-	4.58
	Cdh(degradation coefficient)	-	0.90
(D) condition (12°C)	Pdh (declared heating capacity)	[kW]	1.31
	COPd (declared COP)	-	4.96
	Cdh(degradation coefficient)	-	0.90
(E) Tol (temperature operating limit)	Tol (temperature operating limit)	[°C]	-10.00
	Pdh (declared heating capacity)	[kW]	7.01
	COPd (declared COP)	-	1.97
	WTOL (Heating water Operation Limit)	[°C]	65
(F) Tivalent temperature	Tbiv	[°C]	-7.00
	Pdh (declared heating capacity)	[kW]	7.21
	COPd (declared COP)	-	2.24
Supplementary capacity at P_design	Psup (@Tdesignh: -10°C)	[kW]	1.14
Colder climate (Design temperature = -22°C)			
Space heating 35°C	Prated (declared heating capacity) @ -22°C	[kW]	8.3
	Seasonal space heating efficiency (ηs)	[%]	174.6
	Annual energy consumption	[kWh]	4,591

Mini Inverter heat pump space heating		Outdoor	KEM-09 DVR
Space heating 55°C	Prated (declared heating capacity) @ -22°C	[kW]	7.2
	Seasonal space heating efficiency (η_s)	[%]	122.4
	Annual energy consumption	[kWh]	5,665
Part load conditions space heating colder climate low temperature application			
(A) condition (-7°C)	Pdh (declared heating capacity)	[kW]	5.42
	COPd (declared COP)	-	3.72
	Cdh(degradation coefficient)	-	0.90
(B) condition (2°C)	Pdh (declared heating capacity)	[kW]	3.14
	COPd (declared COP)	-	5.56
	Cdh(degradation coefficient)	-	0.90
(C) condition (7°C)	Pdh (declared heating capacity)	[kW]	2.16
	COPd (declared COP)	-	6.55
	Cdh(degradation coefficient)	-	0.90
(D) condition (12°C)	Pdh (declared heating capacity)	[kW]	1.87
	COPd (declared COP)	-	9.12
	Cdh(degradation coefficient)	-	0.90
(E) Tol (temperature operating limit)	Tol (temperature operating limit)	[°C]	-22.00
	Pdh (declared heating capacity)	[kW]	5.08
	COPd (declared COP)	-	2.01
	WTOL (Heating water Operation Limit)	[°C]	65
(F) Tbivalent temperature	Tbiv	[°C]	-15.00
	Pdh (declared heating capacity)	[kW]	6.75
	COPd (declared COP)	-	2.59
Supplementary capacity at P_design	Psup (@Tdesignh: -22°C)	[kW]	3.19
Part load conditions space heating colder climate medium temperature application			
(A) condition (-7°C)	Pdh (declared heating capacity)	[kW]	4.59
	COPd (declared COP)	-	2.72
	Cdh(degradation coefficient)	-	0.90

Mini Inverter heat pump space heating		Outdoor	KEM-09 DVR
(B) condition (2°C)	Pdh (declared heating capacity)	[kW]	2.82
	COPd (declared COP)	-	3.60
	Cdh(degradation coefficient)	-	0.90
(C) condition (7°C)	Pdh (declared heating capacity)	[kW]	1.76
	COPd (declared COP)	-	4.84
	Cdh(degradation coefficient)	-	0.90
(D) condition (12°C)	Pdh (declared heating capacity)	[kW]	1.44
	COPd (declared COP)	-	5.83
	Cdh(degradation coefficient)	-	0.90
	Tol (temperature operating limit)	[°C]	-22.00
	Pdh (declared heating capacity) (E) Tol (temperature operating lim	[kW]	3.24
	COPd (declared COP)	-	1.32
	WTOL (Heating water Operation Limit)	[°C]	65
(F) Tivalent temperature	Tbiv	[°C]	-15.00
	Pdh (declared heating capacity)	[kW]	5.88
	COPd (declared COP)	-	2.10
Supplementary capacity at P_design	Psup (@Tdesignh: -22°C)	[kW]	3.97
Warmer climate (Design temperature = 2°C)			
Space heating 35°C	Prated (declared heating capacity) @ 2°C	[kW]	9.0
	Seasonal space heating efficiency (ηs)	[%]	279.1
	Annual energy consumption	[kWh]	1,714
Space heating 55°C	Prated (declared heating capacity) @ 2°C	[kW]	9.0
	Seasonal space heating efficiency (ηs)	[%]	193.4
	Annual energy consumption	[kWh]	2,458
Part load conditions space heating warmer climate low temperature application			
(B) condition (2°C)	Pdh (declared heating capacity)	[kW]	8.29
	COPd (declared COP)	-	3.85
	Cdh(degradation coefficient)	-	0.90
(C) condition (7°C)	Pdh (declared heating capacity)	[kW]	5.81
	COPd (declared COP)	-	6.24
	Cdh(degradation coefficient)	-	0.90

Mini Inverter heat pump space heating		Outdoor	KEM-09 DVR
(D) condition (12°C)	Pdh (declared heating capacity)	[kW]	2.67
	COPd (declared COP)	-	9.63
	Cdh(degradation coefficient)	-	0.90
(E) Tol (temperature operating limit)	Tol (temperature operating limit)	[°C]	2.00
	Pdh (declared heating capacity)	[kW]	8.29
	COPd (declared COP)	-	3.85
	WTOL (Heating water Operation Limit)	[°C]	65
(F) Tbivalent temperature	Tbiv	[°C]	7.00
	Pdh (declared heating capacity)	[kW]	5.81
	COPd (declared COP)	-	6.24
Supplementary capacity at P_design	Psup (@Tdesignh: 2°C)	[kW]	0.75
Part load conditions space heating warmer climate medium temperature application			
(B) condition (2°C)	Pdh (declared heating capacity)	[kW]	8.42
	COPd (declared COP)	-	2.68
	Cdh(degradation coefficient)	-	0.90
(C) condition (7°C)	Pdh (declared heating capacity)	[kW]	5.81
	COPd (declared COP)	-	4.16
	Cdh(degradation coefficient)	-	0.90
(D) condition (12°C)	Pdh (declared heating capacity)	[kW]	2.74
	COPd (declared COP)	-	6.64
	Cdh(degradation coefficient)	-	0.90
(E) Tol (temperature operating limit)	Tol (temperature operating limit)	[°C]	2.00
	Pdh (declared heating capacity)	[kW]	8.42
	COPd (declared COP)	-	2.68
	WTOL (Heating water Operation Limit)	[°C]	65
(F) Tbivalent temperature	Tbiv	[°C]	7.00
	Pdh (declared heating capacity)	[kW]	5.81
	COPd (declared COP)	-	4.16
Supplementary capacity at P_design	Psup (@Tdesignh: 2°C)	[kW]	0.61

Mini Inverter heat pump space heating		Outdoor	KEM-09 DVR
Product description	Air-to-water heat pump	Y/N	Yes
	Water-to-water heat pump	Y/N	No
	Brine-to-water heat pump	Y/N	No
	Low-temperature heat pump	Y/N	No
	Equipped with a supplementary heater	Y/N	Yes
	Heat pump combination heater	Y/N	Yes
Air to water unit	Rated airflow (outdoor)	[m ³ /h]	4500
Brine/water to water unit	Rated water/brine flow (outdoor H/E)	-	/
Other	Capacity control	-	Inverter
	Poff (Power consumption Off mode)	[kW]	0.013
	Pto (Power consumption Thermostat off mode)	[kW]	0.020
	Psb (Power consumption Standby mode)	[kW]	0.013
	Pck (Power crankcase heater model)	[kW]	0.000
	Qelec (Daily electricity consumption)	[kWh]	/
	Qfuel (Daily fuel consumption)	[kWh]	/
<p>Note :</p> <p>Product fiche data according to energy label directive 2010/30/EC regulation (EU) 811/2013.</p> <p>Sound power measured according to the EN12102 under conditions of the EN14825.</p> <p>Details and precautions on installation, maintenance and assembly can be found in the installation and or operation manuals.</p>			

Mini Inverter heat pump space cooling		Outdoor	KEM-09 DVR
Outdoor unit sound power (*)	Average climate low temperature application	dB	66
	Average climate medium temperature application	dB	66
Space cooling 7°C	Prated (declared cooling capacity) @ 35°C	[kW]	9.0
	Seasonal space cooling efficiency (η_s)	[%]	200.21
	Annual energy consumption	[kWh]	1,063
Space cooling 18°C	Prated (declared cooling capacity) @ 35°C	[kW]	10.2
	Seasonal space cooling efficiency (η_s)	[%]	329.48
	Annual energy consumption	[kWh]	739
Part load conditions space cooling : low temperature application@7°C			
(A) condition (35°C)	Pdc (declared cooling capacity)	[kW]	9.00
	EERd (declared EER)	-	2.92
	Cdc(degradation coefficient)	-	0.90
(B) condition (30°C)	Pdc (declared cooling capacity)	[kW]	6.91
	EERd (declared EER)	-	4.08
	Cdc(degradation coefficient)	-	0.90
(C) condition (25°C)	Pdc (declared cooling capacity)	[kW]	4.58
	EERd (declared EER)	-	5.95
	Cdc(degradation coefficient)	-	0.90
(D) condition (20°C)	Pdc (declared cooling capacity)	[kW]	2.07
	EERd (declared EER)	-	6.74
	Cdc(degradation coefficient)	-	0.90

Mini Inverter heat pump space cooling		Outdoor	KEM-09 DVR
Part load conditions space cooling : medium temperature application@18°C			
(A) condition (35°C)	Pdc (declared cooling capacity)	[kW]	10.24
	EERd (declared EER)	-	4.42
	Cdc(gradation coefficient)	-	0.90
(B) condition (30°C)	Pdc (declared cooling capacity)	[kW]	7.81
	EERd (declared EER)	-	6.34
	Cdc(gradation coefficient)	-	0.90
(C) condition (25°C)	Pdc (declared cooling capacity)	[kW]	5.16
	EERd (declared EER)	-	9.50
	Cdc(gradation coefficient)	-	0.90
(D) condition (20°C)	Pdc (declared cooling capacity)	[kW]	2.51
	EERd (declared EER)	-	13.78
	Cdc(gradation coefficient)	-	0.90
Air to water unit	Rated airflow (outdoor)	[m ³ /h]	4500
Brine/water to water unit	Rated water/brine flow (outdoor H/E)	-	/
Other	Capacity control	-	Inverter
	Poff (Power consumption Off mode)	[kW]	0.013
	Pto (Power consumption Thermostat off mode)	[kW]	0.005
	Psb (Power consumption Standby mode)	[kW]	0.013
	Pck (Power crankcase heater mode)	[kW]	0.000
	Qelec (Daily electricity consumption)	[kWh]	/
	Qfuel (Daily fuel consumption)	[kWh]	/

Outdoor unit	Ambient Temperature: 35/24 Water temperature: 23/18			Ambient Temperature: 35/24 Water temperature: 12/7			Ambient Temperature: 7/6 Water temperature: 30/35			Ambient Temperature: 2/1 Water temperature: 30/35		
	Capacity kW	Power input kW	EER	Capacity kW	Power input kW	EER	Capacity kW	Power input kW	COP	Capacity kW	Power input kW	COP
KEM-09 DVR	10.00	2.326	4.30	9.00	3.103	2.90	10.00	2.128	4.70	8.20	2.158	3.80

Outdoor unit	Ambient Temperature: -7/-8 Water temperature: 30/35			Ambient Temperature: 7/6 Water temperature: 40/45			Ambient Temperature: 2/1 Water temperature: 40/45			Ambient Temperature: -7/-8 Water temperature: 40/45		
	Capacity kW	Power input kW	COP	Capacity kW	Power input kW	COP	Capacity kW	Power input kW	COP	Capacity kW	Power input kW	COP
KEM-09 DVR	8.00	2.667	3.00	10.20	2.795	3.65	8.50	2.881	2.95	7.40	3.083	2.40

Outdoor unit	Ambient Temperature: 7/6 Water temperature: 47/55			Ambient Temperature: 2/1 Water temperature: 47/55			Ambient Temperature: -7/-8 Water temperature: 47/55		
	Capacity kW	Power input kW	COP	Capacity kW	Power input kW	COP	Capacity kW	Power input kW	COP
KEM-09 DVR	9.40	3.032	3.10	8.40	3.170	2.65	7.20	3.512	2.05