



Kaysun
by frigicoll

ES

FR

ENGLISH

LANGUAGES

Cassette 840x840

4 Pipes



KI-04 S

Recommended controller

Product certified by:

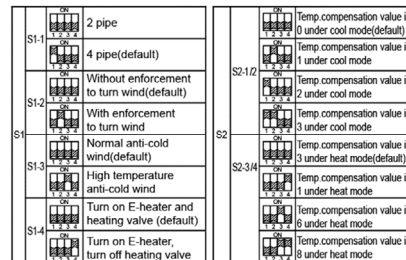
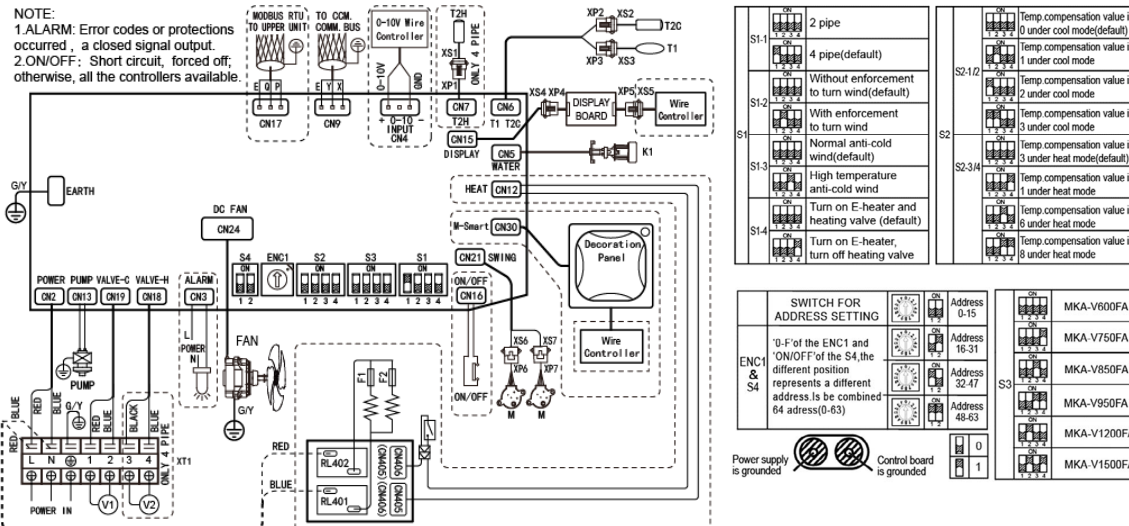


FEATURES

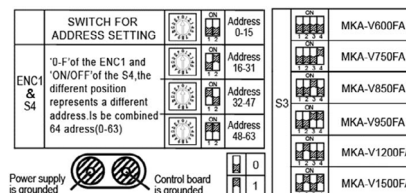
Model	KFC-CIS-4T-600D2	KFC-CIS-4T-950D2	KFC-CIS-4T-1500D2
Cooling capacity L/H	3,64 / 4,96 kW	4,28 / 5,31 kW	5,84 / 8,04 kW
Heating capacity L/H	4,61 / 6,15 kW	5,44 / 6,74 kW	7,51 / 9,93 kW
Power input L/H	30 / 62 W	43 / 90 W	49 / 139 W
Airflow L/M/H	783/997/1.184 m ³ /h	1.096/1.297/1.708 m ³ /h	1.285/1.421/1.642 m ³ /h
Water flow cooling H	0,63 / 0,85 m ³ /h	0,73 / 0,91 m ³ /h	1,00 / 1,39 m ³ /h
Water flow heating H	0,40 / 0,53 m ³ /h	0,46 / 0,58 m ³ /h	0,65 / 0,85 m ³ /h
Evaporator pressure drop cool. L/H	8,10 / 14,80 kPa	10,90 / 16,40 kPa	17,70 / 33,00 kPa
Evaporator pressure drop heat. L/H	14,50 / 25,30 kPa	23,50 / 34 kPa	27 / 48,70 kPa
Hydraulic connections cool.	Ø3/4"	Ø3/4"	Ø3/4"
Hydraulic connections heat.	Ø1/2"	Ø1/2"	Ø1/2"
Power supply	220-240 V / 1 / 50 Hz		
Power wiring	(2+T)x2,50 mm ²		

WIRING DIAGRAM

NOTE:
1.ALARM: Error codes or protections occurred, a closed signal output.
2.ON/OFF: Short circuit, forced off; otherwise, all the controllers available.



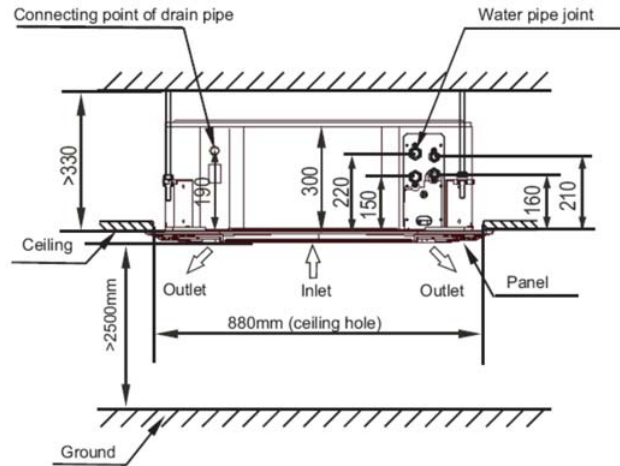
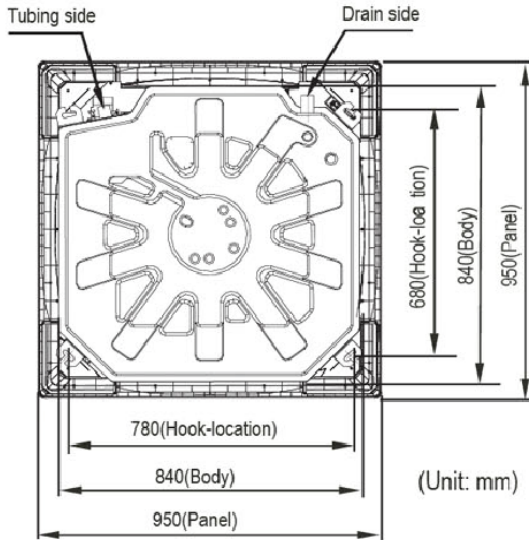
CODE	DESCRIPTION
CN1-30	P.C BOARD SOCKETS
K1	WATER LEVEL SWITCH
DC FAN	INDOOR DC FAN MOTOR
M	SWING MOTOR
PUMP	PUMP MOTOR
T1	ROOM TEMPERATURE
T2C/T2H	PIPE TEMPERATURE
XP1-7	CONNECTORS
XS1-7	CONNECTORS
XT1	7-WAY TERMINAL



NOTES:
(1) The data and specifications present in this sheet may vary without notice.
(2) The images on this sheet are indicative and may be different from the final machine.

DIMENSIONS & WEIGHT OF INDOOR UNIT

Model	Width	Height	Depth	Weight
KFC-CIS-4T-600D2	840 mm	230 mm	840 mm	27 kg
KFC-CIS-4T-950D2				30 kg
KFC-CIS-4T-1500D2				30 kg



DIMENSIONS & WEIGHT OF PANEL

Model	Width	Height	Depth	Weight
KPA-01E(S)	950 mm	55 mm	950 mm	6 kg

