


# Floor Standing Exposed/Concealed

# PRODUCT SHEET

## KS(E)F-56 DN4.0 W / KS(E)F-71 DN4.0 W



KI-04 S  
Recommended  
controller

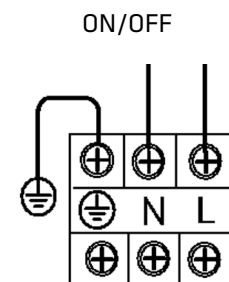
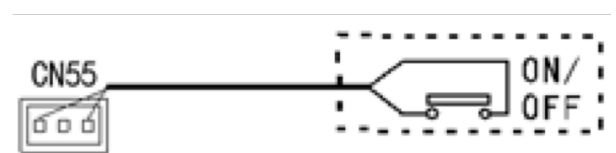
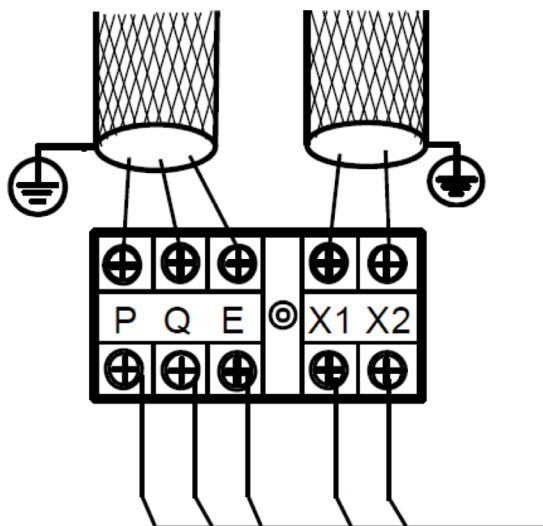
Product certified by: 



## FEATURES

Model	KS(E)F-56 DN4.0 W	KS(E)F-71 DN4.0 W
Cooling capacity	5,60 kW	7,10 kW
Heating capacity	6,30 kW	8 kW
Power input	88 W	110 W
Airflow	830/886/925/970/ 1.028/1.094/1.150 m <sup>3</sup> /h	870/955/1.033/1.100/ 1.205/1.290/1.380 m <sup>3</sup> /h
Sound pressure	31/32/33/35/37/39/41 dB(A)	33/35/37/39/40/42/44 dB(A)
Pipe diameter	Ø3/8" / Ø5/8"	Ø3/8" / Ø5/8"
Drain tube diameter	Ø16 mm	Ø16 mm
Power supply	220-240 V / 1 / 50 Hz	
Max. input	15 A	15 A
Power wiring	(2+T)x2,50 mm <sup>2</sup>	(2+T)x2,50 mm <sup>2</sup>
Shielded communication wiring	3x0,75 mm <sup>2</sup>	3x0,75 mm <sup>2</sup>



## WIRING DIAGRAM



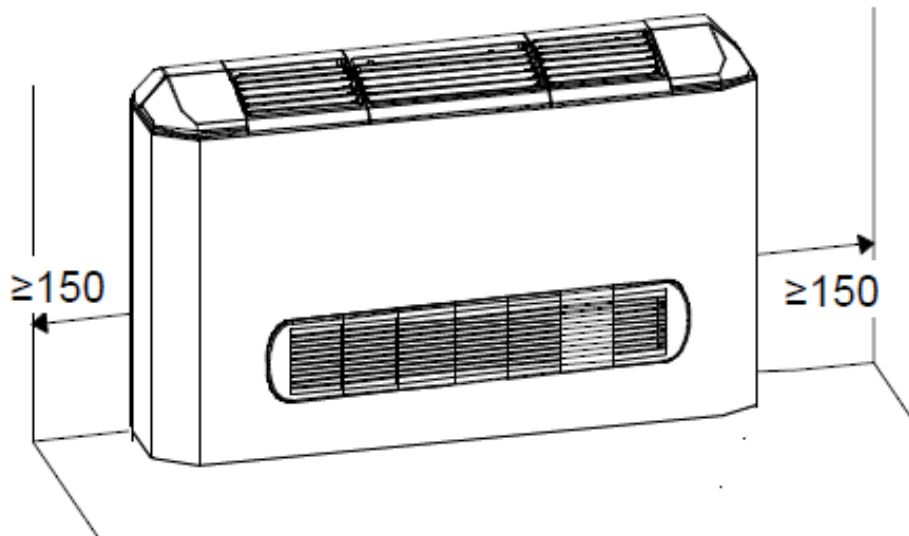
Power supply terminal

NOTES:  
(1) The data and specifications present in this sheet may vary without notice.  
(2) The images on this sheet are indicative and may be different from the final machine.

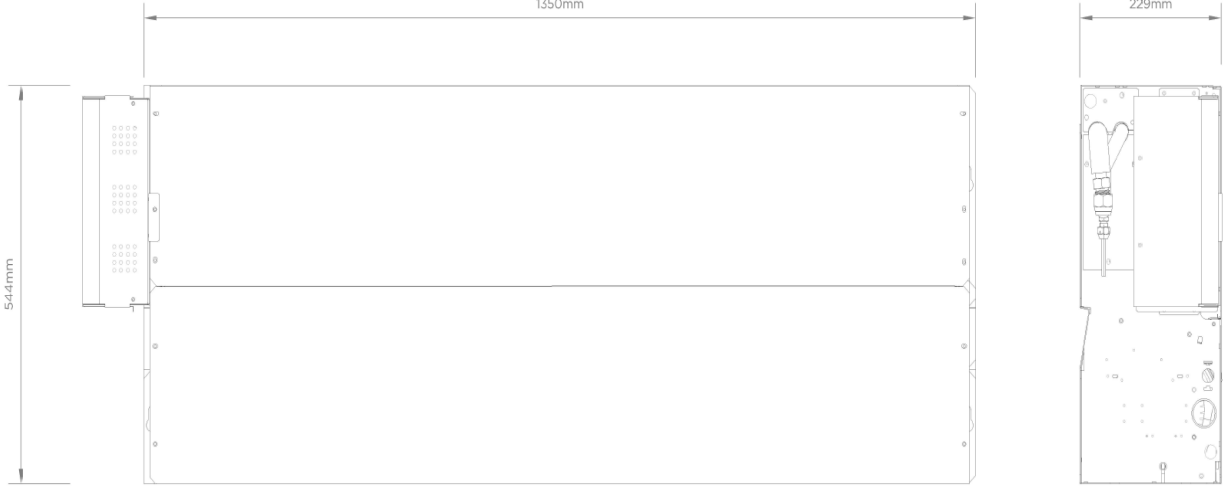
## DIMENSIONS & WEIGHT

Model	KSEF-56 DN4.0 W	KSEF-71 DN4.0 W
		
Weight	40 kg	40 kg

## INSTALLATION



## DIMENSIONS & WEIGHT

Model	KSF-56 DN4.0 W	KSF-71 DN4.0 W
		
Weight	30,50 kg	30,50 kg

## INSTALLATION

