

# Double Flow Console

## PRODUCT SHEET



KID-02 S  
Standard controller



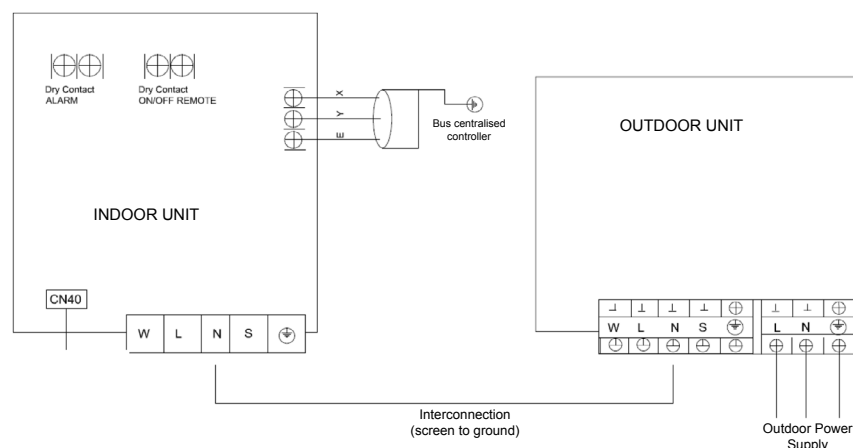
Product certified by:



## FEATURES

Model	KSD-35 DVR12
Cooling capacity	3,52 kW
Cooling power input	1.170 W
Heating capacity	3,81 kW
Heating power input	1.100 W
ErP Classification cold/heat	A++ / A+
Airflow (indoor)	370/480/512 m <sup>3</sup> /h
Sound pressure (indoor)	35/41,50/43 dB(A)
Airflow (outdoor)	2.000 m <sup>3</sup> /h
Sound pressure (outdoor)	55,50 dB(A)
Power supply	220-240 V / 1 / 50 Hz
Max. input	10 A
Power wiring (outdoor)	(2+T)x2,50 mm <sup>2</sup>
Communication wiring	(4+T)x2,50 mm <sup>2</sup>
Com. bus shielded	3x1,50 mm <sup>2</sup>

## WIRING DIAGRAM



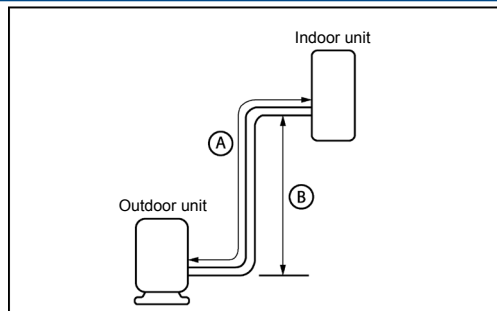
NOTES:

(1) The data and specifications present in this sheet may vary without notice.

(2) The images on this sheet are indicative and may be different from the final machine.

## COOLING CONNECTION

Model	KSD-35 DVR12	
Refrigerating pipes	Ø1/4" / Ø3/8"	
Refrigerant charge / Additional charge	0,87 kg / 0,012 kg	
Indoor drain pipe	Ø16	
Max. pipe length (A)	25 m	
Max. level difference (B)	10 m	

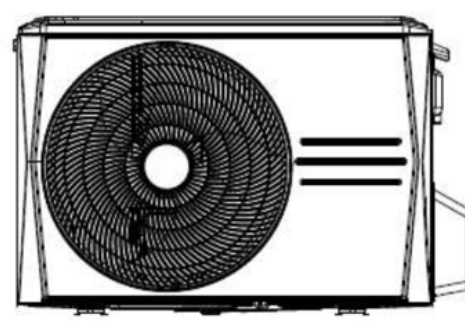
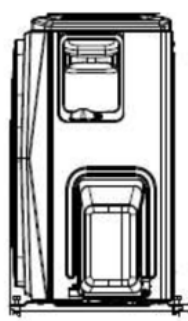
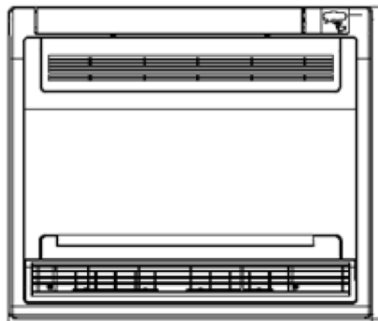


## DIMENSIONS & WEIGHT INDOOR

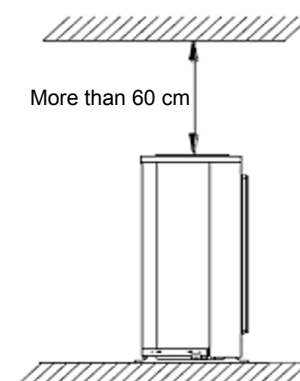
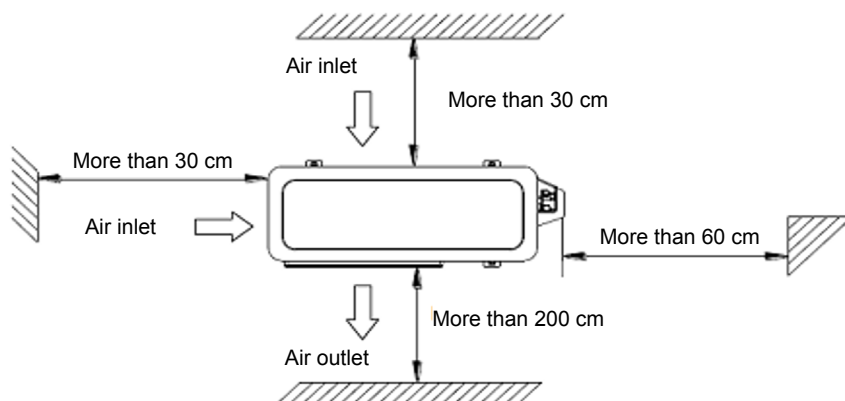
Model	KSD-35 DR12
Width	700 mm
Height	600 mm
Depth	210 mm
Weight	14,80 kg

## DIMENSIONS & WEIGHT OUTDOOR

Model	KUE-35 DVR12
Width	800 mm
Height	554 mm
Depth	333 mm
Weight	34,70 kg



## INSTALLATION



# Double Flow Console

## PRODUCT SHEET



KID-02 S  
Standard controller



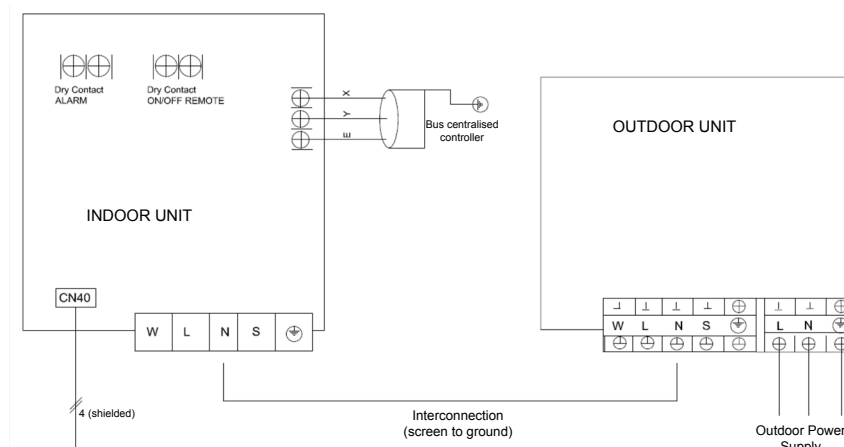
Product certified by:



## FEATURES

Model	KSD-52 DVR12
Cooling capacity	4,70 kW
Cooling power input	1.630 W
Heating capacity	5 kW
Heating power input	1.700 W
ErP Classification cold/heat	A++ / A
Airflow (indoor)	480/540/590 m <sup>3</sup> /h
Sound pressure (indoor)	35/39/42,50 dB(A)
Airflow (outdoor)	2.000 m <sup>3</sup> /h
Sound pressure (outdoor)	55,50 dB(A)
Power supply	220-240 V / 1 / 50 Hz
Max. input	13,50 A
Power wiring (outdoor)	(2+T)x2,50 mm <sup>2</sup>
Communication wiring	(3+T)x2,50 mm <sup>2</sup>
Com. bus shielded	3x1,50 mm <sup>2</sup>

## WIRING DIAGRAM

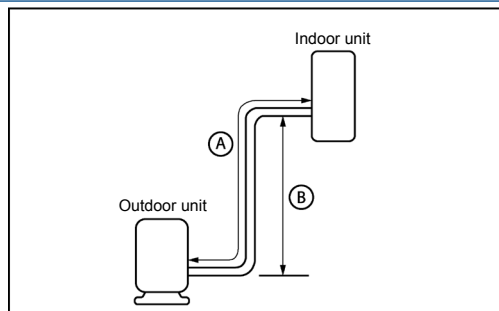


### NOTES:

- (1) The data and specifications present in this sheet may vary without notice.
- (2) The images on this sheet are indicative and may be different from the final machine.

## COOLING CONNECTION

Model	KSD-52 DVR12	
Refrigerating pipes	Ø3/8" / Ø5/8"	
Refrigerant charge / Additional charge	1,15 kg / 0,012 kg	
Indoor drain pipe	Ø16	
Max. pipe length (A)	30 m	
Max. level difference (B)	20 m	

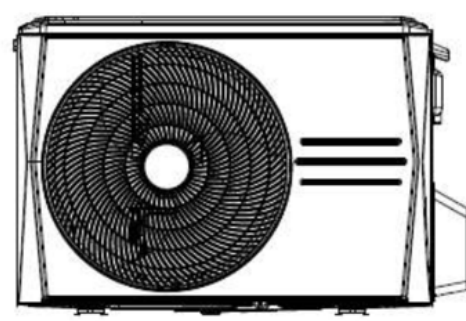
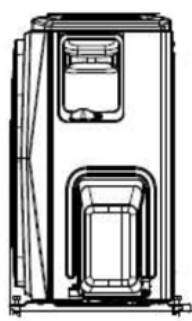
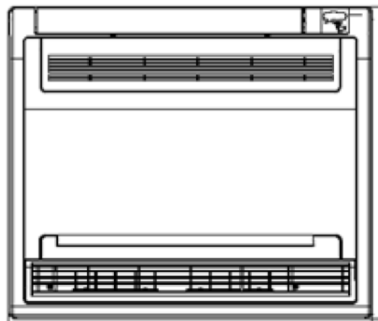


## DIMENSIONS & WEIGHT INDOOR

Model	KSD-52 DR12
Width	700 mm
Height	600 mm
Depth	210 mm
Weight	14,80 kg

## DIMENSIONS & WEIGHT OUTDOOR

Model	KUE-52 DVR12
Width	800 mm
Height	554 mm
Depth	333 mm
Weight	33,70 kg



## INSTALLATION

