




# ENERG

енергия · ενέργεια







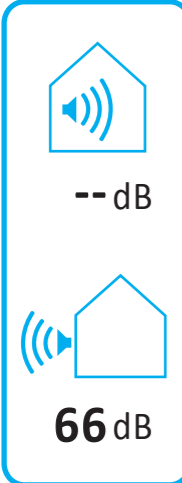
## KEM 07 DVN1

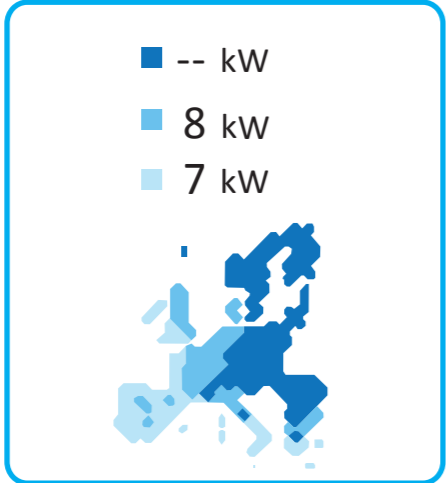


35<sub>o</sub>C









2015
811/2013

Heat pump space heater		Outdoor	KEM 05 DVN1	KEM 07 DVN1	KEM 10 DVN	KEM 12 DVN
Indoor		-	-	-	-	-
Indoor unit sound power (*)		[dB(A)]	-	-	-	-
Outdoor unit sound power (*)		[dB(A)]	63.0	66.0	68.0	68.0
Space heating	Energy efficiency class 35°C (Low temp. app.)	-	A+	A+	A+	A+
Average climate (Design temperature = -10°C)						
Space heating 35°C	Prated (declared heating capacity) @ -10°C	[kW]	6.2	8.0	11.0	12.3
	Seasonal space heating efficiency (ηs)	[%]	139	135	131	135
	Annual energy consumption ion	[kWh]	3,600	4,750	6,900	7,400
Warmer climate (Design temperature =2°C)						
Space heating 35°C	Prated (declared heating capacity) @ 2°C	[kW]	5.1	6.8	9.0	9.3
	Seasonal space heating efficiency (ηs)	[%]	169	165	161	164
	Annual energy consumption	[kWh]	1,125	1,484	2,155	2,312
Ecodesign technical data						
Product description	Air-to-water heat pump	Y/N	Yes	Yes	Yes	Yes
	Water-to-water heat pump	Y/N	No	No	No	No
	Brine-to-water heat pump	Y/N	No	No	No	No
	Low-temperature heat pump	Y/N	Yes	Yes	Yes	Yes
	Equipped with a supplementary heater	Y/N	Yes	Yes	Yes	Yes
	Heat pump combination heater	Y/N	No	No	No	No
Air to water unit	Rated airflow (outdoor)	[m3/h]	3200	3750	4800	4800
Brine/water to water unit						
Other	Capacity control	-				
	Poff (Power consumption Off mode)	[kW]	0.011	0.011	0.018	0.018
	Pto (Power consumption Thermostat off mode)	[kW]	0.005	0.005	0.023	0.023
	Psb (Power consumption Standby mode)	[kW]	0.011	0.011	0.019	0.019
	PCK (Power crankcase heater model)	[kW]	0.032	0.032	0.060	0.060
	Qelec (Daily electricity consumption)	[kWh]				
	Qfuel (Daily fuel consumption)	[kWh]				
Part load conditions space heating average climate						
(A) condition (-7°C)	Pdh (declared heating capacity)	[kW]	5.51	5.70	10.20	10.50
	COPd (declared COP)	-	2.50	2.30	2.30	2.25
	Cdh(degradation coefficient)	-	0.90	0.90	0.90	0.90
(B) condition (2°C)	Pdh (declared heating capacity)	[kW]	3.59	4.40	6.10	3.80
	COPd (declared COP)	-	3.88	3.48	3.20	3.35
	Cdh(degradation coefficient)	-	0.90	0.90	0.90	0.90
(C) condition (7°C)	Pdh (declared heating capacity)	[kW]	2.20	2.90	3.80	4.40
	COPd (declared COP)	-	4.56	5.60	4.75	5.00
	Cdh(degradation coefficient)	-	0.90	0.90	0.90	0.90
(D) condition (12°C)	Pdh (declared heating capacity)	[kW]	1.06	1.29	2.10	2.10
	COPd (declared COP)	-	4.15	4.30	4.70	5.15
	Cdh(degradation coefficient)	-	0.90	0.90	0.90	0.90
(E) Tol (temperature operating limit)	Tol (temperature operating limit)	[°C]	-10.00	-10.00	-10.00	-10.00
	Pdh (declared heating capacity)	[kW]	5.10	5.45	9.50	10.00
	COPd (declared COP)	-	2.45	2.30	2.25	2.15
	WTOL (Heating water Operation Limit)	[°C]	52.00	52.00	52.00	52.00
(F) Tbivalent temperature	Tblv	[°C]	-7.00	-4.00	-7.00	-6.00
	Pdh (declared heating capacity)	[kW]	5.51	6.26	10.20	10.90
	COPd (declared COP)	-	2.50	2.54	2.30	2.35
Capacity of the back-up heater integrated in the unit	Psup back-up heater (@Tdesignh: -10°C)	[kW]	3.00	3.00	4.50	4.50
Supplementary capacity at P_design	Psup (@Tdesignh: -10°C)	[kW]	1.10	2.55	1.50	2.30